



US00D392420S

# United States Patent [19] Ram

[11] Patent Number: Des. 392,420  
[45] Date of Patent: \*\*Mar. 17, 1998

[54] **TOOTHPICK**

[76] Inventor: **Zeev Ram**, 9 Yaacov St., Rehovot  
76262, Israel

[\*\*] Term: **14 Years**

[21] Appl. No.: **57,313**

[22] Filed: **Jul. 23, 1996**

[51] LOC (6) Cl. .... **28-03**

[52] U.S. Cl. .... **D28/64**

[58] Field of Search ..... D28/64; 132/321,  
132/323-329; D24/149, 154; D7/300.2,  
644

[56] **References Cited**

**U.S. PATENT DOCUMENTS**

D. 172,481	6/1954	Simmons	.....	D28/64
D. 222,403	10/1971	Crary	.....	D24/149
D. 245,472	8/1977	Jensen	.....	D7/644
D. 293,372	12/1987	Butt	.....	D28/64 X
D. 298,855	12/1988	White	.....	D28/64 X
D. 304,858	11/1989	Tofft	.....	D28/64 X
D. 358,682	5/1995	Johnson	.....	D28/64
D. 367,130	2/1996	Hsu	.....	D28/64
2,623,003	12/1952	Friedlob et al.	.....	433/216 X
3,860,013	1/1975	Czapor	.....	132/323
4,377,381	3/1983	Westman	.....	132/321 X
4,403,625	9/1983	Sanders et al.	.....	132/323
4,805,646	2/1989	Shimenkov	.....	433/89 X

**FOREIGN PATENT DOCUMENTS**

268022 2/1913 Germany ..... 132/329

*Primary Examiner*—Ted Shooman

*Assistant Examiner*—C. Tuttle

*Attorney, Agent, or Firm*—Steinberg, Raskin & Davidson,  
P.C.

[57] **CLAIM**

The ornamental design for a toothpick, as shown and described.

**DESCRIPTION**

FIG. 1 is a front elevational view of a toothpick showing my new design, the top plan view, bottom plan view and rear elevational view being the same;

FIG. 2 is a side elevational view thereof, both sides being the same;

FIG. 3 is a front elevational view of a second modified embodiment, the top plan view, bottom plan view and rear elevation view being the same;

FIG. 4 is a side elevational view of the embodiment shown in FIG. 3, both sides being the same;

FIG. 5 is a front elevational view of third modified embodiment, the rear elevational view being the same;

FIG. 6 is a side elevational view of the embodiment shown in FIG. 5, both sides being the same; and,

FIG. 7 is a top plan view of the embodiment shown in FIG. 5, the bottom plan view being the same.

**1 Claim, 2 Drawing Sheets**

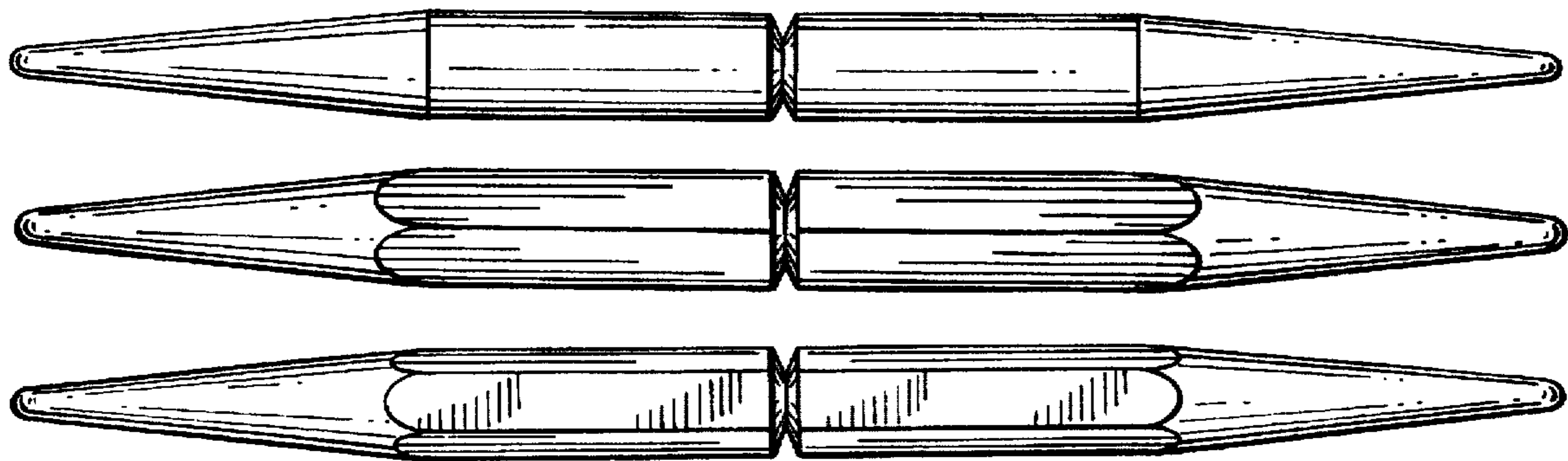


FIG. 1

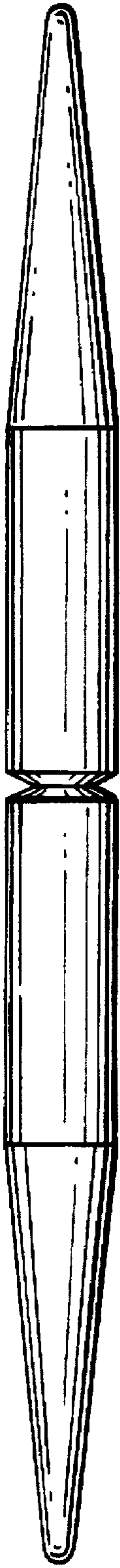


FIG. 2

FIG. 3


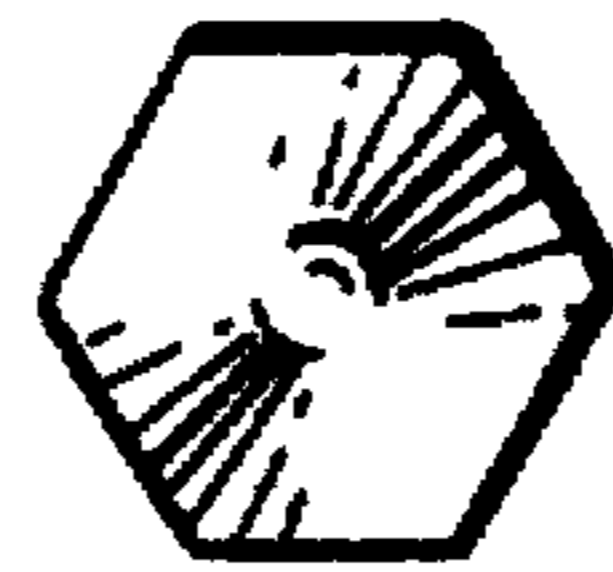



FIG. 4

*FIG. 5*



*FIG. 6*

*FIG. 7*

