



US00D392418S

# United States Patent [19] Gray

[11] Patent Number: **Des. 392,418**  
[45] Date of Patent: **\*\*Mar. 17, 1998**

[54] **RAZOR HANDLE**  
[75] Inventor: **Michael J. Gray, Duxbury, Mass.**  
[73] Assignee: **The Gillette Company, Boston, Mass.**  
[\*\*] Term: **14 Years**  
[21] Appl. No.: **66,738**  
[22] Filed: **Feb. 19, 1997**  
[51] LOC (6) Cl. .... **28-03**  
[52] U.S. Cl. .... **D28/48**  
[58] Field of Search ..... **D28/45-48; 30/32, 30/34.05, 47-51, 526, 527, 532**

4,413,411 11/1983 Trotta .  
4,422,237 12/1983 Trotta .  
5,031,319 7/1991 Althaus et al. .  
5,331,740 7/1994 Carson, III et al. .

### FOREIGN PATENT DOCUMENTS

418726 3/1991 European Pat. Off. .  
M9409079.3 11/1994 Germany .  
1481061 5/1989 U.S.S.R. .  
1565296 4/1980 United Kingdom .  
2139541 11/1984 United Kingdom .  
2235894 3/1991 United Kingdom .

*Primary Examiner*—Ted Shooman  
*Assistant Examiner*—C. Tuttle  
*Attorney, Agent, or Firm*—Fish & Richardson P.C.

### [56] References Cited

#### U.S. PATENT DOCUMENTS

D. 131,928 4/1942 Loewy ..... D28/51  
D. 248,577 7/1978 Byrne ..... D28/48  
D. 254,692 4/1980 Del Re .  
D. 260,944 9/1981 Gray ..... D28/46  
D. 277,987 3/1985 Jacobsen et al. .  
D. 293,036 12/1987 Iten et al. .... D28/48  
D. 305,265 12/1989 Motta et al. .... D28/48  
D. 310,580 9/1990 King ..... D28/46 X  
D. 311,784 10/1990 Schwartz .  
D. 319,709 9/1991 Drahus ..... D28/46 X  
D. 351,485 10/1994 Miskin .  
D. 355,049 1/1995 Yasui ..... D28/48  
1,373,874 4/1921 Engstrom .  
4,281,455 8/1981 Dixon et al. .  
4,403,414 9/1983 Kiraly et al. .

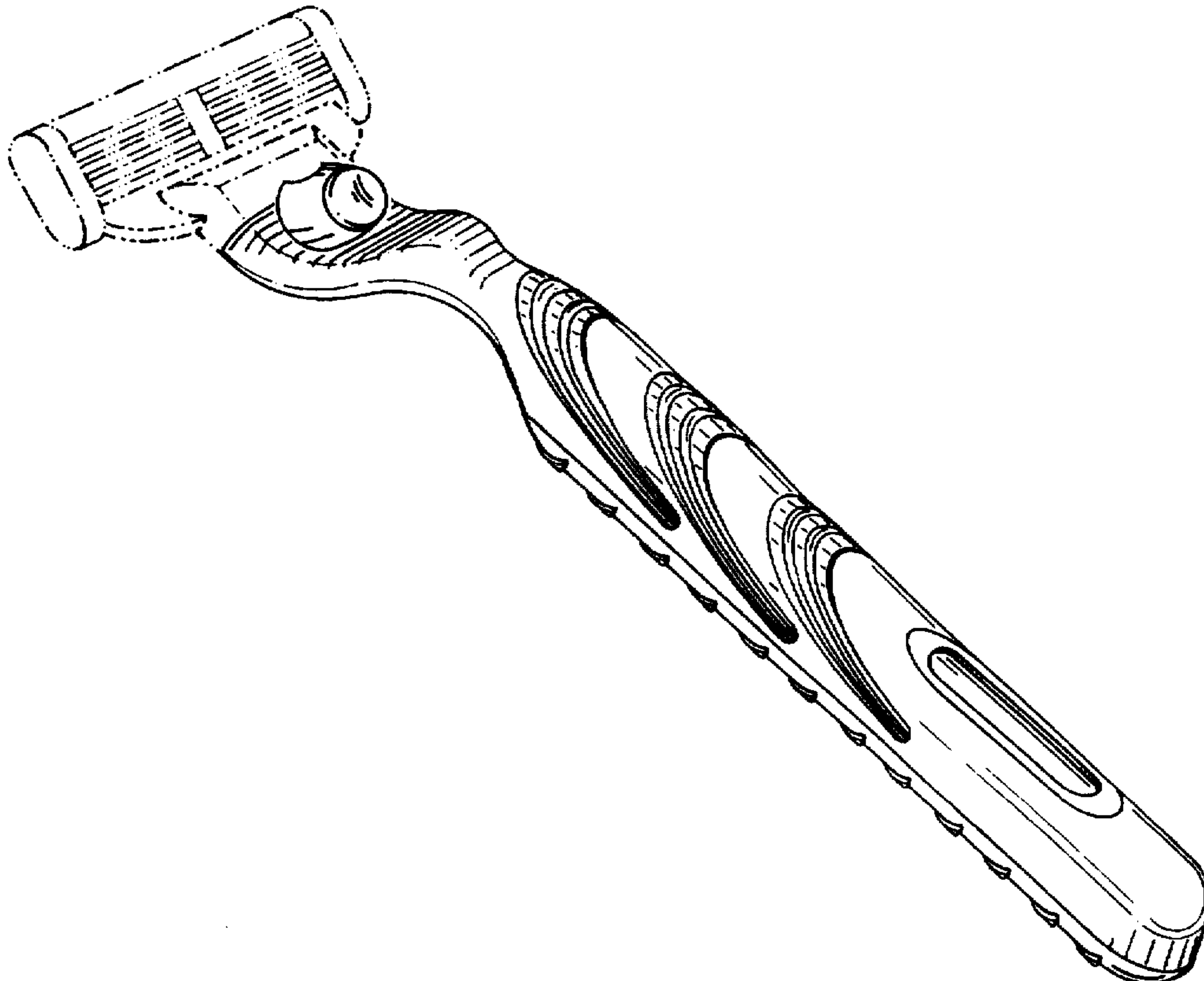
### [57] CLAIM

The ornamental design for a razor handle, as shown and described.

### DESCRIPTION

FIG. 1 is a perspective view of the razor handle;  
FIG. 2 is a top plan view thereof; and  
FIG. 3 is a bottom plan view thereof;  
FIG. 4 is a right side elevational view thereof, the left side view being a mirror image thereof;  
FIG. 5 is a front elevational view thereof; and,  
FIG. 6 is a back elevational view thereof.  
The broken line showing of the razor head is for illustrative purposes only and forms no part of the claimed design.

**1 Claim, 3 Drawing Sheets**



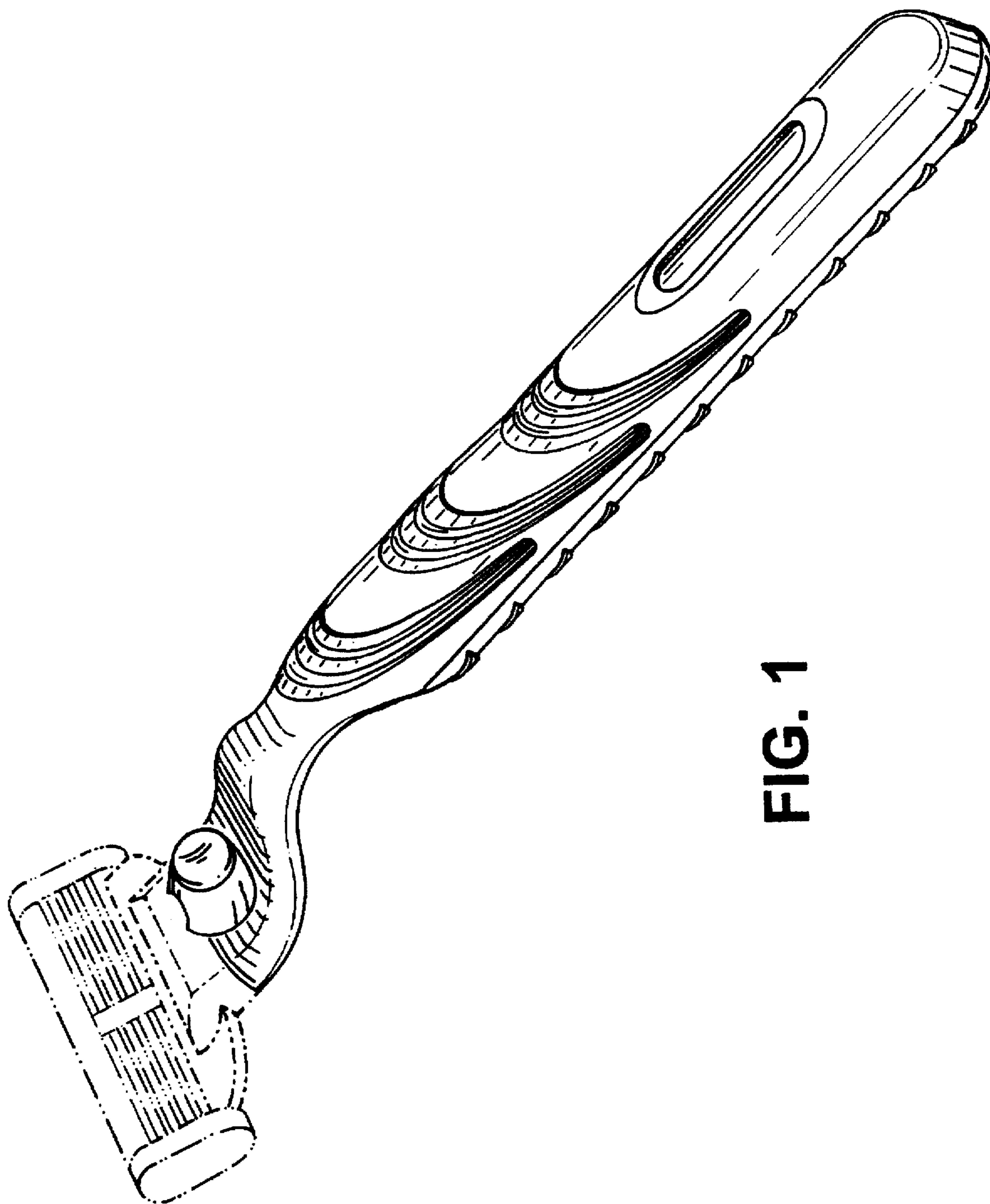
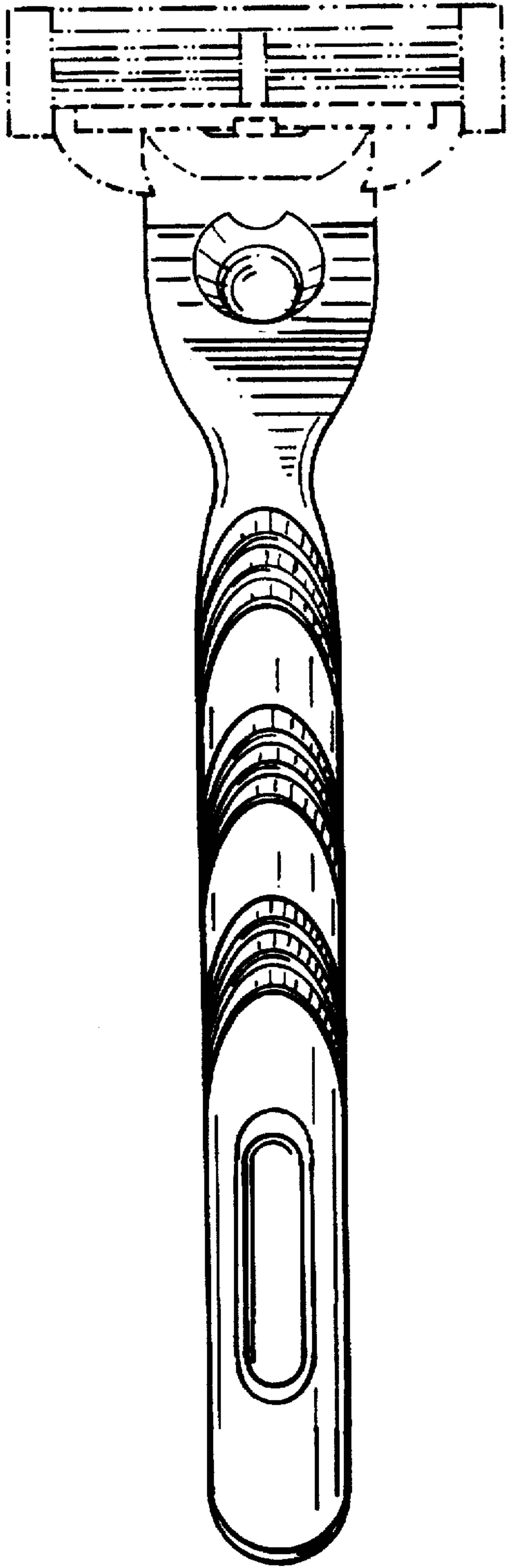
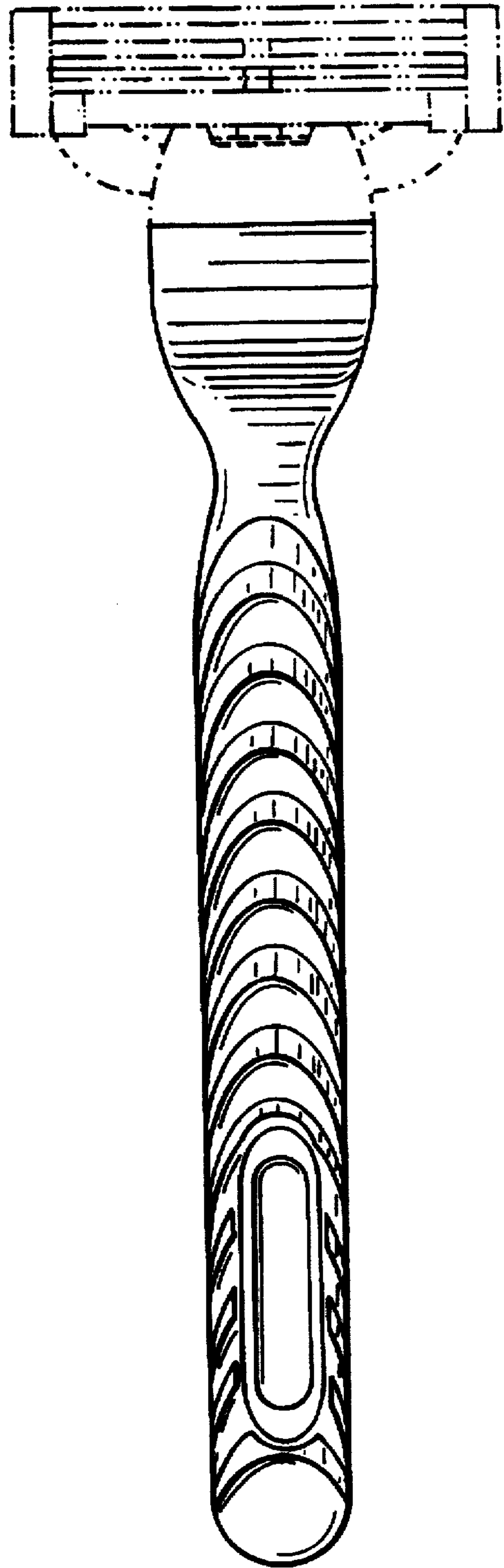


FIG. 1



**FIG. 2**



**FIG. 3**

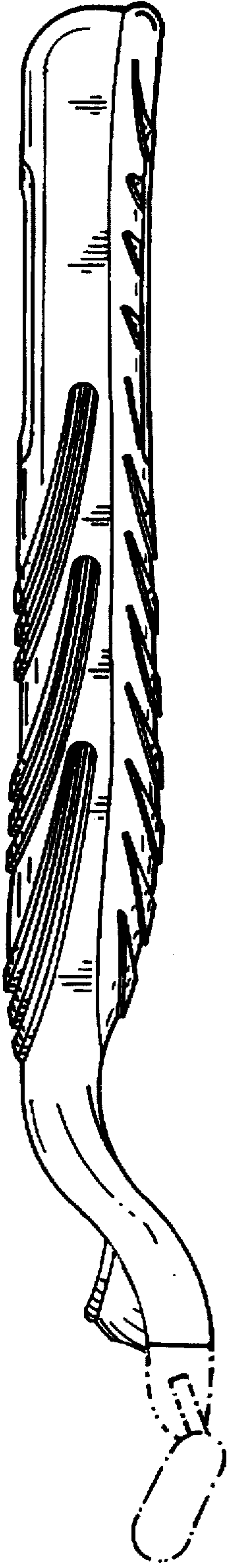


FIG. 4




FIG. 5

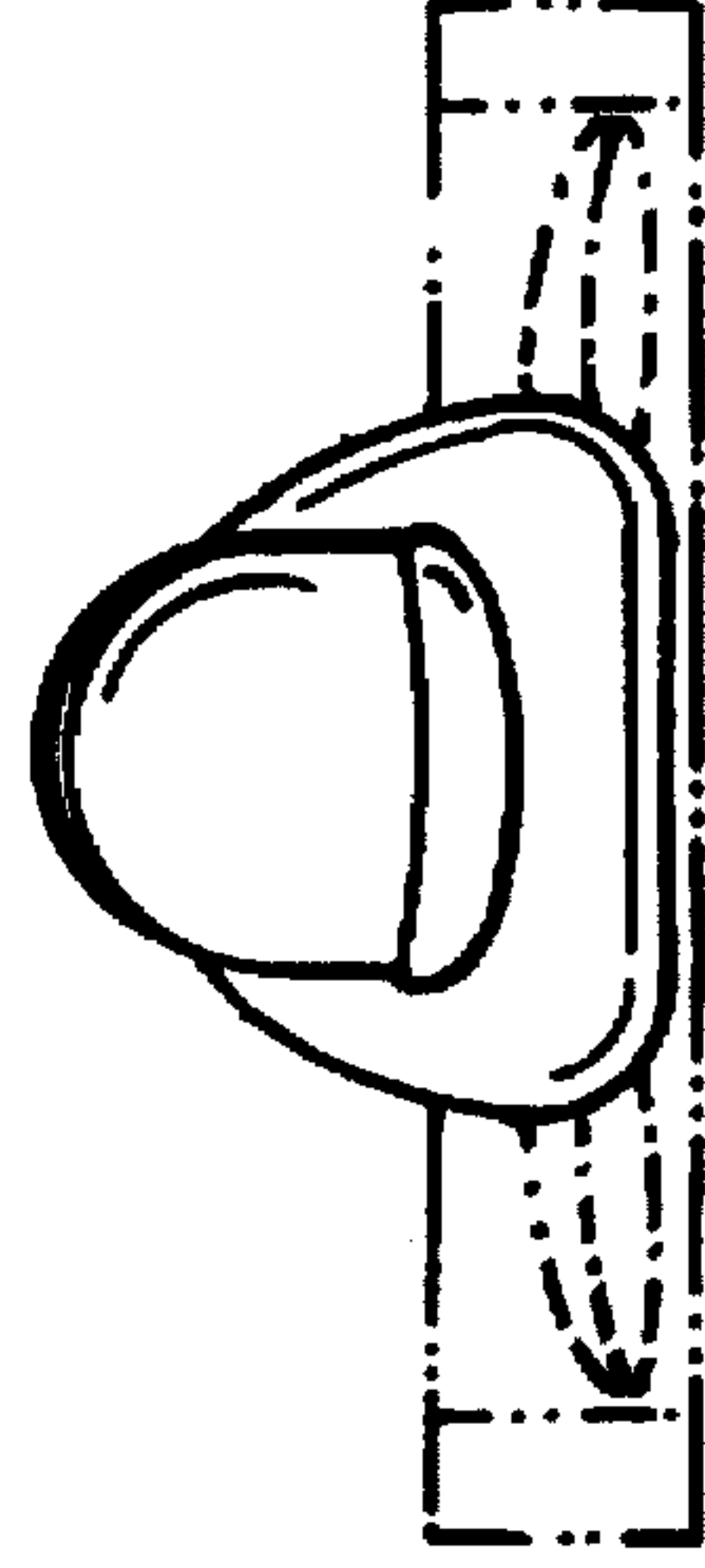


FIG. 6