

US00D392416S

United States Patent [19]

Wonderley

[11] Patent Number: **Des. 392,416**

[45] Date of Patent: ****Mar. 17, 1998**

[54] **RAZOR HANDLE**

[75] Inventor: **Jeffrey W. Wonderley**, Ft. Defiance, Va.

[73] Assignee: **American Safety Razor**, Verona, Va.

[**] Term: **14 Years**

[21] Appl. No.: **41,522**

[22] Filed: **Jul. 17, 1995**

[51] LOC (6) Cl. **28-03**

[52] U.S. Cl. **D28/48**

[58] Field of Search **D28/46, 48; 30/32, 30/47-51, 85, 86, 89, 90**

[56] **References Cited**

U.S. PATENT DOCUMENTS

D. 160,322	10/1950	Jones	D28/46
D. 229,876	1/1974	Glaberson	D28/46
D. 245,460	8/1977	Poisson	D28/46

D. 255,164	5/1980	Byrne	D28/48
D. 308,427	6/1990	Gyllerstrom	D28/46
D. 325,689	4/1992	Gray	D28/48
1,069,831	8/1913	Traylor	30/49 X
2,602,992	7/1952	Elliott	30/90 X
5,107,590	4/1992	Burout, III et al.	30/47 X

Primary Examiner—Ted Shooman
Attorney, Agent, or Firm—McDermott, Will & Emery

[57] **CLAIM**

The ornamental design for a razor handle, as shown and described.

DESCRIPTION

FIG. 1 is a bottom view of the razor handle;
FIG. 2 is a top plan view of the razor handle;
FIG. 3 is a side view of the razor handle the side opposite being a mirror image of the side shown;
FIG. 4 is a back view of the razor handle; and,
FIG. 5 is a front view of the razor handle.

1 Claim, 2 Drawing Sheets






FIG. 1




FIG. 2



FIG. 3

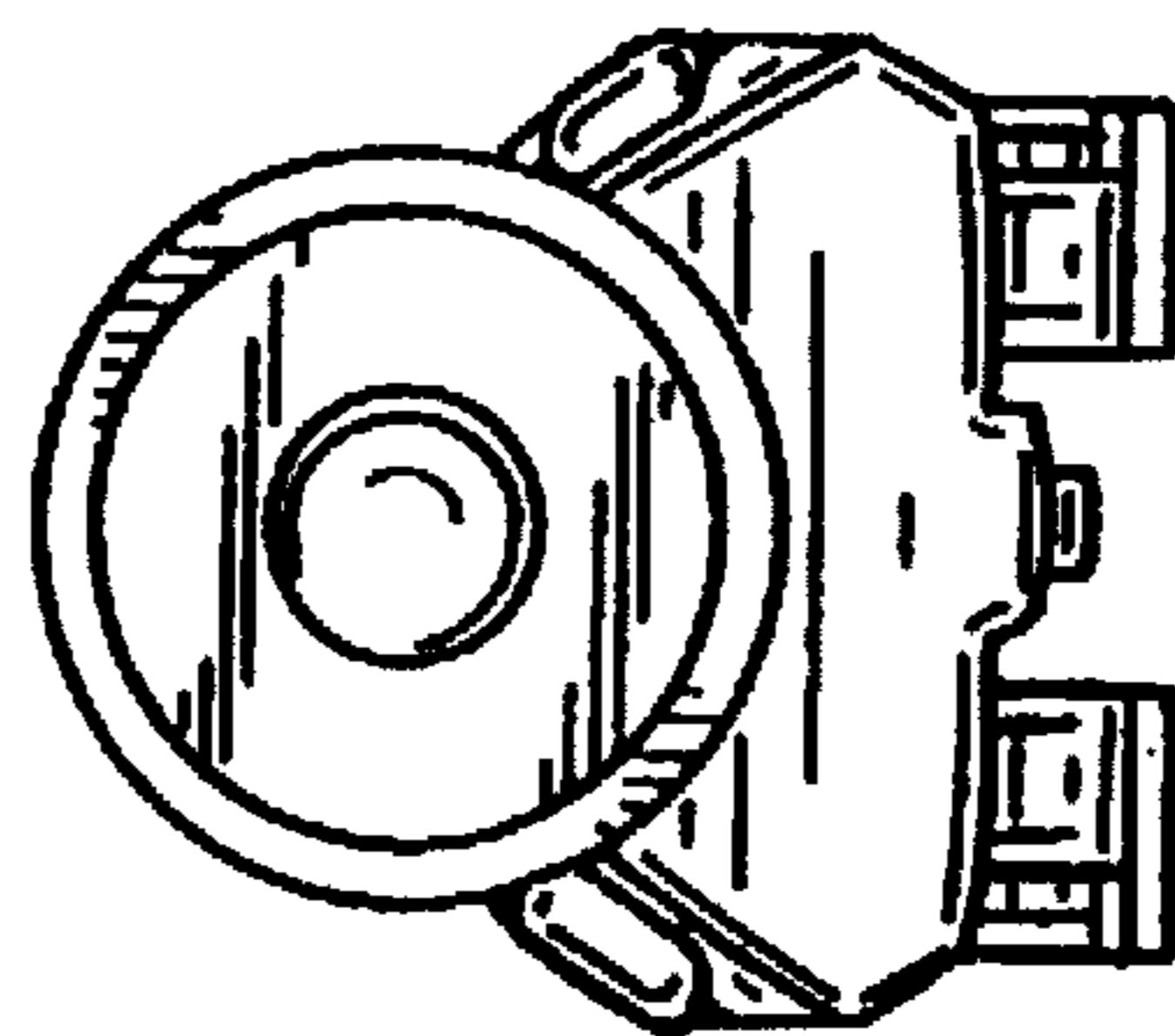


FIG. 4

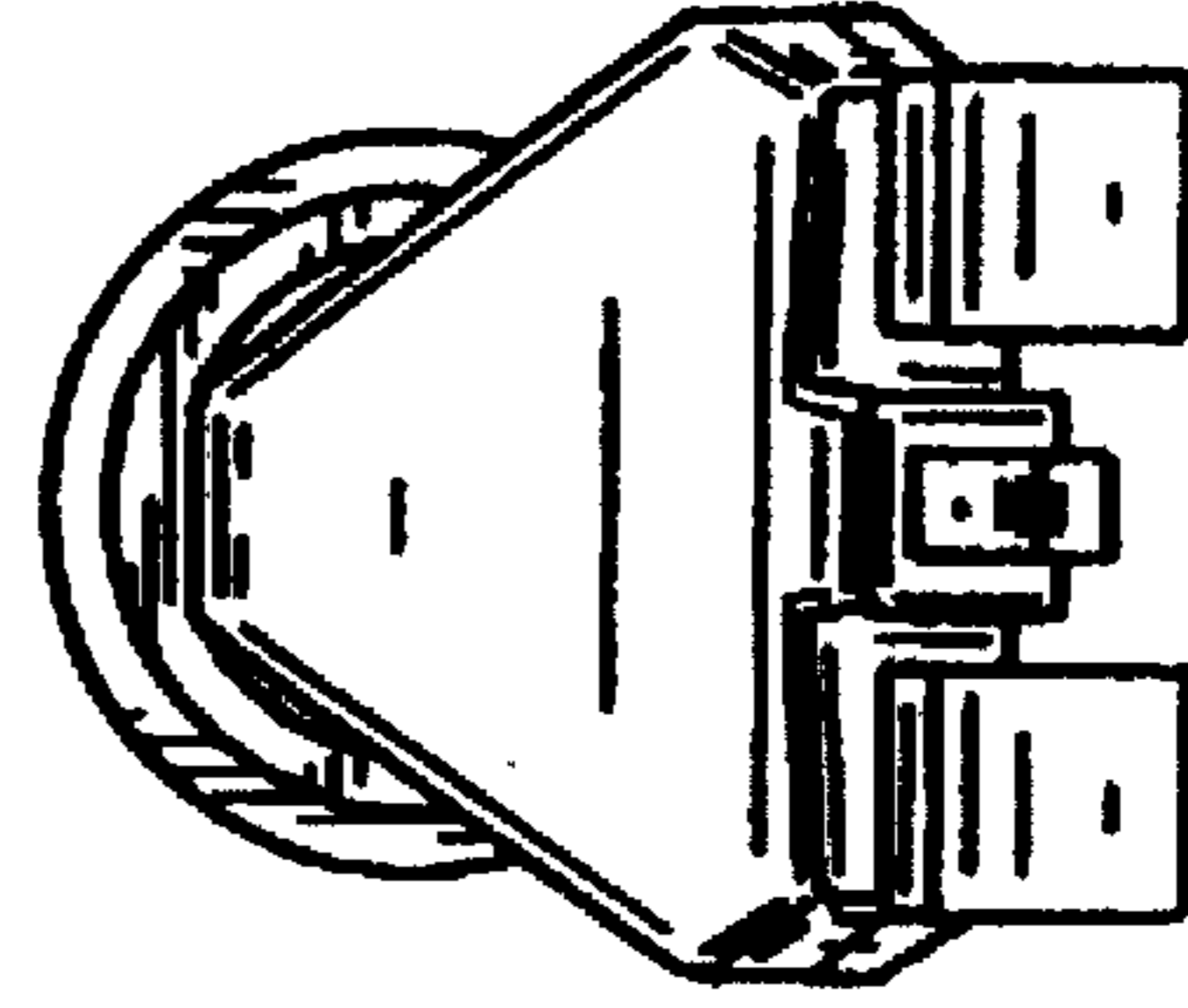


FIG. 5