



US00D392371S

United States Patent [19]
Holcombe

[11] **Patent Number:** **Des. 392,371**
[45] **Date of Patent:** ****Mar. 17, 1998**

[54] **COMBINATION DRAIN STOPPER AND FLOATING TOY**

[76] **Inventor:** **Debbie J. Holcombe**, 2509 Tanbark Ct., Las Vegas, Nev. 89108

[**] **Term:** **14 Years**

[21] **Appl. No.:** **46,362**

[22] **Filed:** **Nov. 13, 1995**

[51] **LOC (6) Cl.** **23-01**

[52] **U.S. Cl.** **D23/261**

[58] **Field of Search** D23/260, 261; D9/317, 436, 439, 441, 451; D21/157, 160; 215/228, 355; 220/212, 376; 4/283, 293, 295

[56] **References Cited**

U.S. PATENT DOCUMENTS

D. 76,547	10/1928	Mathews	D9/441
D. 138,781	9/1944	Rodolpha	D9/441
D. 153,708	5/1949	Leaf	D21/160
D. 210,391	3/1968	Gillibrand	D21/160
D. 220,195	3/1971	Steffens	D21/160
D. 248,134	6/1978	Shames	
D. 254,928	5/1980	Mathis	D23/261

D. 277,496	2/1985	Daugherty	D21/160
D. 292,875	11/1987	Ladson	D9/317
1,401,776	12/1921	Hatton	
2,329,242	9/1943	Best	4/295
3,490,083	1/1970	Firth	

FOREIGN PATENT DOCUMENTS

172326 2/1960 Sweden .

Primary Examiner—Ted Shooman

Assistant Examiner—C. Tuttle

Attorney, Agent, or Firm—Richard C. Litman

[57] **CLAIM**

The ornamental design for a combination drain stopper and floating toy, as shown and described.

DESCRIPTION

FIG. 1 is a front elevational view of a combination drain stopper and floating toy showing my new design;


FIG. 2 is a top view thereof;

FIG. 3 is a right side elevational view with the left side being a mirror image thereof; and

FIG. 4 is a rear elevational view thereof; and

FIG. 5 is a bottom view thereof.

1 Claim, 2 Drawing Sheets






FIG. 1

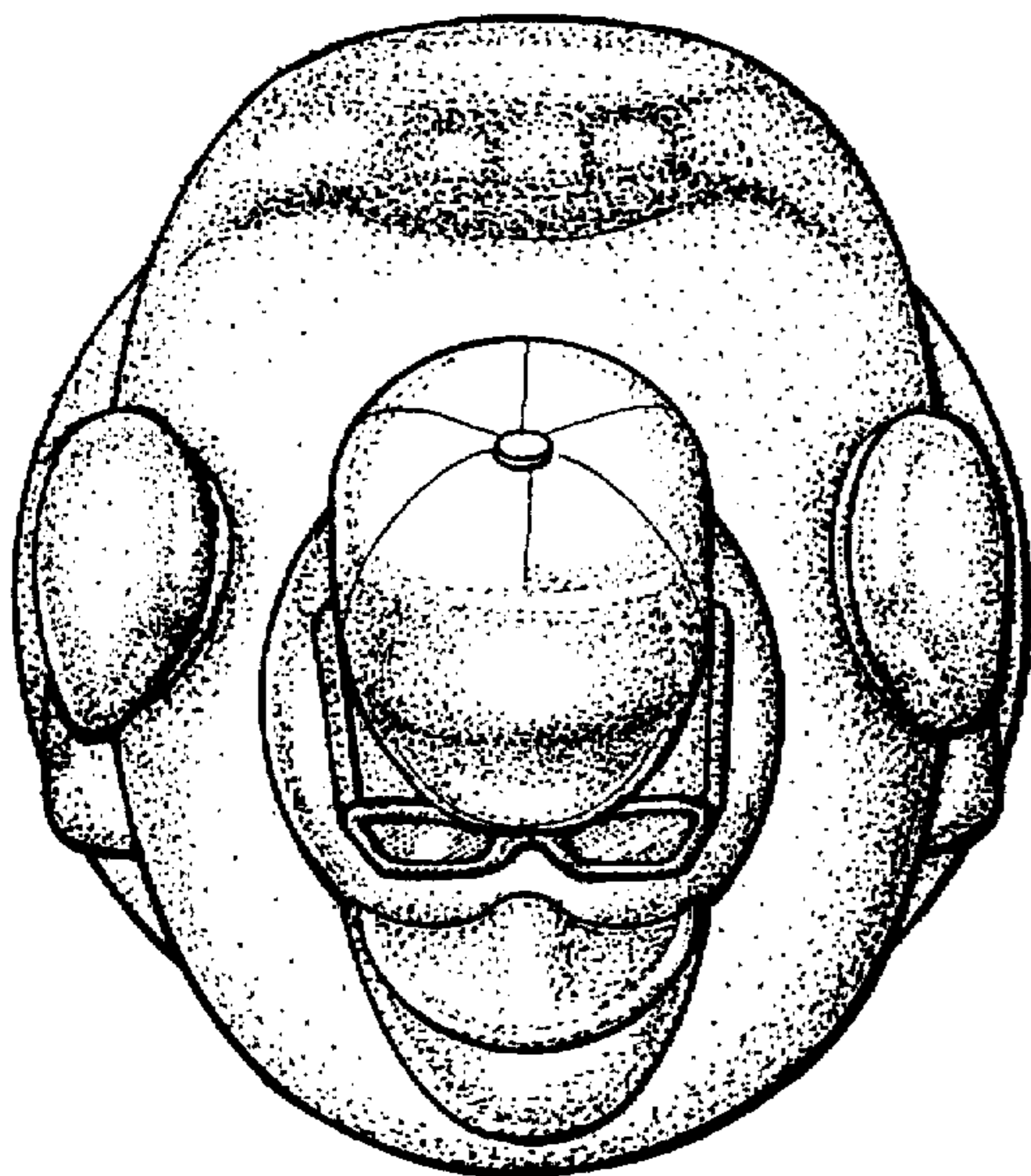


FIG. 2




FIG. 3

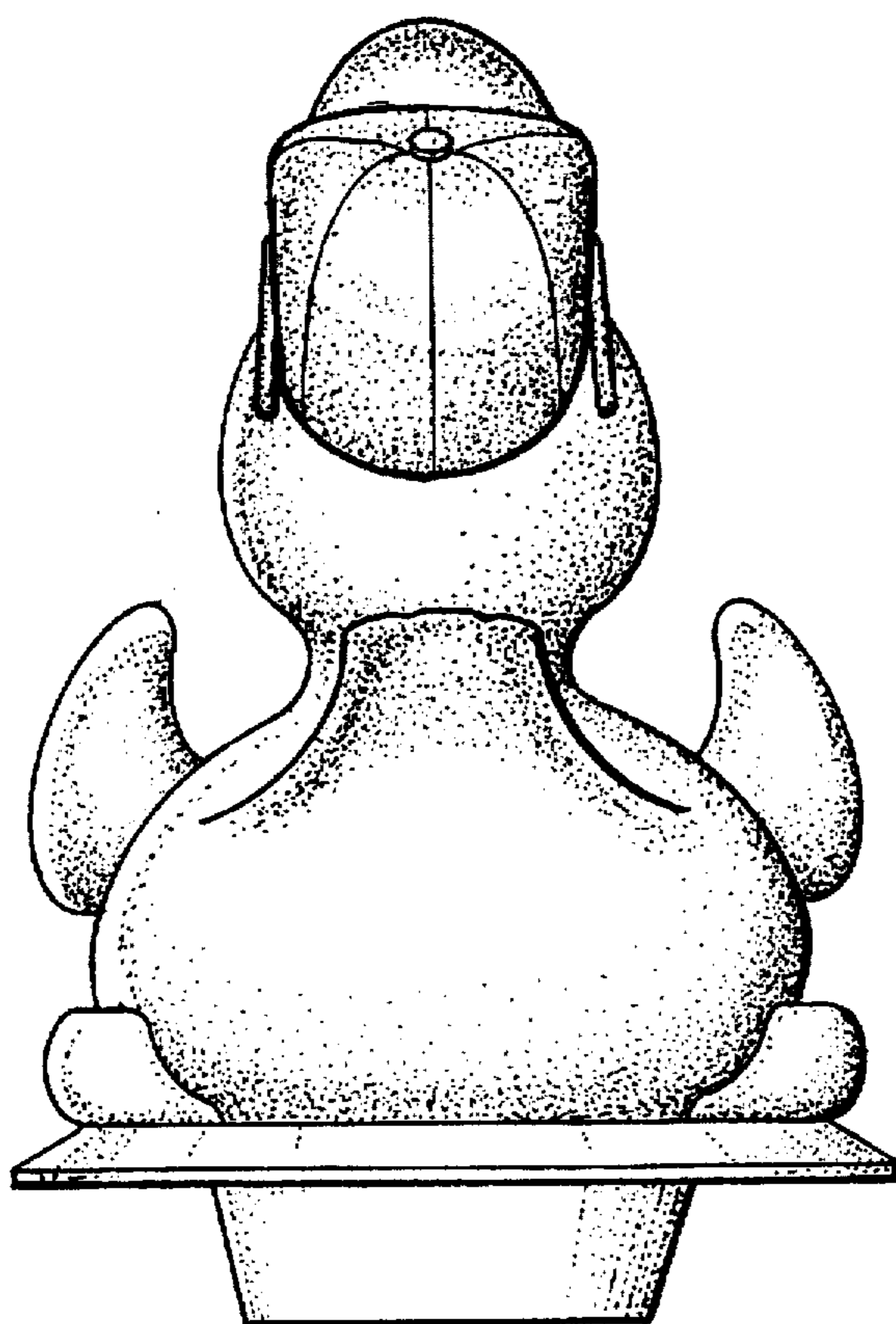


FIG. 4

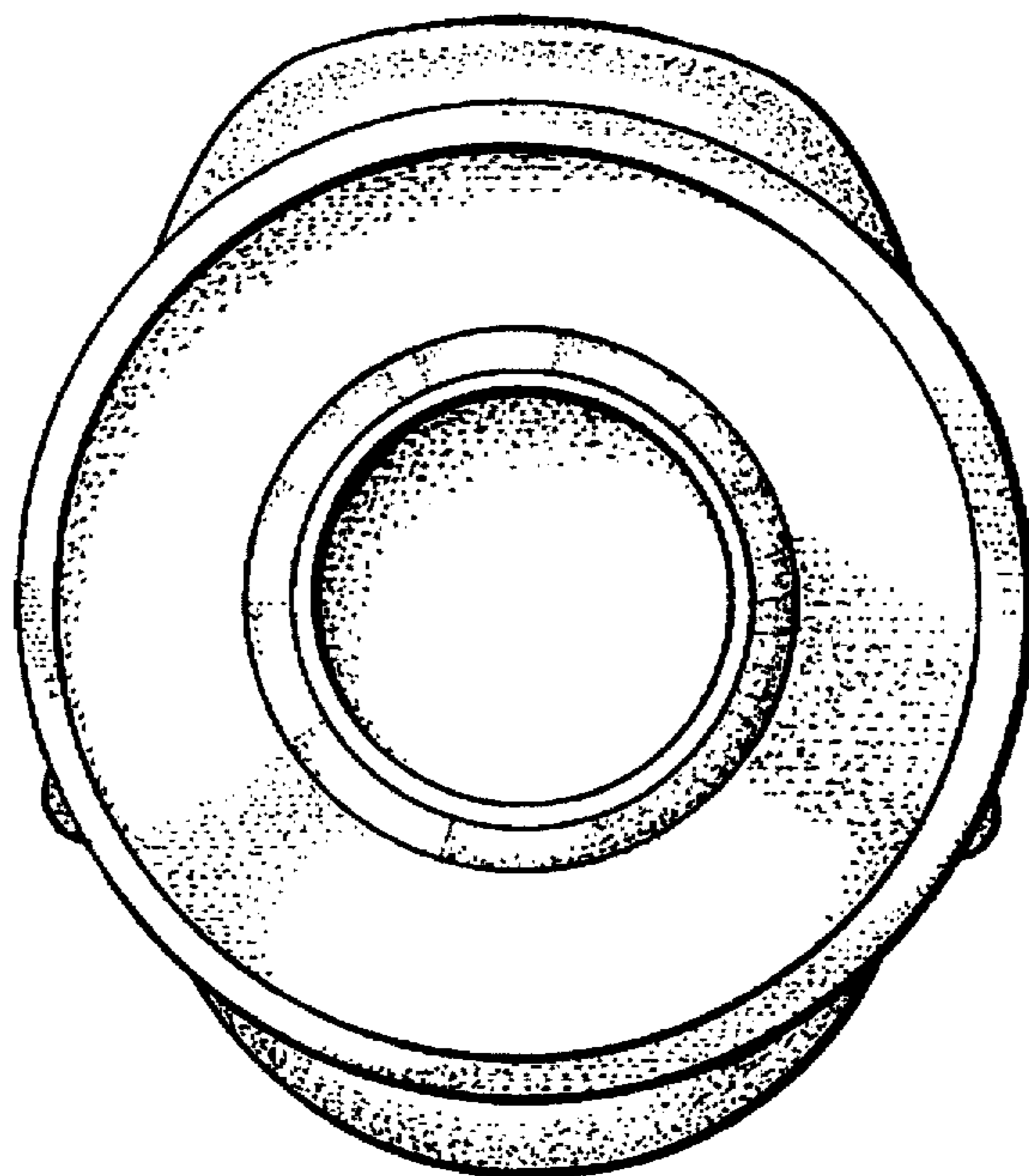


FIG. 5