



US00D392360S

**United States Patent** [19]  
**Iverson**

[11] **Patent Number: Des. 392,360**  
[45] **Date of Patent: \*\*Mar. 17, 1998**

[54] **IN-LINE SKATE**  
[75] **Inventor: Robert A. Iverson, Eden Prairie, Minn.**  
[73] **Assignee: First Team Sports, Inc., Anoka, Minn.**  
[\*\*] **Term: 14 Years**

5,183,292	2/1993	Ragin, III	280/11.22
5,193,827	3/1993	Olsen	280/11.22
5,253,884	10/1993	Landers	280/11.27
5,472,218	12/1995	Pratt	280/11.22
5,505,470	4/1996	Hoshizaki	280/11.22
5,588,658	12/1996	Perner et al.	280/11.27

[21] **Appl. No.: 55,837**  
[22] **Filed: Jun. 12, 1996**

*Primary Examiner*—Raphael Barkai  
*Attorney, Agent, or Firm*—Kinney & Lange, P.A.

[51] **LOC (6) Cl. .... 21-02**  
[52] **U.S. Cl. .... D21/226**  
[58] **Field of Search .... D21/224-230;**  
D2/904, 946; 280/11.2, 11.22, 11.23, 11.27,  
811; 36/115, 118.2, 118.1

[57] **CLAIM**

The ornamental design for an in-line skate, as shown and described.

**DESCRIPTION**

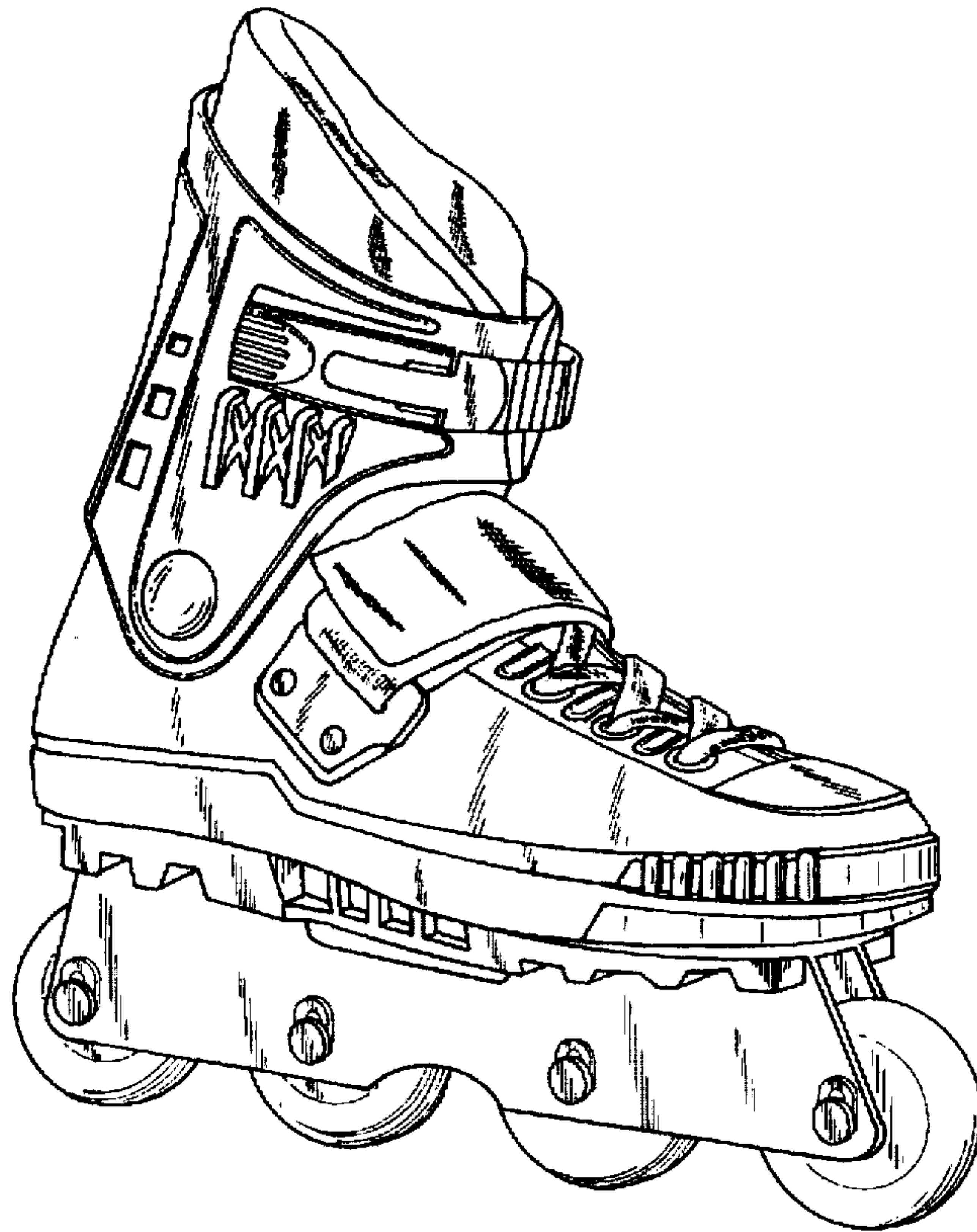
FIG. 1 is a perspective view of the present invention;  
FIG. 2 is a front elevational view thereof;  
FIG. 3 is a right side elevational view thereof;  
FIG. 4 is a left side elevational view thereof;  
FIG. 5 is a bottom plan view thereof;  
FIG. 6 is a rear elevational view thereof; and,  
FIG. 7 is a top plan view thereof.

[56] **References Cited**

**U.S. PATENT DOCUMENTS**

D. 346,192	4/1994	Miller et al.	D21/226
D. 355,523	2/1995	Losi, II	D2/904
D. 368,757	4/1996	Conte	D21/226
D. 378,116	2/1997	Chen	D21/226

**1 Claim, 7 Drawing Sheets**



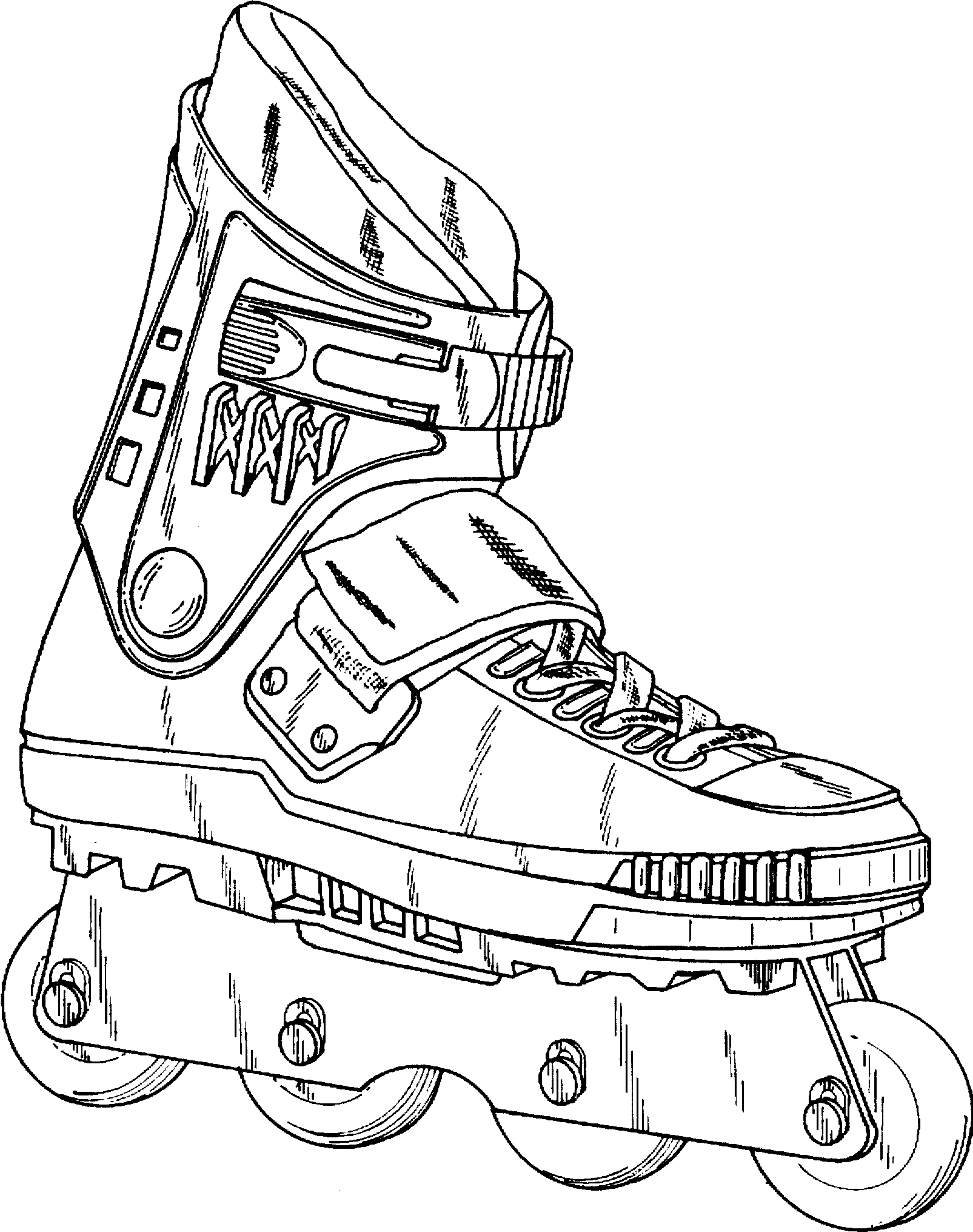
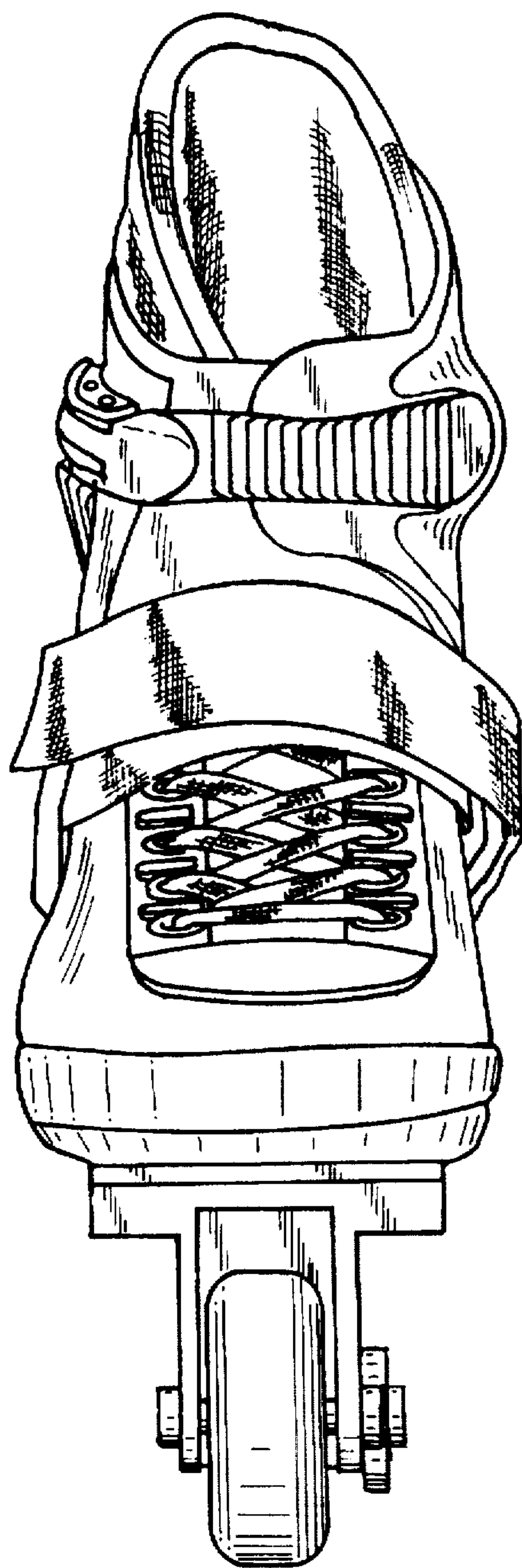



Fig. 1



*Fig. 2*





*Fig. 3*


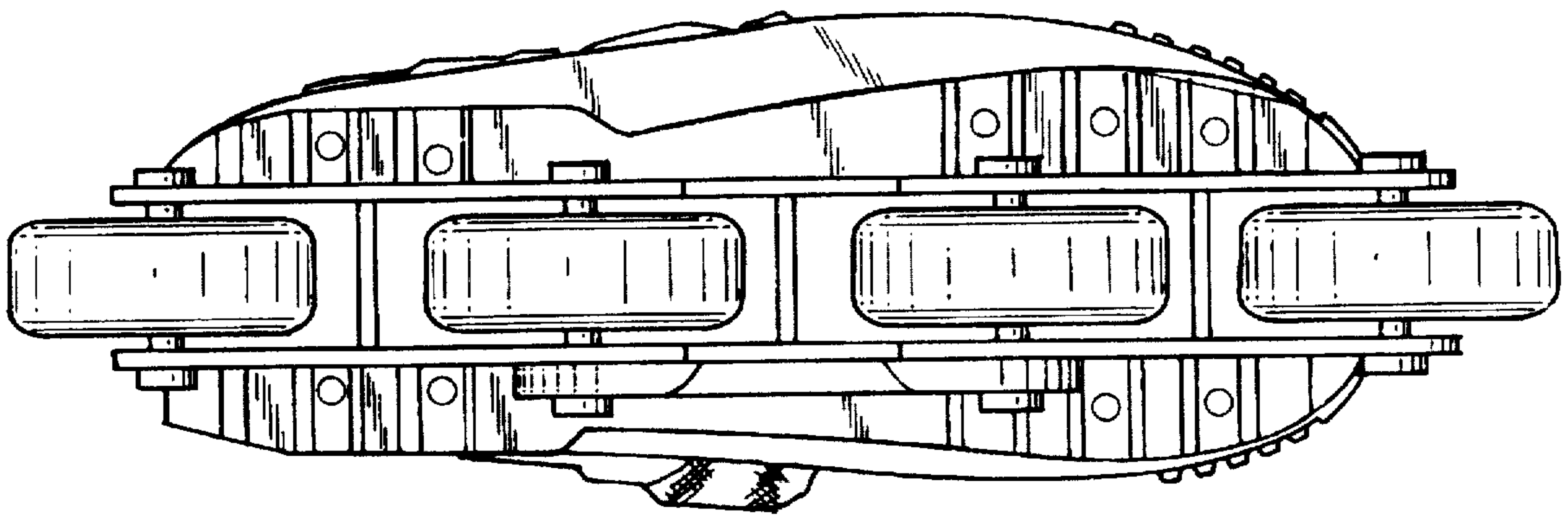




Fig. 4



*Fig. 5*



*Fig. 6*



*Fig. 7*