



US00D392317S

United States Patent [19]
Rüffer

[11] **Patent Number: Des. 392,317**
[45] **Date of Patent: **Mar. 17, 1998**

[54] **WRITING INSTRUMENT**

[75] **Inventor: Heinz Rüffer, Rastatt, Germany**

[73] **Assignee: Zeppelin Museum Friedrichshafen GmbH, Friedrichshafen, Germany**

[**] **Term: 14 Years**

[21] **Appl. No.: 66,117**

[22] **Filed: Feb. 5, 1997**

[30] **Foreign Application Priority Data**

Aug. 5, 1996 [DE] Germany M 96 06 696.2

[51] **LOC (6) Cl. 19-06**

[52] **U.S. Cl. D19/51; D19/47; D19/43; D19/56; D19/57**

[58] **Field of Search D19/35, 36, 41-50, D19/51, 53-58, 81-85; 401/99, 100, 104, 115, 116, 209, 221, 222, 243-247**

[56] **References Cited**

U.S. PATENT DOCUMENTS

- D. 269,530 6/1983 Luntz D19/47
- D. 327,621 7/1992 Heller D19/51 X
- D. 328,611 8/1992 Longarzo D19/49
- D. 329,461 9/1992 Katami D19/51
- D. 359,982 7/1995 Rosenbaum D19/49

- D. 362,682 9/1995 Pitteloud D19/48
- D. 367,076 2/1996 Boix Gacia D19/56 X
- 2,777,447 1/1957 Gossler 401/195 X

Primary Examiner—Martie Thompson
Attorney, Agent, or Firm—Robert W. Becker & Associates


[57] **CLAIM**

The ornamental design for a writing instrument, as shown and described.s

DESCRIPTION

FIG. 1 is a front elevational view of a writing instrument in the form of a fountain pen showing my new design;
 FIG. 2 is a rear elevational view;
 FIG. 3 is a left side elevational view;
 FIG. 4 is a right side elevational view;
 FIG. 5 is a left side elevational view in an exploded condition;
 FIG. 6 is a bottom plan view;
 FIG. 7 is a top plan view;
 FIG. 8 is a front elevational view of a second embodiment of my design of FIG. 1 in the form of a pen or pencil;
 FIG. 9 is a rear elevational view of FIG. 8;
 FIG. 10 is a left side elevational view of FIG. 8;
 FIG. 11 is a right side elevational view of FIG. 8;
 FIG. 12 is a bottom plan view of FIG. 8; and,
 FIG. 13 is a top plan view of FIG. 8.

1 Claim, 7 Drawing Sheets






Fig. 1




Fig. 2




Fig. 3




Fig. 4

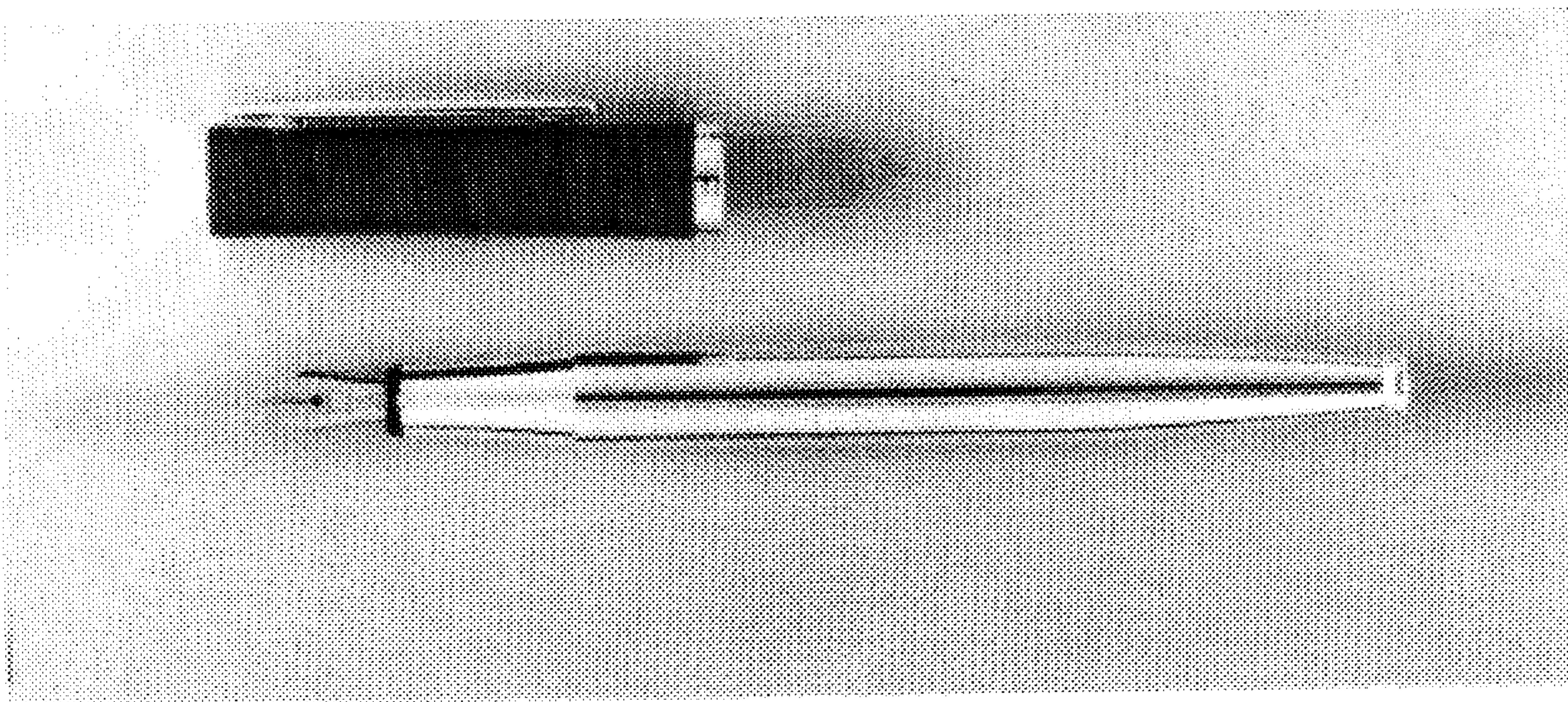


Fig. 5




Fig. 6




Fig. 7




Fig. 8




Fig. 9




Fig. 10




Fig. 11




Fig. 12

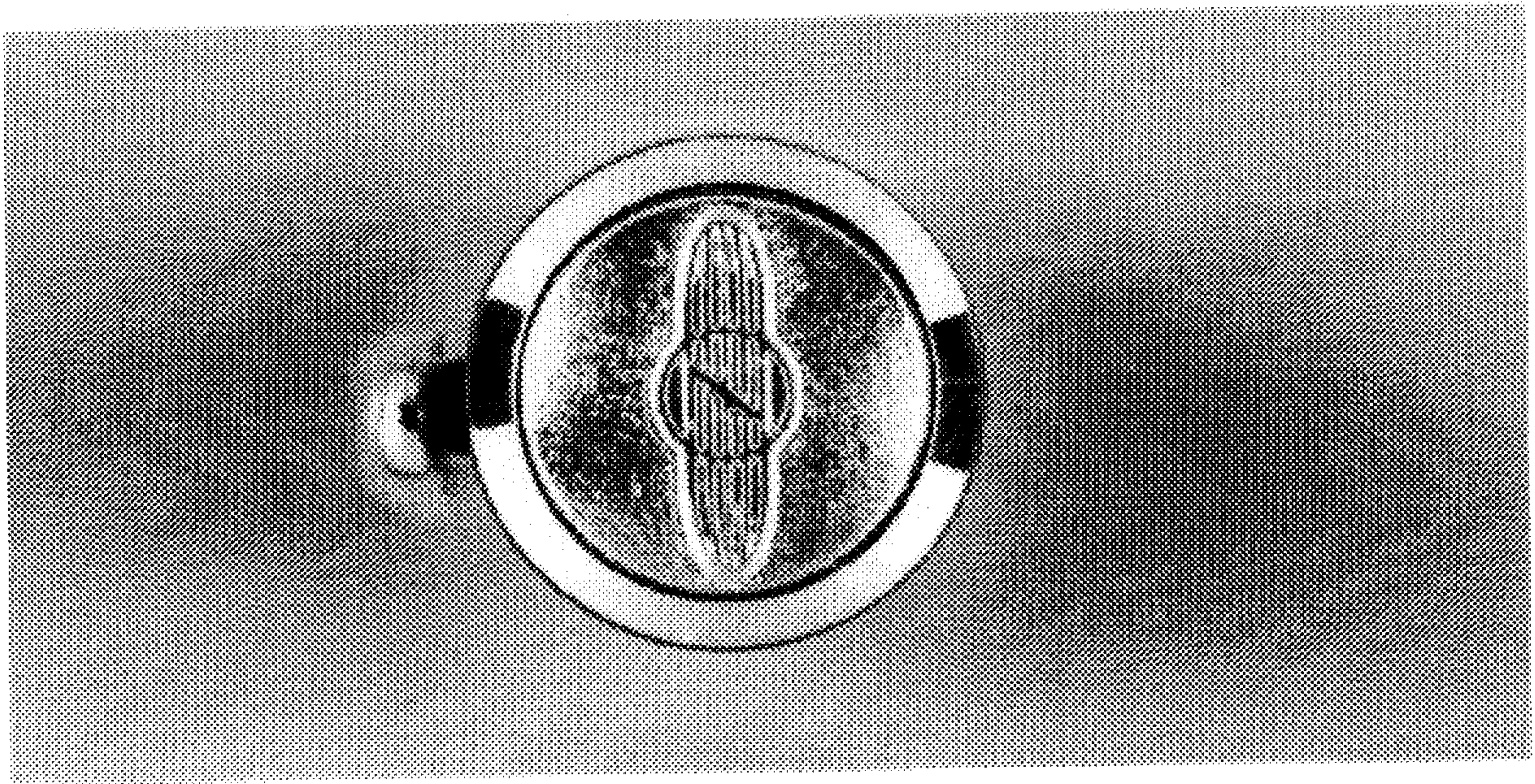


Fig. 13