



US00D392314S

United States Patent [19]

Wilkerson

[11] Patent Number: **Des. 392,314**

[45] Date of Patent: ****Mar. 17, 1998**

[54] HIGHLIGHTER WITH PAGE TABS

[76] Inventor: **Lawrence W. Wilkerson**, 345 Florence St., Sharon, Pa. 16146

[**] Term: **14 Years**

[21] Appl. No.: **70,665**

[22] Filed: **May 13, 1997**

[51] LOC (6) Cl. **19-06**

[52] U.S. Cl. **D19/35; D19/49; D19/50; D19/43**

[58] Field of Search **D19/35, 36, 41-51, D19/53-58, 81-85, 99, 100, 65; 401/52, 195, 196, 202**

[56] References Cited

U.S. PATENT DOCUMENTS

D. 308,075	5/1990	Yazaki	D19/43
D. 322,811	12/1991	Isem	D19/36
D. 330,912	11/1992	Otake	D19/66
D. 331,943	12/1992	Mark	D19/99
D. 344,287	2/1994	Johnson	D19/36
D. 346,619	5/1994	Ho	D19/36
568,473	9/1896	Brewer	401/52 X
1,759,596	5/1930	Steudte	401/195 X

Primary Examiner—Martie Thompson

[57] CLAIM

The ornamental design for a highlighter with page tabs, as shown and described.

DESCRIPTION

FIG. 1 is a front elevational view of the highlighter with page tabs of the present invention;

FIG. 2 is a rear elevational view of the highlighter with page tabs of FIG. 1;

FIG. 3 is a left side elevational view of the highlighter with page tabs of FIG. 1;


FIG. 4 is a right side elevational view of the highlighter with page tabs of FIG. 1;

FIG. 5 is a top plan view of the highlighter with page tabs of FIG. 1;

FIG. 6 is a bottom plan view of the highlighter with page tabs of FIG. 1; and,

FIG. 7 is a perspective view of the highlighter with page tabs in an exploded condition, the page tab depicted by means of broken lines being for illustrative purposes only and forming no part of the claimed design.

1 Claim, 3 Drawing Sheets



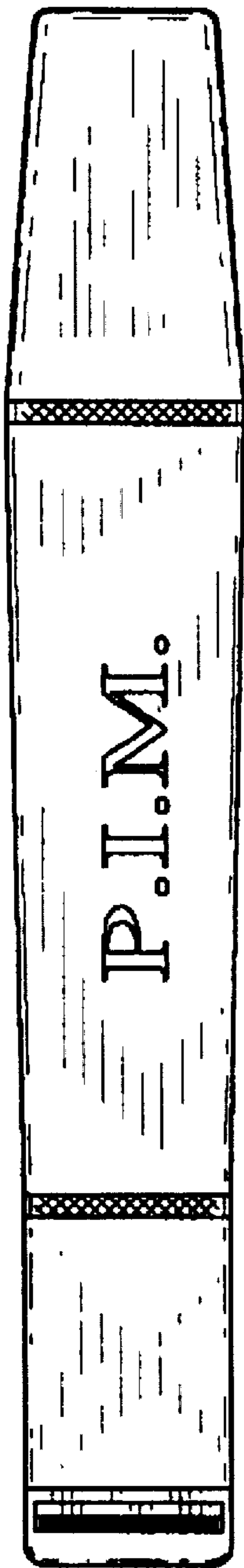


Fig. 1



Fig. 2

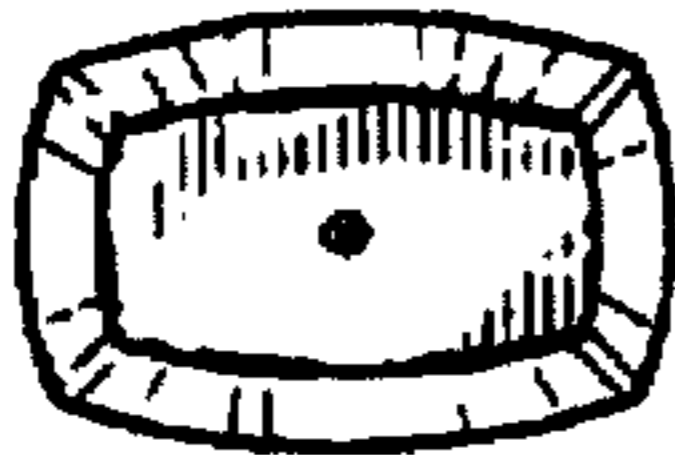


Fig. 5




Fig. 6



Fig. 3



Fig. 4

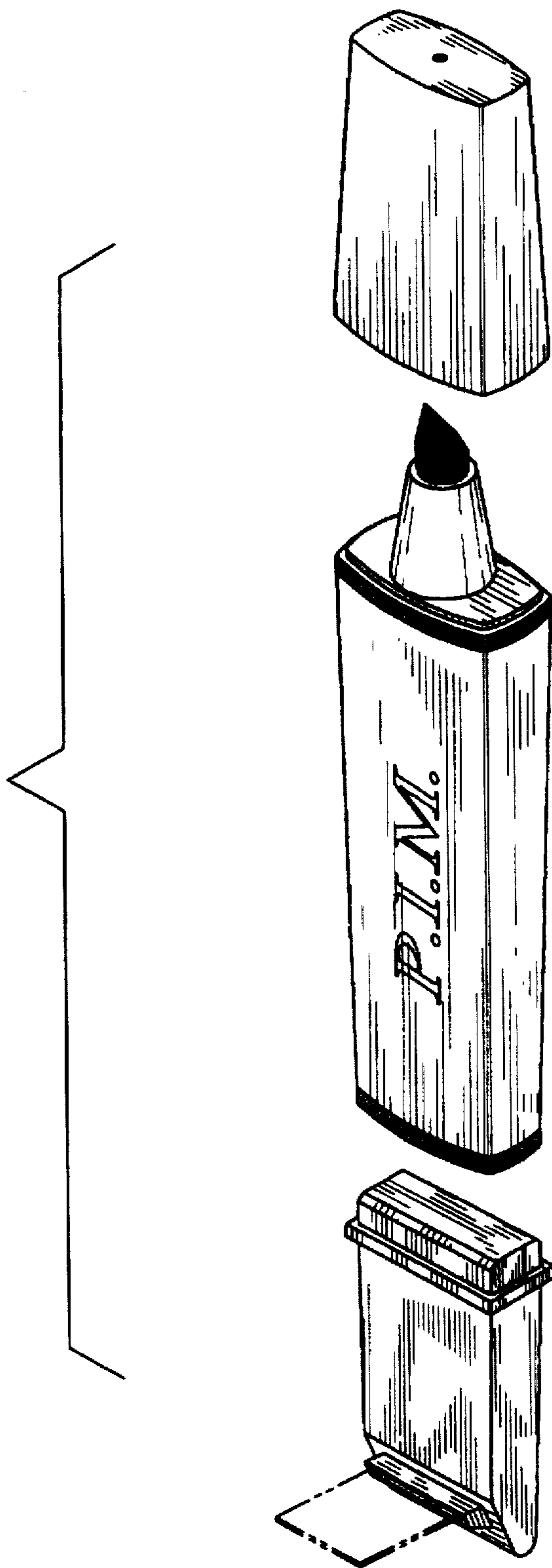


Fig. 7