



US00D392279S

United States Patent [19]
Lin

[11] **Patent Number:** **Des. 392,279**
[45] **Date of Patent:** ****Mar. 17, 1998**

[54] **COMPUTER CABINET FRONT PANEL**

D. 370,900 6/1996 Reiter D14/115
D. 371,351 7/1996 Lai D14/115

[76] **Inventor:** **Hermann Lin**, 6095-D Northbelt Dr.,
Norcross, Ga. 30071

Primary Examiner—Freda Nunn
Attorney, Agent, or Firm—Hinkle & Associates, P.C.

[**] **Term:** **14 Years**

[57] **CLAIM**

[21] **Appl. No.:** **67,632**

The ornamental design for a computer cabinet front panel, as shown and described.

[22] **Filed:** **Mar. 10, 1997**

DESCRIPTION

[51] **LOC (6) Cl.** **14-02**

[52] **U.S. Cl.** **D14/115**

[58] **Field of Search** D14/100, 102,
D14/107-109; D13/162, 184, 199; D6/432,
436, 445, 448; 312/208.1, 254; 360/99.01,
99.12; 361/690-696

FIG. 1 is a perspective view of a computer cabinet front panel showing my design mounted on a computer cabinet; FIG. 2 is a front elevation view thereof; FIG. 3 is a side elevation view thereof the opposite side being a mirror image; FIG. 4 is a top view thereof; and, FIG. 5 is a bottom view thereof.

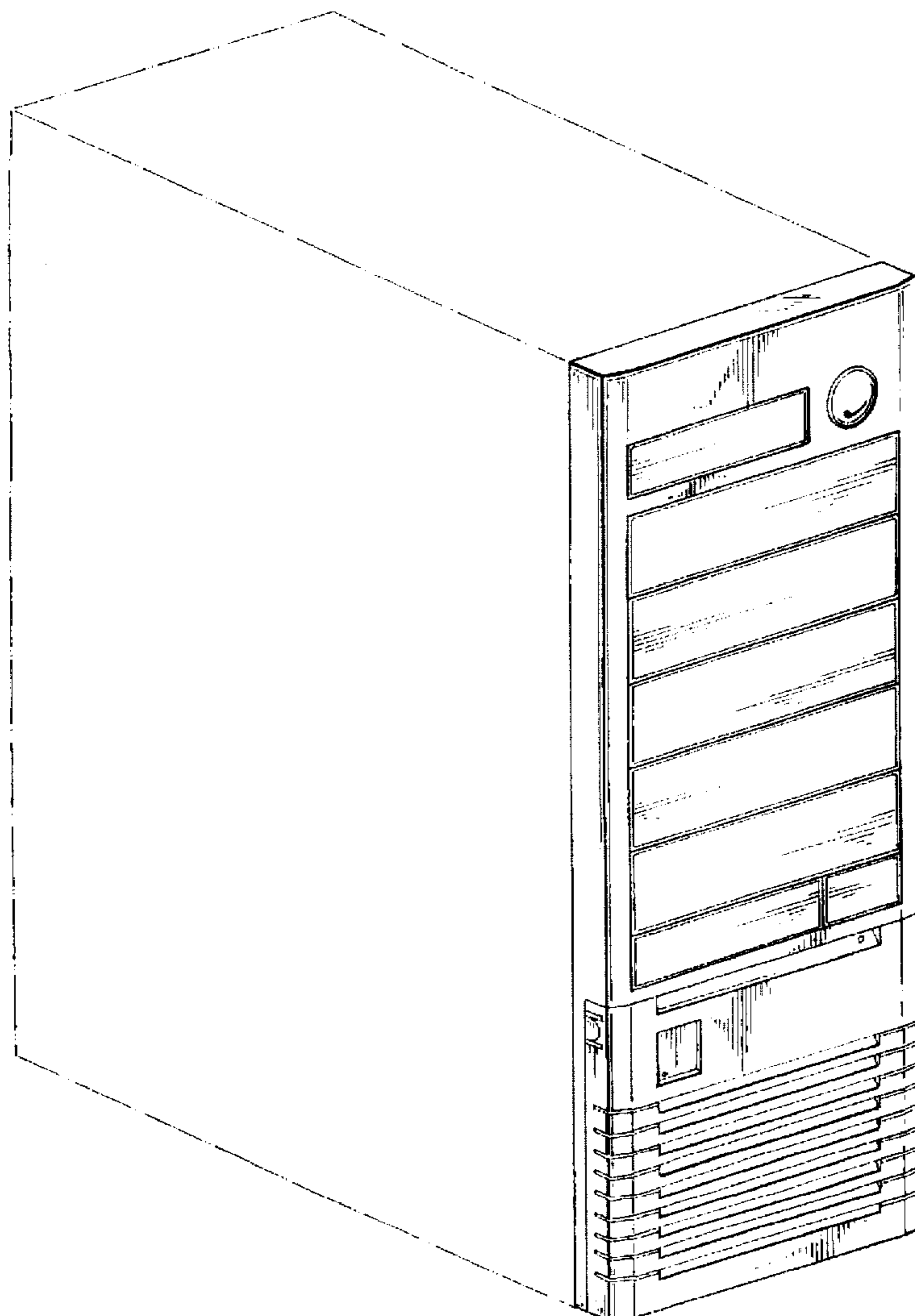
[56] **References Cited**

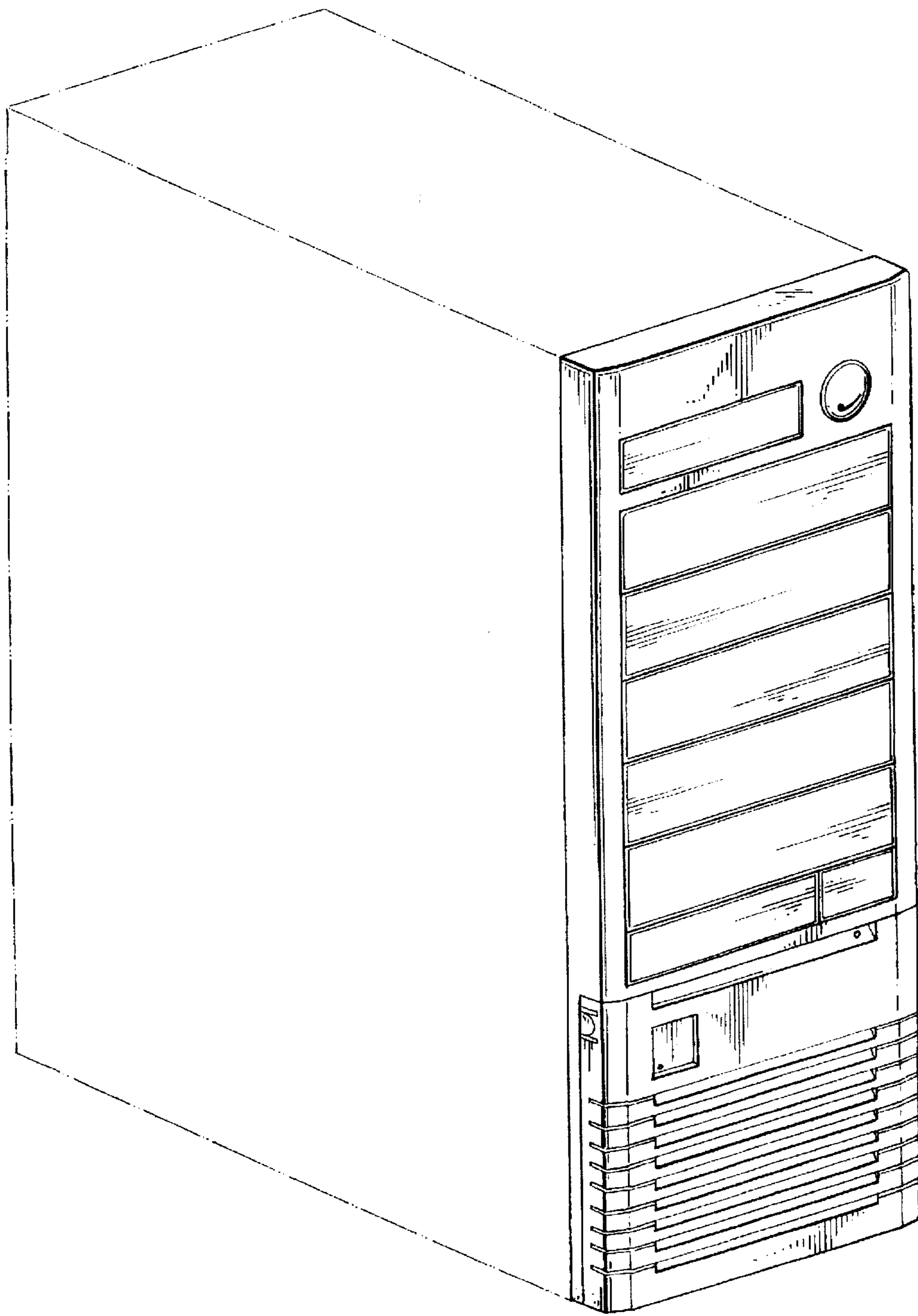
The broken line showing of a computer cabinet is for illustrative environmental purposes only and form no part of the claimed design.

U.S. PATENT DOCUMENTS

D. 350,739 9/1994 Chu D14/115
D. 363,478 10/1995 Tinsley, Jr. et al. D14/115

1 Claim, 3 Drawing Sheets





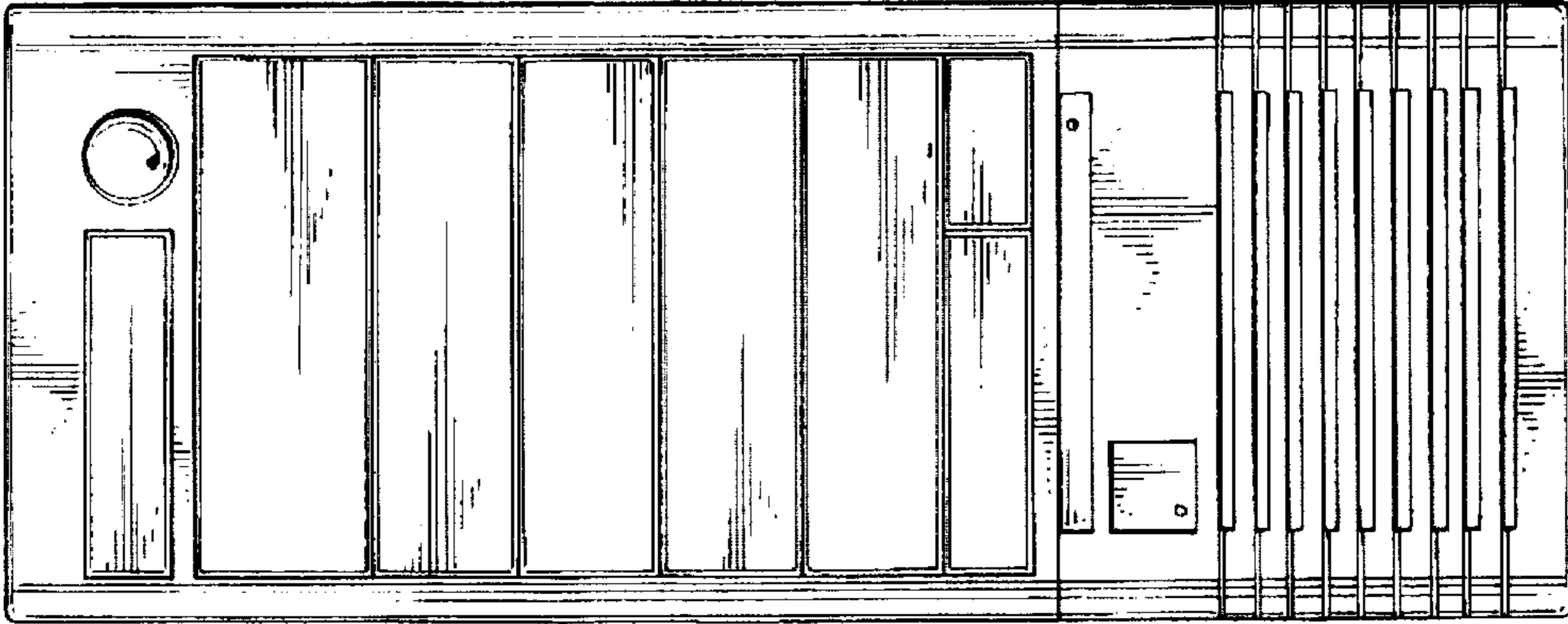


Fig. 2




Fig. 3




Fig. 4

Fig. 5

