



US00D392269S

# United States Patent [19]

Mason et al.

[11] Patent Number: **Des. 392,269**

[45] Date of Patent: **\*\*Mar. 17, 1998**

## [54] ICON FOR A DISPLAY SCREEN

[75] Inventors: **Philip Mason**, Nashua, N.H.; **John S. Robotham**, Belmont; **Philip R. Moorby**, Boxford, both of Mass.

[73] Assignee: **Avid Technology, Inc.**, Tewksbury, Mass.

[\*\*] Term: **14 Years**

[21] Appl. No.: **37,192**

[22] Filed: **Apr. 6, 1995**

[51] LOC (6) Cl. .... **14-02**

[52] U.S. Cl. .... **D14/114.3**

[58] Field of Search ..... D10/11; D19/6;  
D14/114-114.9; D18/24, 27; 395/155, 157,  
159

## [56] References Cited

### U.S. PATENT DOCUMENTS

D. 295,633	5/1988	Wells-Papanek et al. ....	D18/27
D. 295,763	5/1988	Wells-Papanek et al. ....	D18/27
D. 296,339	6/1988	Wells-Papanek et al. ....	D18/27

### OTHER PUBLICATIONS

Symbols/icons from Xerox 8010 professional workstation manual, converter icons, p. 6, May 1981.

Reunion for Windows 3.0 User's guide, Leister Productions, notes icon and icons on right side of page, p. 50, 1993.

Mastering Wordperfect 5.1 for Windows, Cybex, scroll bar, p. 33, scroll bar, p. 1058, 1992.

Microsoft Publisher User's Guide, Microsoft Corp., connect and page indicator buttons, p. 275, 1991.

Family Tree Maker for Windows, Banner Blue, Inc., border color and background color options, p. 310, 1993.

Calendar Plus 2.0 for Windows User's Guide, Softkey, next time period and previous time period buttons, p. 116, 1993.

Symbol Sourcebook, Van Nostrand Reinhold Co., floor outlet symbols, p. 49, abdomen symbol, p. 188, town meeting symbol, p. 170, 1972.

Symbol Sourcebook, Van Nostrand Reinhold Co., beware and grade crossing symbols, p. 146, amplifier symbols, p. 71, autosomal inheritance symbol, p. 55, vista symbol, p. 52, 1972.

Primary Examiner—M. H. Tung

Attorney, Agent, or Firm—Wolf, Greenfield & Sacks, P.C.

## [57] CLAIM

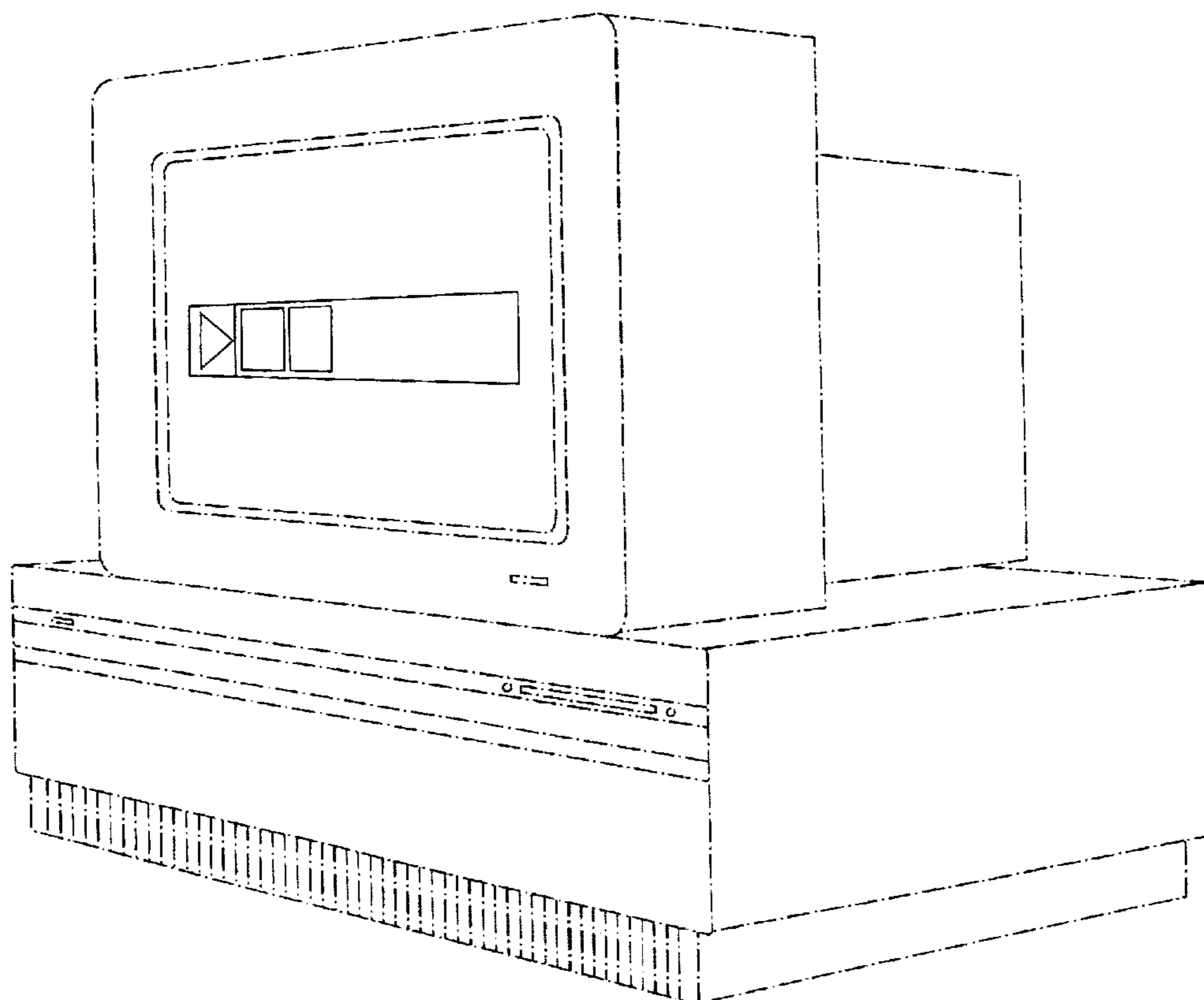
The ornamental design for an icon for a display screen, as shown and described.

## DESCRIPTION

FIG. 1 is a perspective view of an icon for a display screen; FIG. 2 is a front elevational view thereof; and, FIG. 3 is a front elevational view thereof, on an enlarged scale.

The broken line drawings of computer display screens in FIGS. 1-3 are for illustrative purposes only and form no part of the claimed design.

**1 Claim, 3 Drawing Sheets**



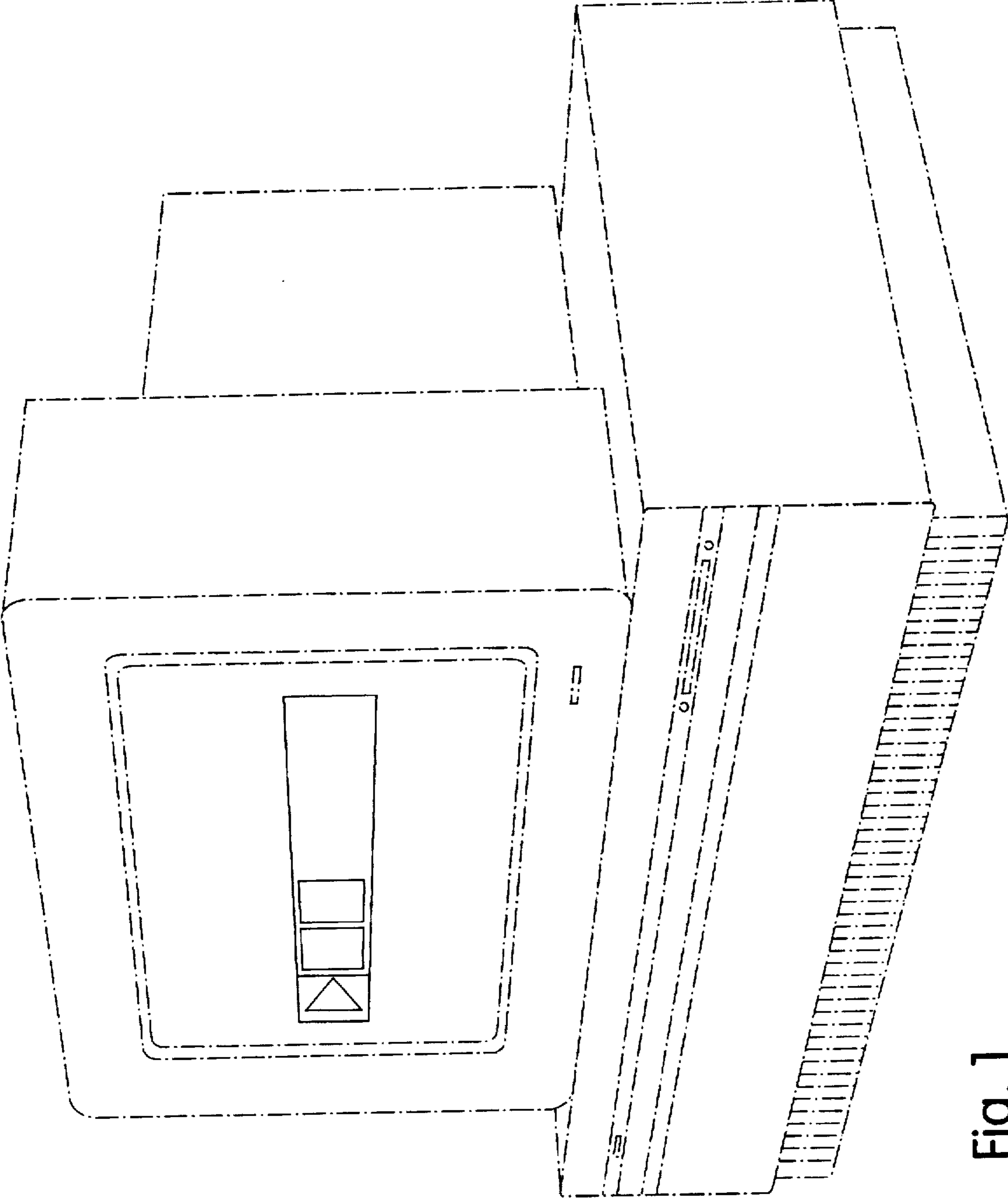


Fig. 1

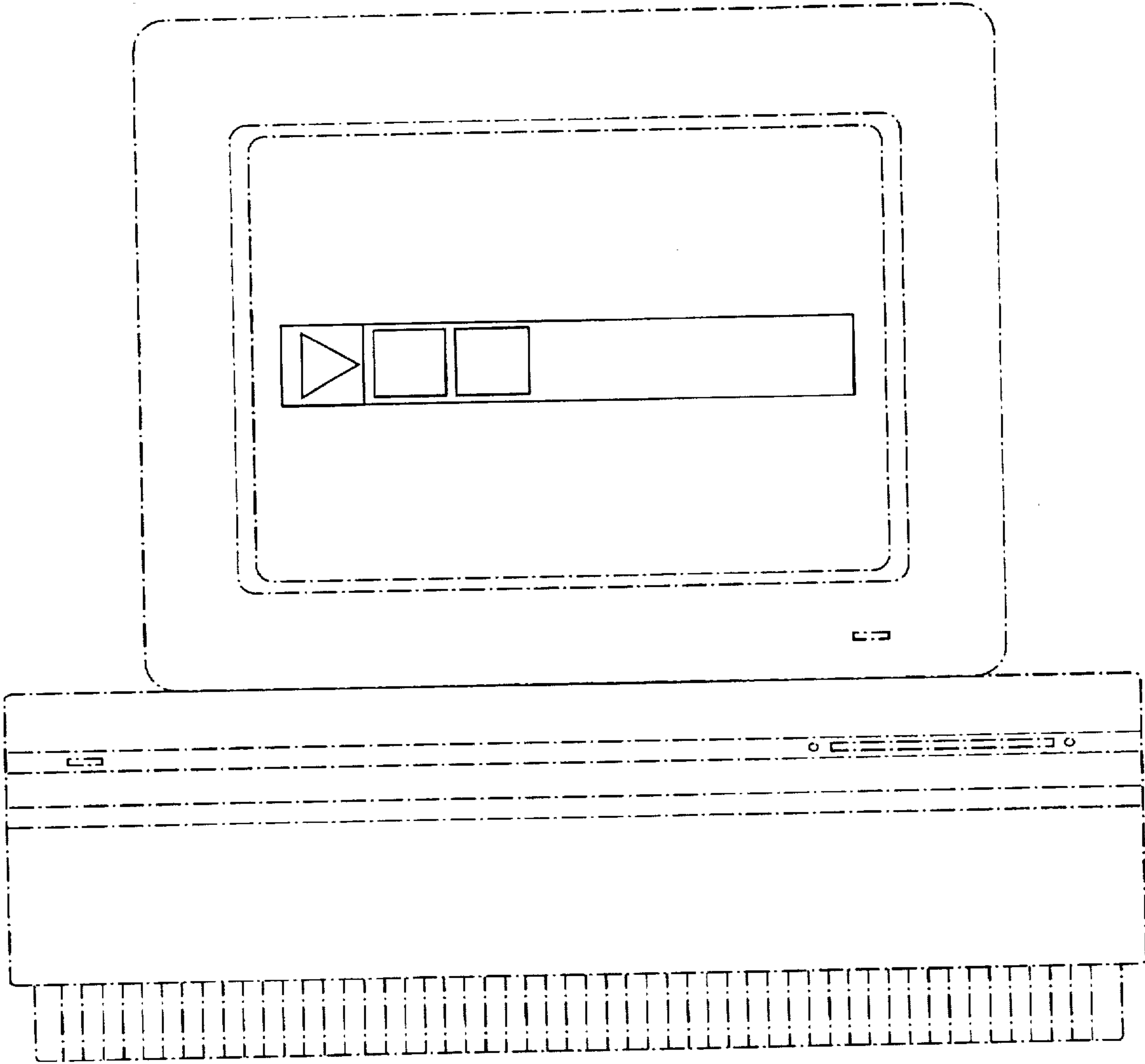


Fig. 2

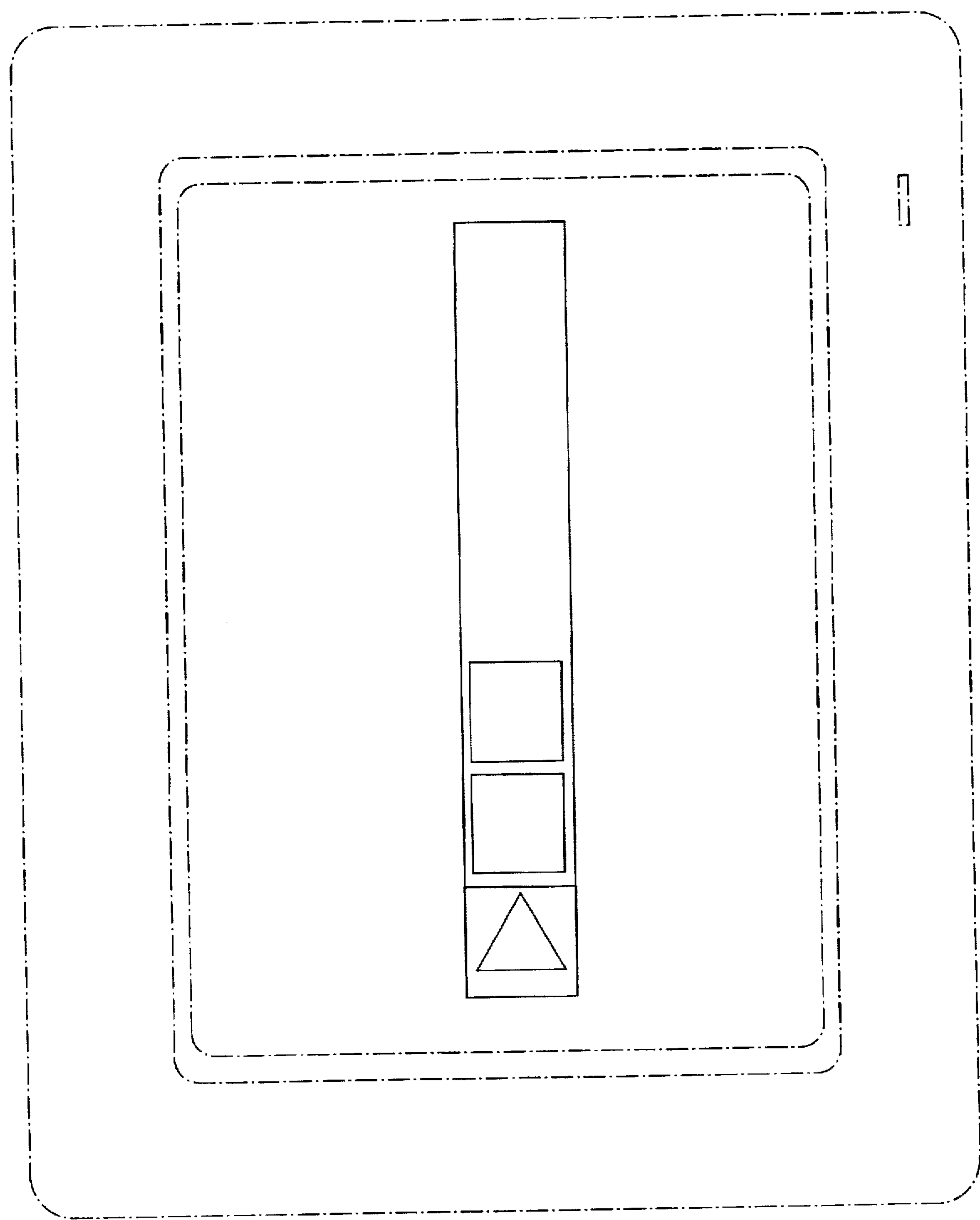


Fig. 3