



US00D392265S

United States Patent [19]
Coleman

[11] **Patent Number:** **Des. 392,265**
[45] **Date of Patent:** ****Mar. 17, 1998**

- [54] **UTILITY WINDOW FOR A COMPUTER DISPLAY SCREEN**
- [76] **Inventor:** **Patricia J. Coleman, P.O. Box 370238, Montara, Calif. 94037-0238**
- [**] **Term:** **14 Years**
- [21] **Appl. No.:** **38,450**
- [22] **Filed:** **May 5, 1995**
- [51] **LOC (6) Cl.** **14-02**
- [52] **U.S. Cl.** **D14/114.2**
- [58] **Field of Search** **D14/114, 114.1-114.9; D18/24, 27; D10/11; D19/6; 395/155, 157, 159**

OTHER PUBLICATIONS

MacDraw II User's Manual, Claris, screen, p. 4, 1988.
 Microsoft Windows User's Guide, Version 2.0, Microsoft Corp., clipboard window, p. 132, 1987.
 Microsoft Windows 3.1 User's Guide, Microsoft, small windows, p. 20, print manager window, p. 215, 1992.
 The Macintosh Bible, Second Edition, Goldstein & Blair, screen, p. 32, 1988.
 Hypercard User's Guide, Apple Software, short and full menus, p. 66, 1988.
 Mastering WordPerfect 5.1 for Windows, Cybex, create comment dialog box, p. 83, 1992.

Primary Examiner—M. H. Tung
Attorney, Agent, or Firm—Helene Plotka Workman

[56] **References Cited**

U.S. PATENT DOCUMENTS

D. 296,114	6/1988	Wells-Papanek et al.	D18/27
D. 296,339	6/1988	Wells-Papanek et al.	D18/27
D. 297,243	8/1988	Wells-Papanek et al.	D18/27
5,065,347	11/1991	Pajak et al.	395/159
5,140,677	8/1992	Fleming et al.	395/159
5,214,756	5/1993	Franklin et al.	395/159
5,241,624	8/1993	Torres	395/155 X
5,307,086	4/1994	Griffin et al.	395/155 X
5,388,202	2/1995	Squires et al.	395/157


[57] **CLAIM**

The ornamental design for a utility window for a computer display screen, as shown and described.

DESCRIPTION

FIG. 1 is a front view of a utility window for a computer display screen;
 FIG. 2 is a front view of a second embodiment thereof;
 FIG. 3 is a front view of a third embodiment thereof; and,
 FIG. 4 is a front view of a fourth embodiment thereof.

1 Claim, 4 Drawing Sheets






FIG. 1




FIG. 2

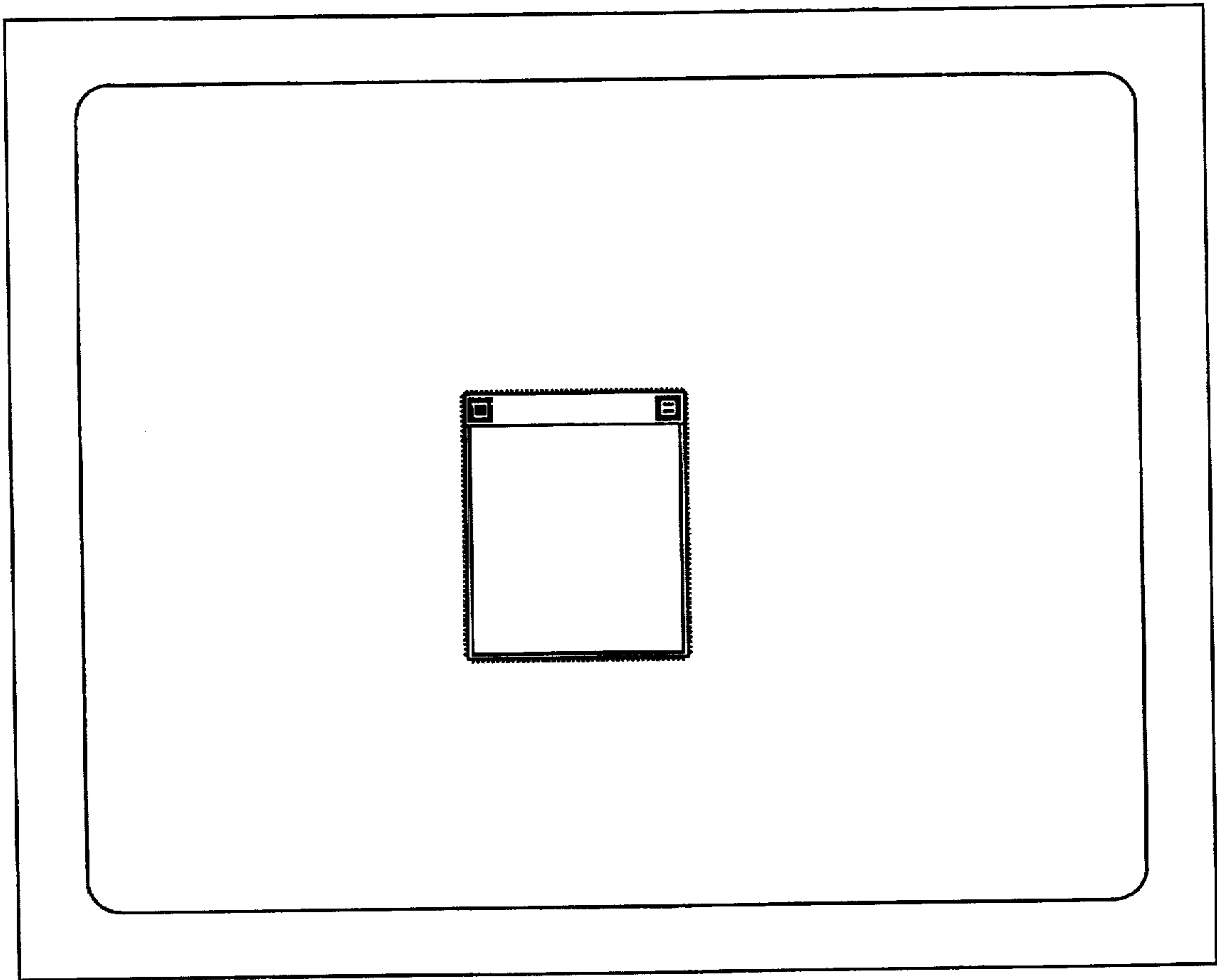


FIG. 3

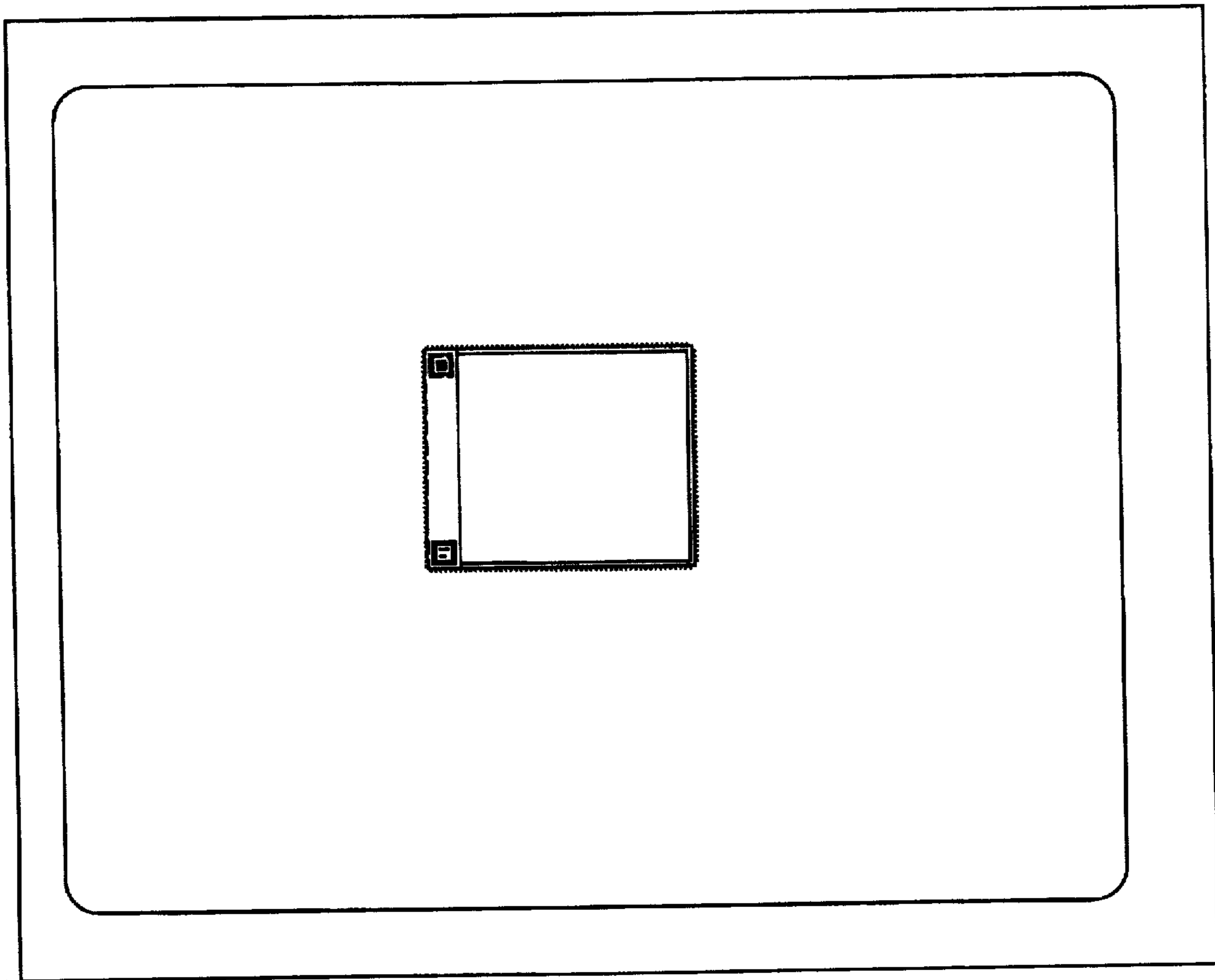


FIG. 4