



US00D392264S

United States Patent [19]

Marshall, Jr. et al.

[11] Patent Number: Des. 392,264

[45] Date of Patent: **Mar. 17, 1998

[54] SET OF ICONS FOR THE DISPLAY SCREEN OF A VIDEO MONITOR

[75] Inventors: Marsh S. Marshall, Jr., Washington, D.C.; Morgan C. J. Almeida, London, England; Peter C. Stonier, Washington, D.C.; George D. Escobar, Herndon, Va.

[73] Assignee: Bell Video Services Company, Reston, Va.

[**] Term: 14 Years

[21] Appl. No.: 29,432

[22] Filed: Oct. 5, 1994

[51] LOC (6) Cl. 14-02

[52] U.S. Cl. D14/114.1

[58] Field of Search D14/114, 114.1-114.9; D18/24, 27; D10/11; D19/6; 395/155, 157, 159

[56] References Cited

U.S. PATENT DOCUMENTS

D. 295,631	5/1988	Wells-Papanek et al.	D18/27
D. 295,763	5/1988	Wells-Papanek et al.	D18/27
D. 296,114	6/1988	Wells-Papanek et al.	D18/27
D. 296,339	6/1988	Wells-Papanek et al.	D18/27
D. 297,243	8/1988	Wells-Papanek et al.	D18/27
5,276,795	1/1994	Hoeber et al.	395/155 X

OTHER PUBLICATIONS

Microsoft Window User's Guide, Version 3.1, Microsoft, box and filled box, color boxes, p. 356, 1992.
Family Tree Maker for Windows Reference Manual, Banner Blue, Inc., include and remove buttons, p. 229, 1993.

Business Filevision Manual, Telos Software, screen, p. 3, dialog box, p. 218, box, p. 217, layout screen, p. 48, screen, p. 164, 1985.

Reunion for Windows 3.0 User's Guide, Leister Productions, 4 buttons on p. 50, 1993.

Claris MacDraw II, Claris Corp, rounded rectangles, p. 251, 1988.

Calendar Creator Plus 2.0 for Windows User's Guide, Softkey, page icon arrows, p. 116, 1993.

Hypercard User's Guide, Apple Computer Inc., field style screen, p. 80, 1989.

Fourteen (14) pages depicting screen displays of a CD-ROM title copyrighted by The Voyager Company in 1991.

Primary Examiner—M. H. Tung

Attorney, Agent, or Firm—Fulbright & Jaworski LLP

[57] CLAIM

The ornamental design for a set of icons for the display screen of a video monitor, as shown and described.

DESCRIPTION

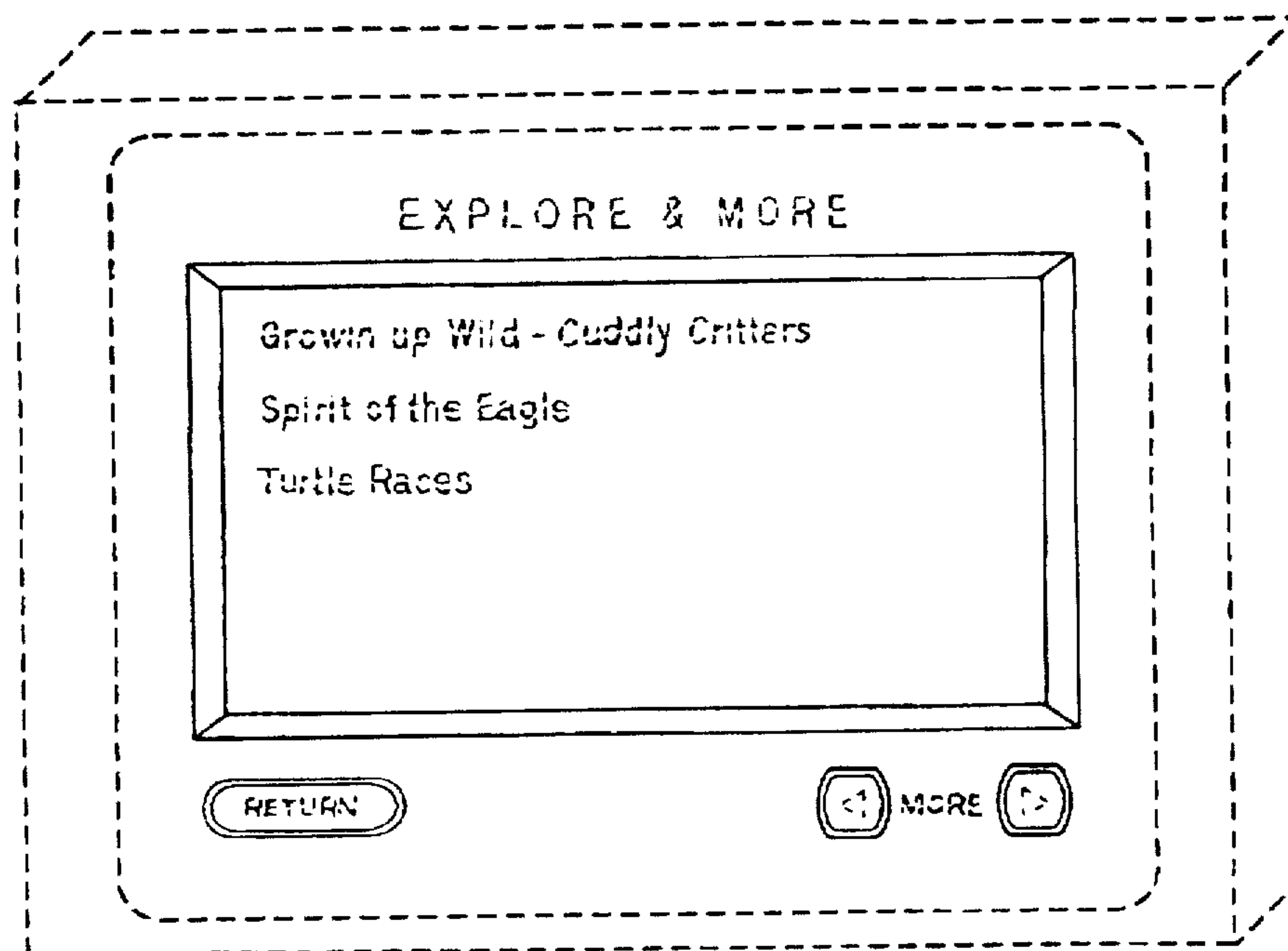
FIG. 1 is a front perspective view of a set of icons for the display screen of a video monitor; and

FIG. 2 is a front perspective view of a second embodiment thereof; and,

FIG. 3 is a front perspective view of a third embodiment thereof.

The broken line drawing of a video monitor and the broken line drawing of words in all views and the broken line drawing of the arrows in FIG. 1 are for illustrative purposes only and form no part of the claimed design.

1 Claim, 3 Drawing Sheets



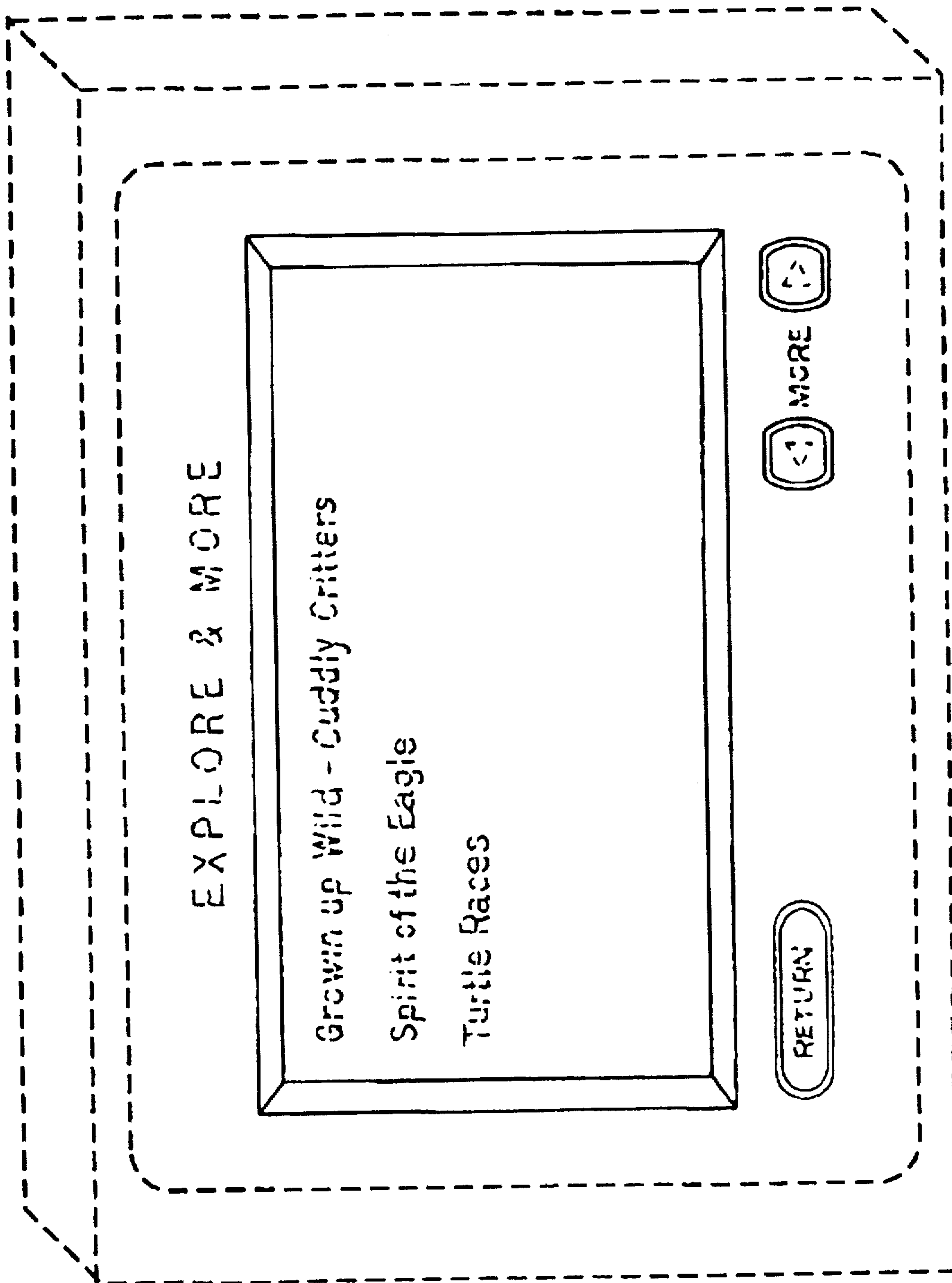


FIG. 1

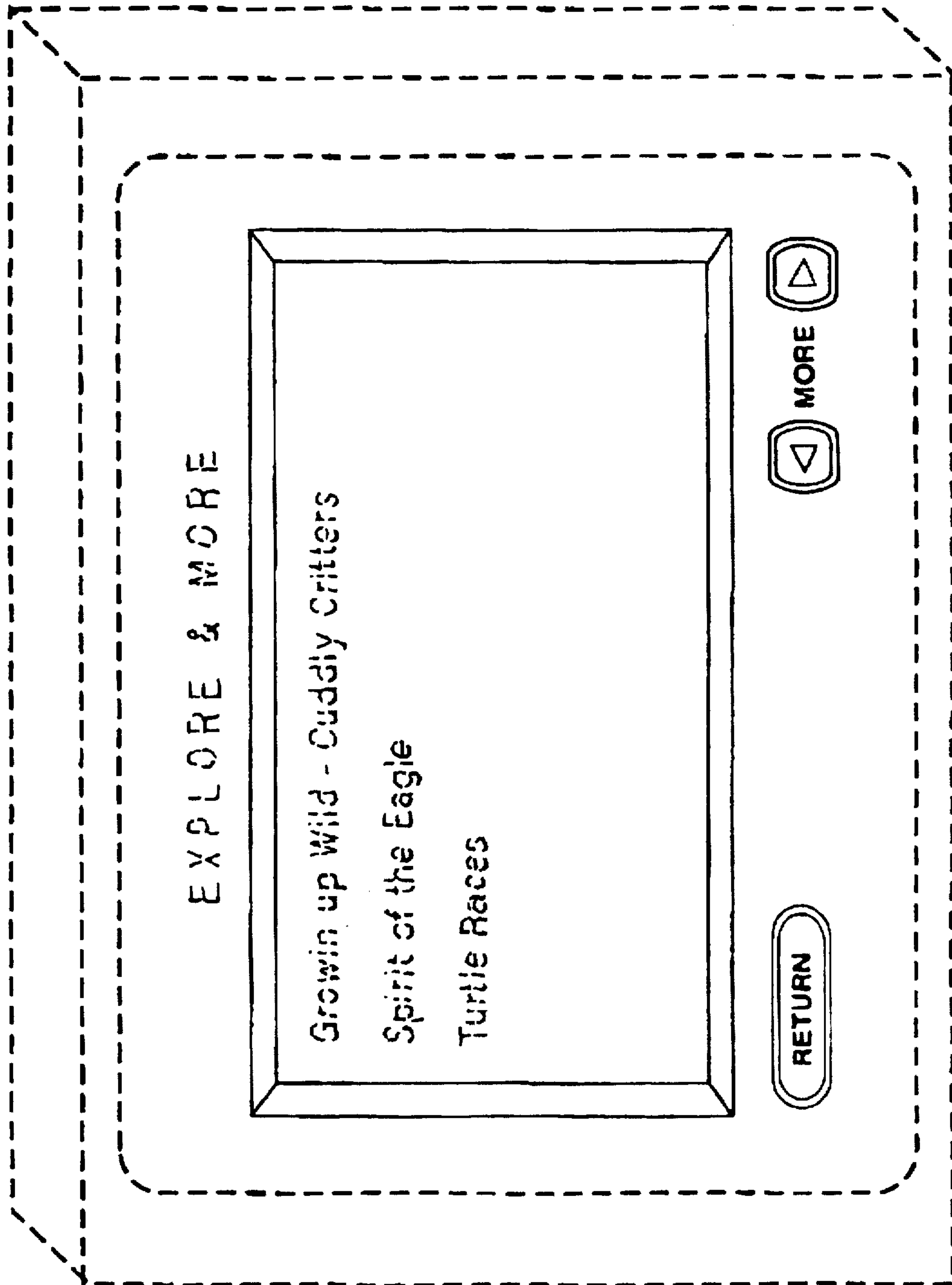


FIG. 2

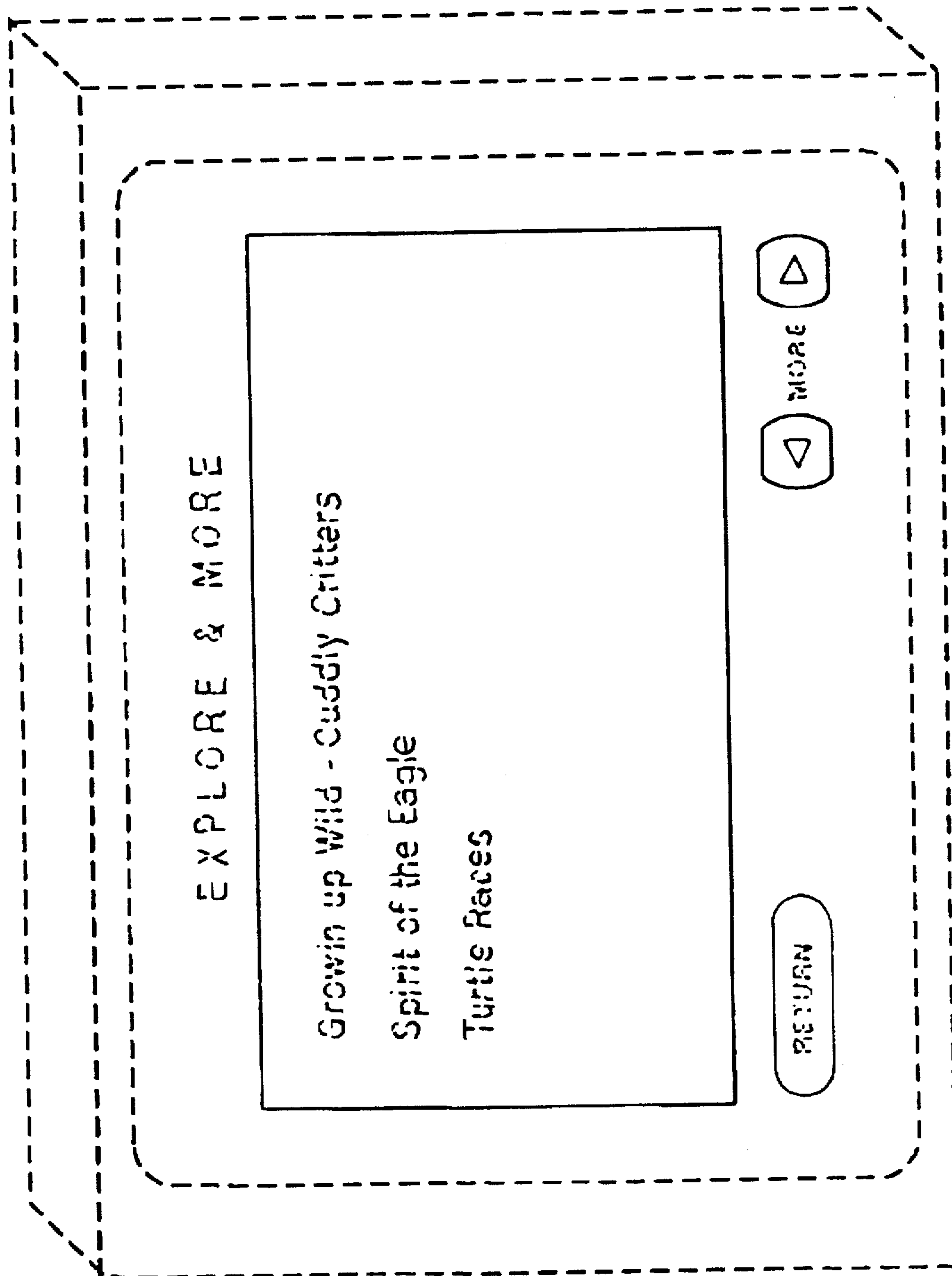


FIG. 3