

US00D392248S

United States Patent [19]
Johansson

[11] **Patent Number: Des. 392,248**
[45] **Date of Patent: **Mar. 17, 1998**

[54] **BATTERY**

[75] **Inventor: Panu Johansson, Tampere, Finland**

[73] **Assignee: Nokia Mobile Phones Limited, Espoo, Finland**

[**] **Term: 14 Years**

[21] **Appl. No.: 51,990**

[22] **Filed: Mar. 12, 1996**

[30] **Foreign Application Priority Data**

Sep. 13, 1995 [FI] Finland 612/95

[51] **LOC (6) Cl. 13-02**

[52] **U.S. Cl. D13/103**

[58] **Field of Search D13/103; 429/96-100, 429/163, 176**

[56] **References Cited**

U.S. PATENT DOCUMENTS

| | | | |
|------------|---------|--------------------|---------|
| D. 321,183 | 10/1991 | Powell et al. | D14/138 |
| D. 328,733 | 8/1992 | Seymour | D13/103 |
| D. 331,566 | 12/1992 | Seymour | D13/103 |
| D. 346,580 | 5/1994 | Tattari | D13/103 |
| D. 346,581 | 5/1994 | Tattari | D13/103 |
| D. 349,882 | 8/1994 | Johnson | D13/103 |
| D. 350,110 | 8/1994 | Johnson | D13/103 |
| D. 357,896 | 5/1995 | Berry | D13/103 |
| D. 358,127 | 5/1995 | Berry | D13/103 |

| | | | |
|------------|--------|--------------------|---------|
| D. 358,128 | 5/1995 | Berry et al. | D13/103 |
| D. 359,267 | 6/1995 | Berry et al. | D13/103 |
| D. 361,309 | 8/1995 | White | D13/103 |
| D. 366,452 | 1/1996 | Lindahl | D13/103 |
| D. 372,896 | 8/1996 | Nagele et al. | D13/103 |

OTHER PUBLICATIONS

Batteries on p. 569 of Hongkong Enterprise, Jun. 1994.
Batteries on p. 481 of Hongkong Enterprise, Jun. 1995.

Primary Examiner—Joel Sincavage
Attorney, Agent, or Firm—Perman & Green, LLP

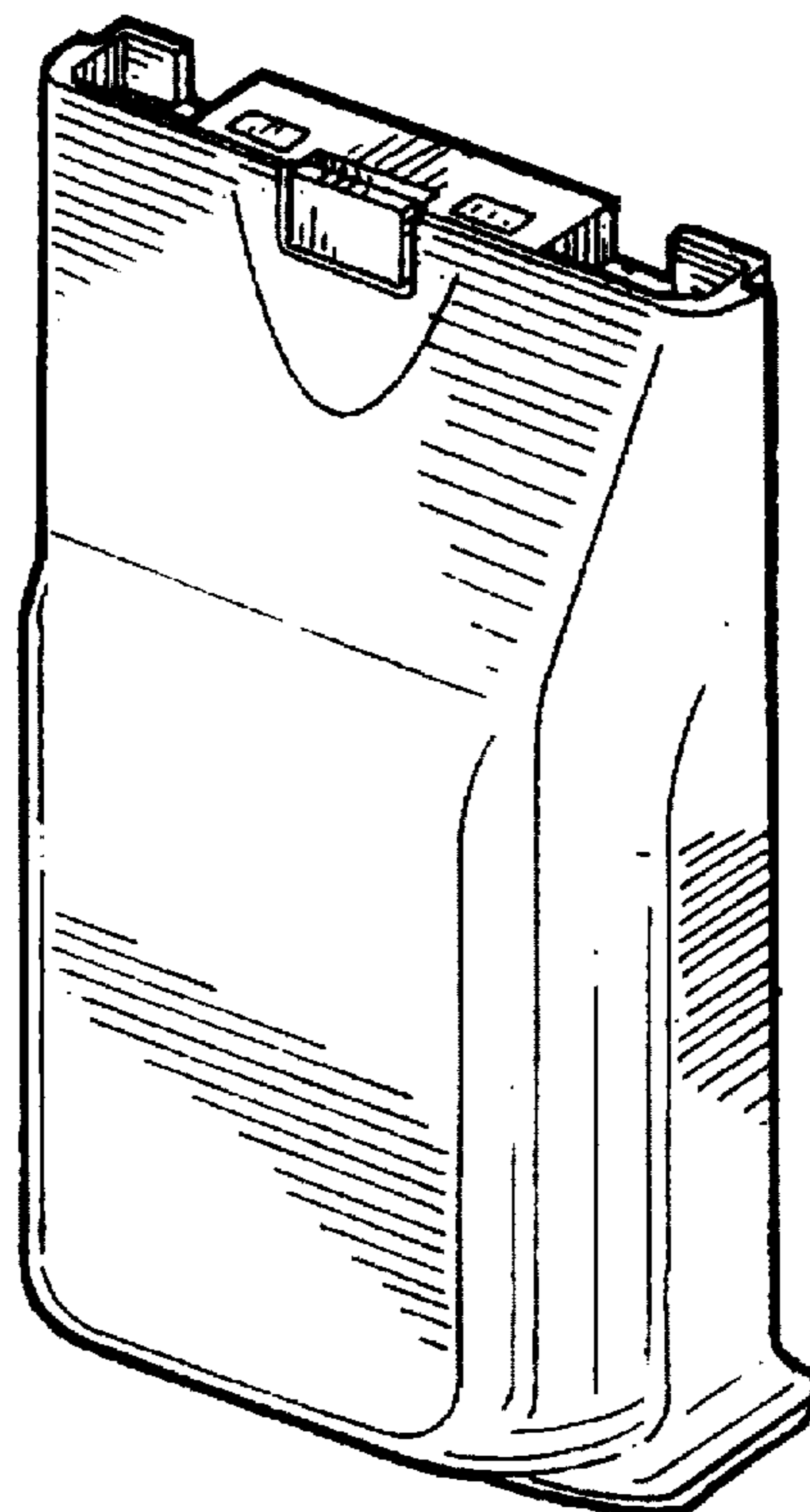
[57] **CLAIM**

The ornamental design for a "battery", as shown and described.

DESCRIPTION

FIG. 1 is a top plan view of a battery showing my new design;
FIG. 2 is a side view as seen from the right side thereof;
FIG. 3 is a front elevational view thereof;
FIG. 4 is a bottom plan view thereof;
FIG. 5 is a side view as seen from the left side thereof;
FIG. 6 is a rear elevational view thereof;
FIG. 7 is a front perspective view thereof, showing one side and a top view thereof; and,
FIG. 8 is a rear perspective view thereof, showing one side and a bottom thereof.

1 Claim, 2 Drawing Sheets






FIG. 3




FIG. 1

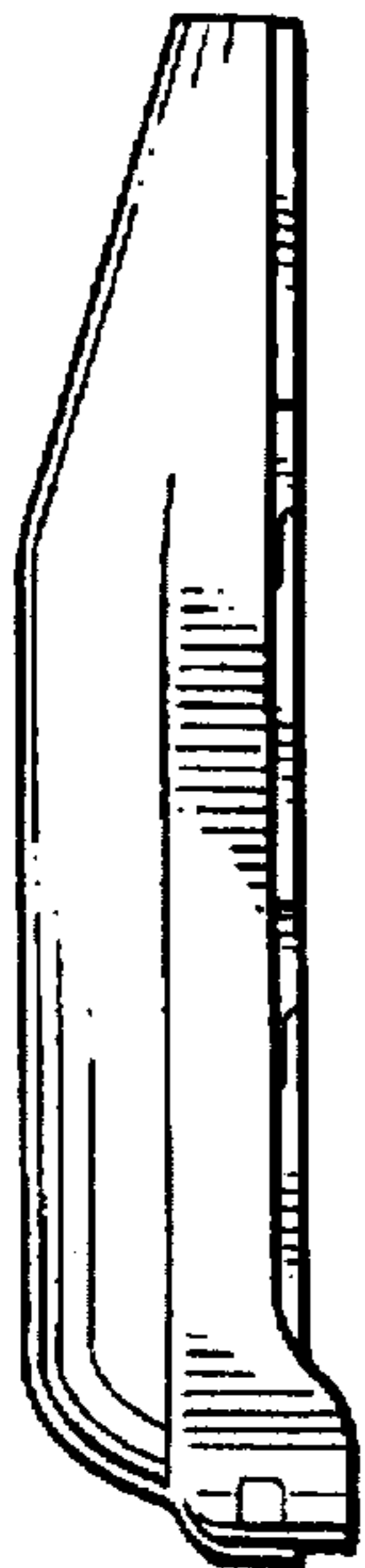


FIG. 5




FIG. 6

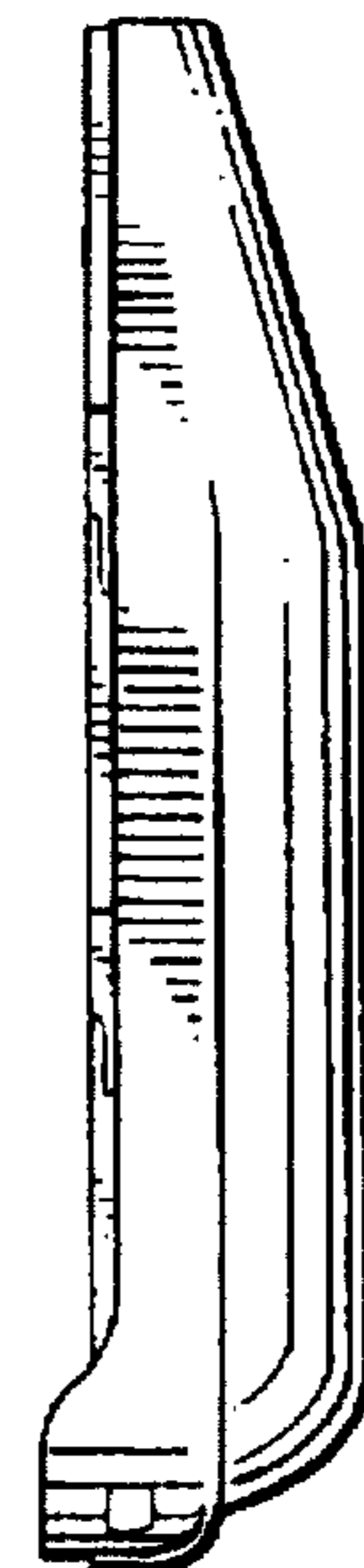


FIG. 2




FIG. 4

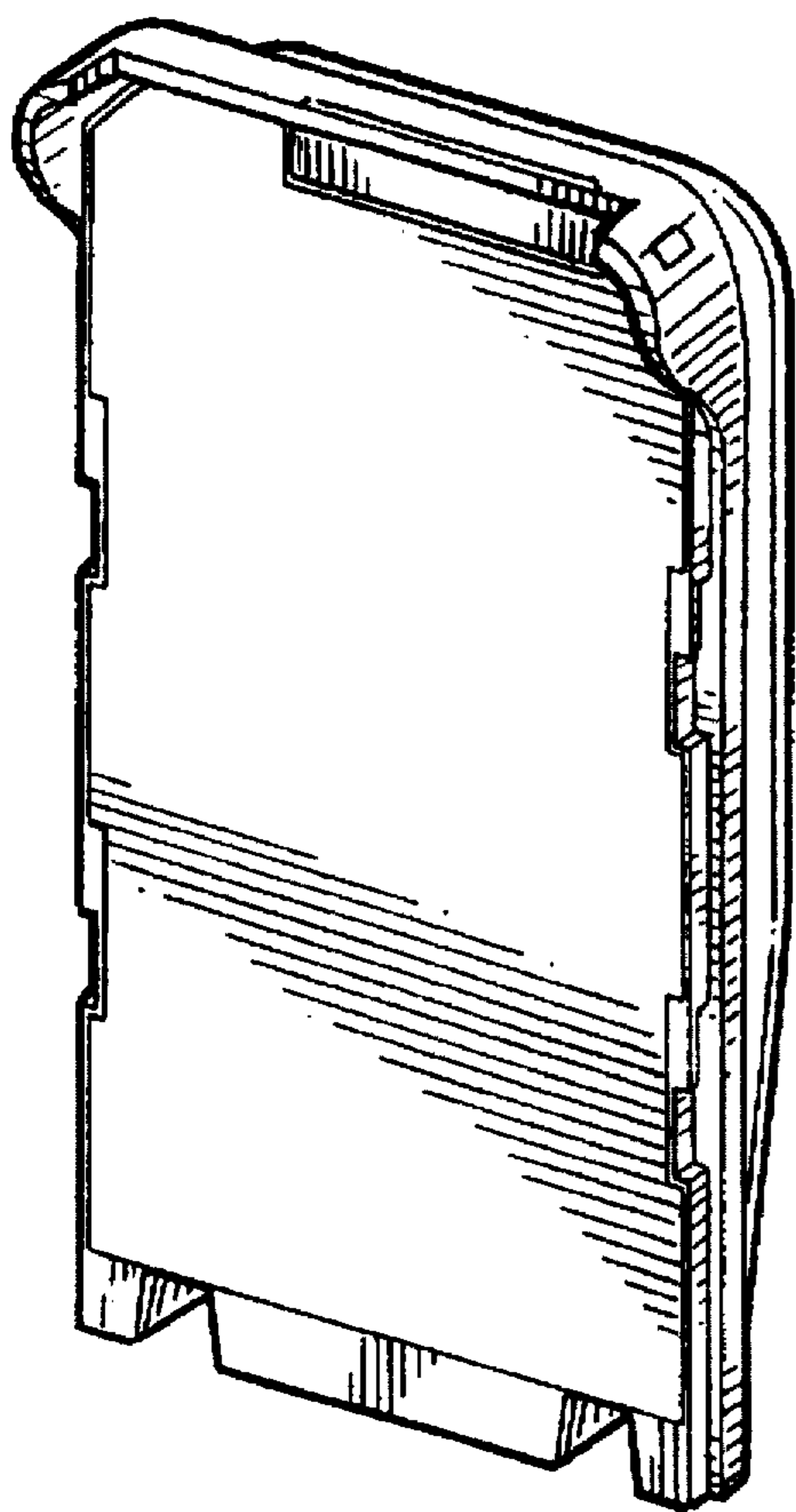


FIG. 7

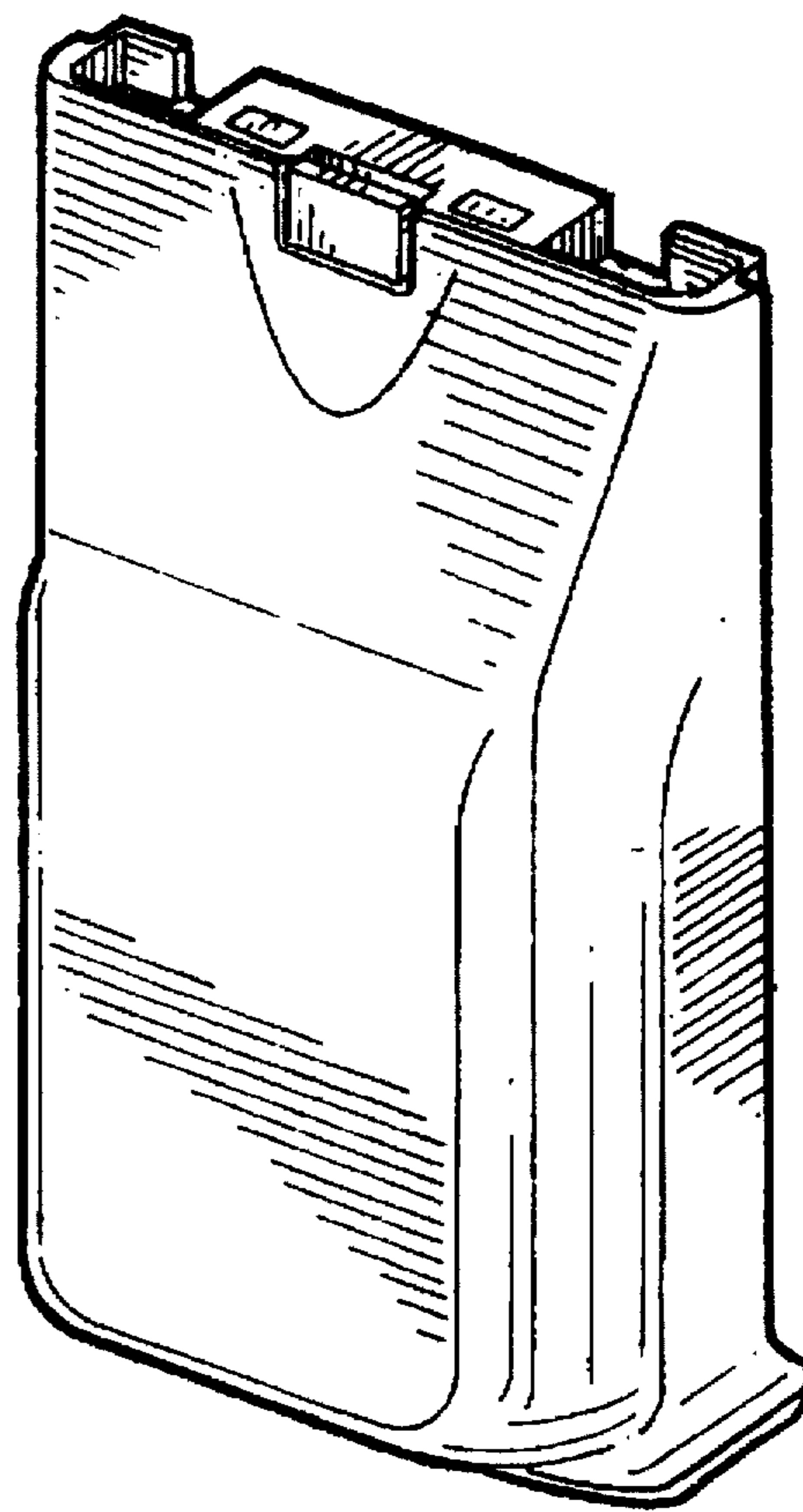


FIG. 8