

US00D392240S

United States Patent [19]
Kingsland

[11] **Patent Number: Des. 392,240**

[45] **Date of Patent: **Mar. 17, 1998**

[54] **VEHICLE WHEEL CENTER CAP**

D. 232,432 8/1974 Clary D12/204
D. 321,164 10/1991 Gibson D12/213
1,568,768 1/1926 Reid 301/64.1

[75] **Inventor: Larry R. Kingsland, Riverside, Calif.**

[73] **Assignee: Progressive Custom Wheels, Riverside, Calif.**

Primary Examiner—James Gandy
Assistant Examiner—Stacia Sinuik
Attorney, Agent, or Firm—Pretty, Schroeder & Poplawski

[**] **Term: 14 Years**

[57] **CLAIM**

[21] **Appl. No.: 69,231**

The ornamental design for an vehicle wheel center cap, as shown and described.

[22] **Filed: Mar. 14, 1997**

[51] **LOC (6) Cl. 12-16**

[52] **U.S. Cl. D12/213**

[58] **Field of Search D12/204-213;
301/64.1, 65, 37.1**

DESCRIPTION

FIG. 1 is a perspective view of a vehicle wheel center cap embodying my new design;
FIG. 2 is an enlarged front elevational view thereof;
FIG. 3 is an enlarged right side elevational view thereof;
FIG. 4 is an enlarged left side elevational view thereof;
FIG. 5 is an enlarged top plan view thereof; and,
FIG. 6 is an enlarged bottom plan view thereof.

The broken lines shown in FIG. 1 are for illustrative purposes, only, and the subject matter depicted by such broken lines does not constitute any part of the claimed invention.

[56] **References Cited**

U.S. PATENT DOCUMENTS

D. 43,085 10/1912 Sugden D12/212
D. 53,981 11/1919 Berge D12/212
D. 62,163 4/1923 Bourgon D12/212
D. 81,230 5/1930 Dibelka D12/212
D. 170,114 8/1953 Dieterich D12/204
D. 202,774 11/1965 Nash D12/205
D. 232,430 8/1974 Clary D12/204

1 Claim, 4 Drawing Sheets

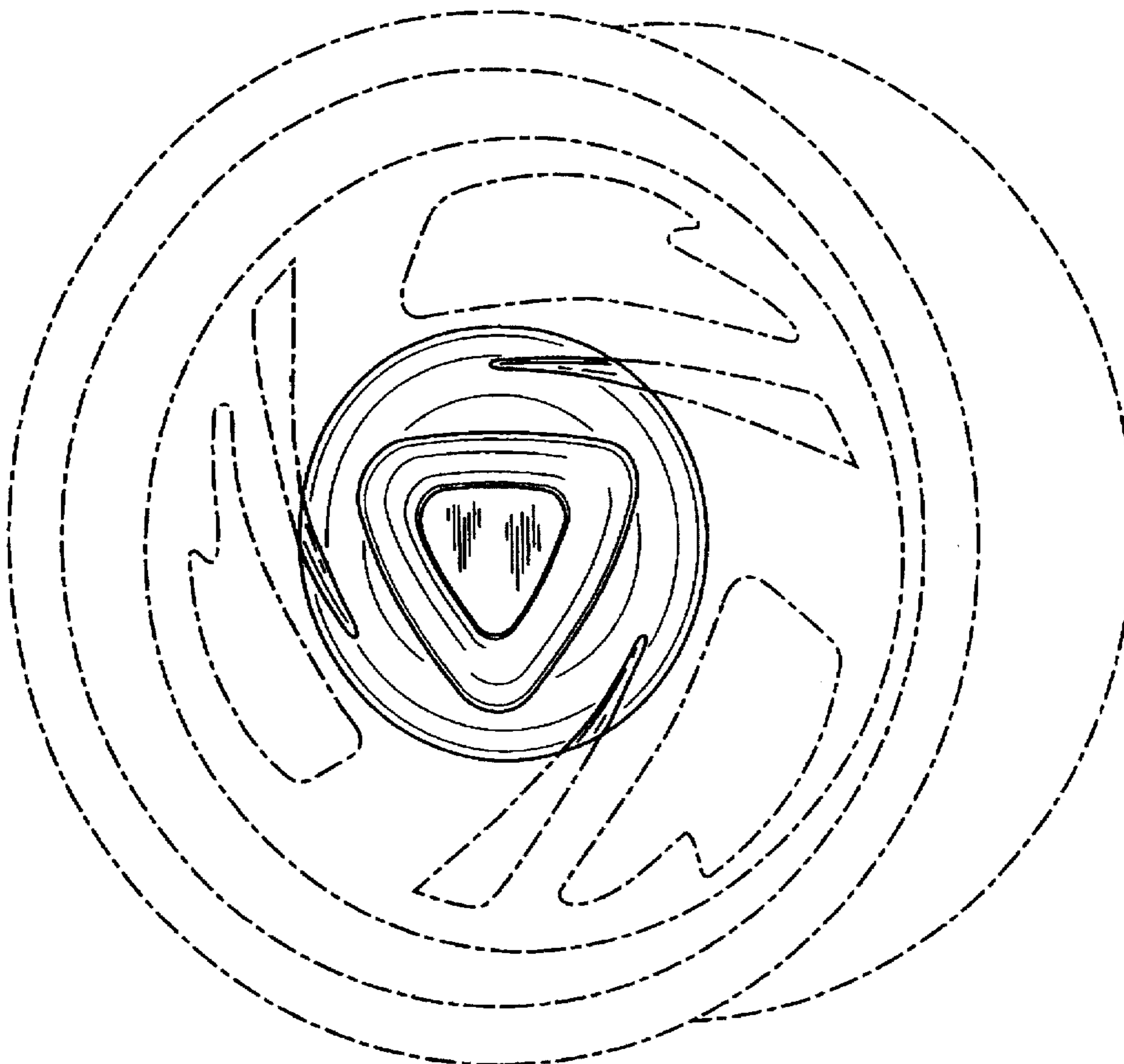


FIG. 1

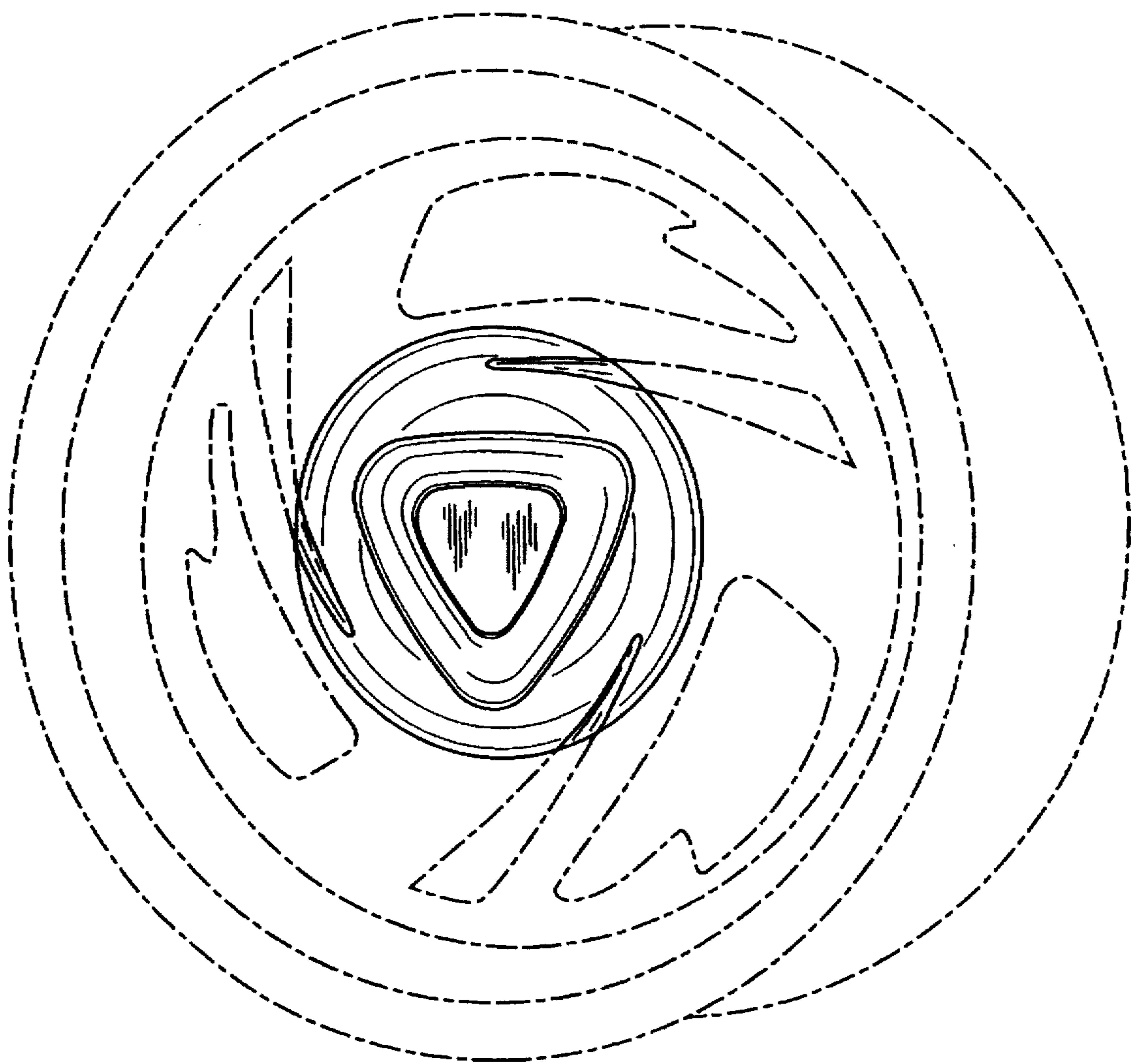


FIG. 2




FIG. 3

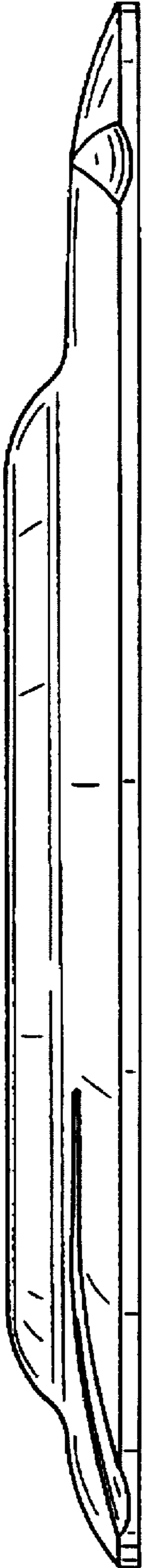


FIG. 4




FIG. 5

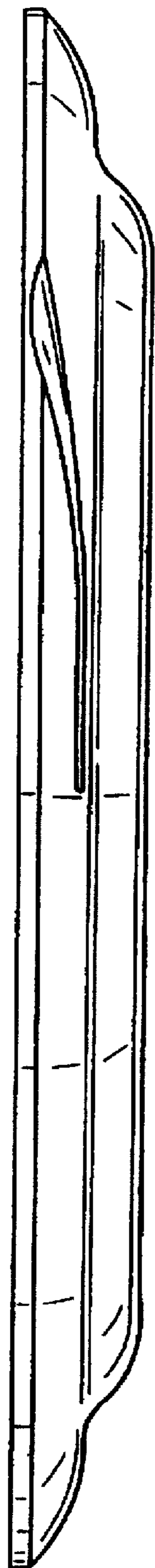


FIG. 6

