



US00D392225S

# United States Patent [19]

[11] Patent Number: **Des. 392,225**

Lo

[45] Date of Patent: **\*\*Mar. 17, 1998**

[54] TIRE

[76] Inventor: **Tsai-Jen Lo**, No.215.Meei-Kong Road.Ta-Suen, Chang-Hwa, Taiwan

[\*\*] Term: **14 Years**

[21] Appl. No.: **52,974**

[22] Filed: **Apr. 12, 1996**

[51] LOC (6) Cl. .... **12-15**

[52] U.S. Cl. .... **D12/140**

[58] Field of Search ..... D12/136, 138, D12/140, 146-151, 107, 110; 152/209 B, 209 D, 209 R

[56] **References Cited**

**U.S. PATENT DOCUMENTS**

D. 284,648	7/1986	Babl et al.	.....	D12/151
D. 292,077	9/1987	Funahara	.....	D12/140
D. 301,851	6/1989	Tomoda	.....	D12/140
D. 340,424	10/1993	Kawajiri	.....	D12/140

**OTHER PUBLICATIONS**

Bridgestone ED 03 Tire, Tread Design Guide, p. 200, Jan. 1994.

Stumpjumper Tire, 1982 Specialized Bicycle Tire Catalog, p. 11, Apr. 1982.

*Primary Examiner*—James Gandy

*Assistant Examiner*—Robert M. Spear

*Attorney, Agent, or Firm*—Morton J. Rosenberg; David I. Klein; Jun Y. Lee

[57] **CLAIM**

The ornamental design for a tire, as shown and described.

**DESCRIPTION**

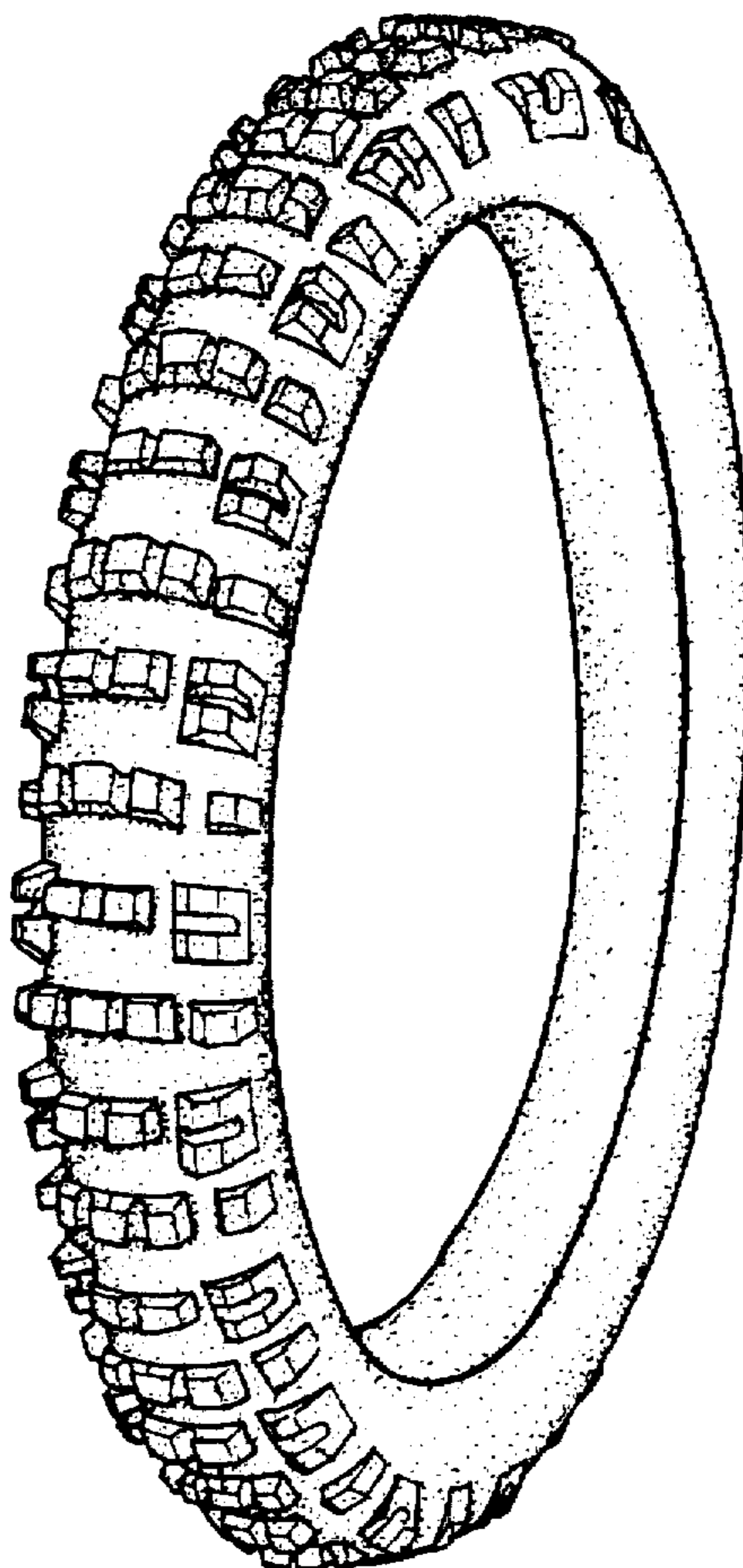
FIG. 1 is a front-right-top perspective view of a tire, showing my new design;

FIG. 2 is a front elevational view thereof, the opposite side being a mirror image;

FIG. 3 is a right elevational view thereof, the opposite side being a mirror image; and,

FIG. 4 is an enlarged fragmentary developed plan view thereof showing the tread pattern in greater detail.

**1 Claim, 3 Drawing Sheets**



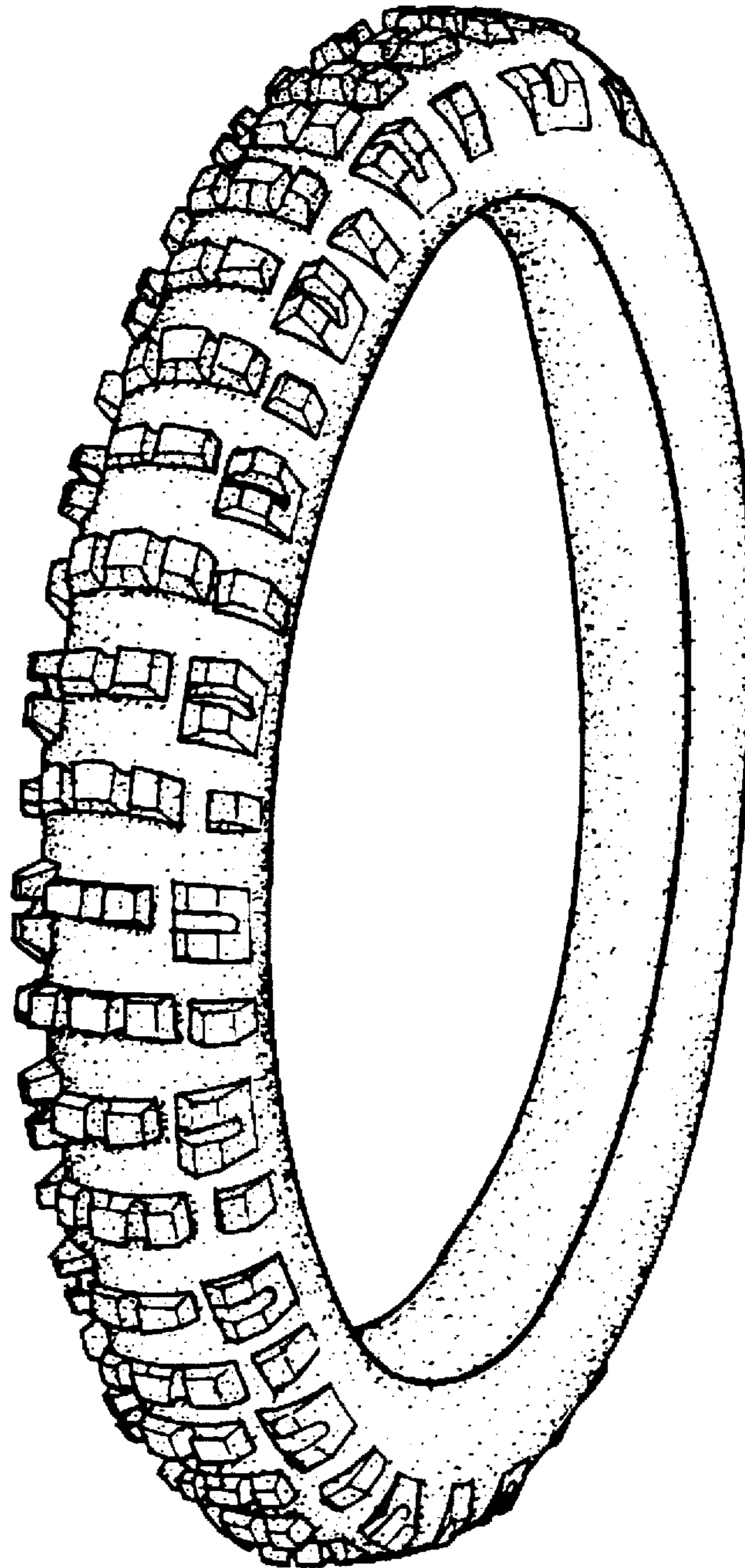


FIG. 1




FIG. 2

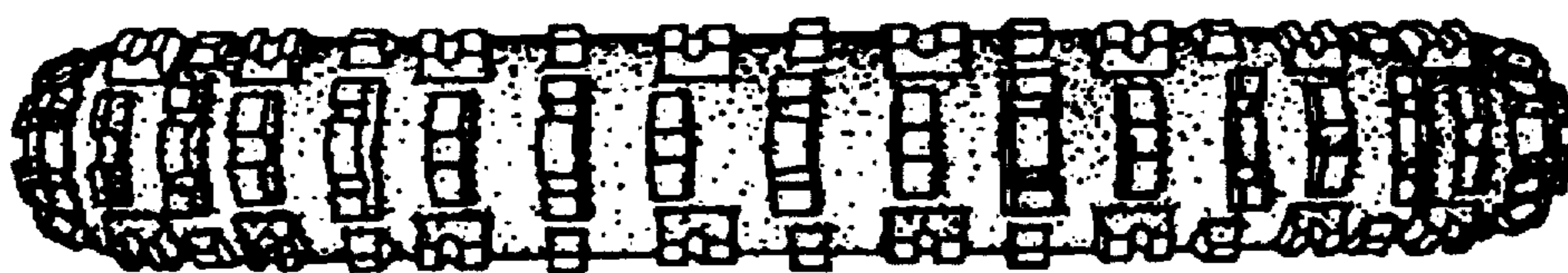


FIG. 3

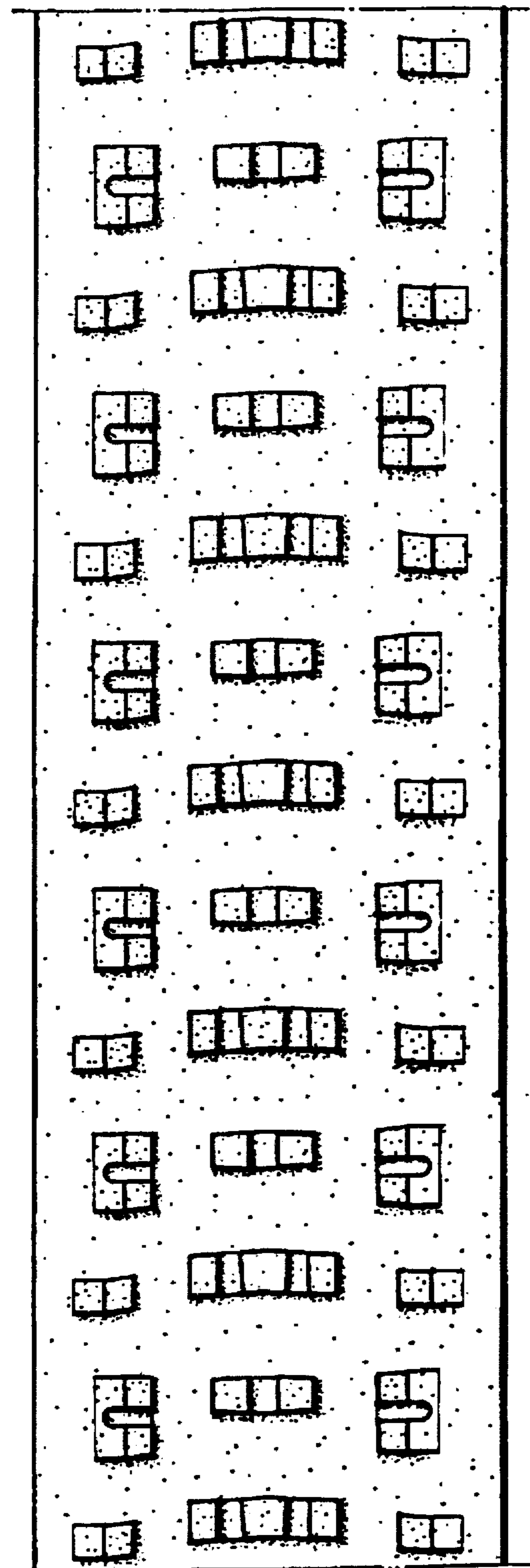


FIG. 4