



US00D392201S

**United States Patent** [19]  
**Chen**

[11] **Patent Number: Des. 392,201**  
[45] **Date of Patent: \*\*Mar. 17, 1998**

[54] **COMBINED KEY CHAIN AND TRANSMITTER FOR LOCATING KEYS**

D. 376,115 12/1996 Tsai ..... D10/106  
D. 376,116 12/1996 Dziersek et al. .... D10/106  
D. 380,450 7/1997 Tsai ..... D10/106

[76] **Inventor: Mike Chen, P.O. Box 55-846, Taipei, Taiwan**

*Primary Examiner*—Marcus A. Jackson

[\*\*] **Term: 14 Years**

[57] **CLAIM**

[21] **Appl. No.: 74,938**

The ornamental design for a combined key chain and transmitter for locating keys, as shown and described.

[22] **Filed: Aug. 13, 1997**

**DESCRIPTION**

[51] **LOC (6) Cl. .... 10-05**

FIG. 1 is a perspective view of a combined key chain and transmitter for locating keys showing my new design;

[52] **U.S. Cl. .... D10/104; D3/208**

FIG. 2 is a front elevational view;

[58] **Field of Search .... D10/104, 106,**

FIG. 3 is a rear elevational view;

D10/116, 121; D3/207, 208, 211; 340/540, 545, 571, 572, 573, 574, 632

FIG. 4 is a left side elevational view;

FIG. 5 is a right side elevational view;

[56] **References Cited**

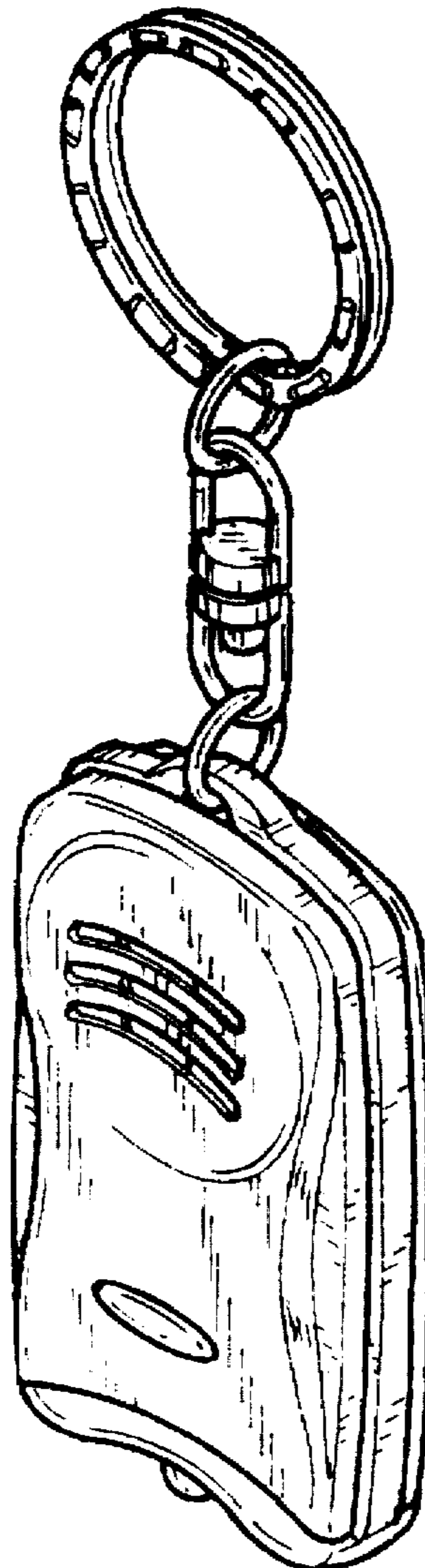
FIG. 6 is a top plan view; and,

FIG. 7 is a bottom plan view.

**U.S. PATENT DOCUMENTS**

D. 351,173 10/1994 Yek ..... D10/106  
D. 375,910 11/1996 Tsui ..... D10/106

**1 Claim, 3 Drawing Sheets**



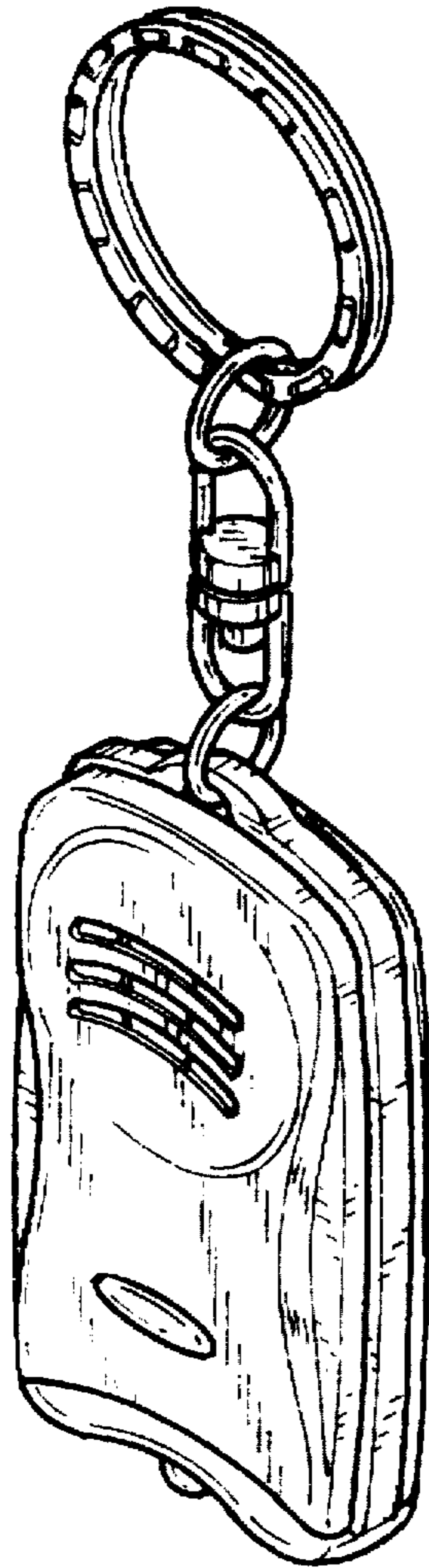


FIG. 1

FIG. 6

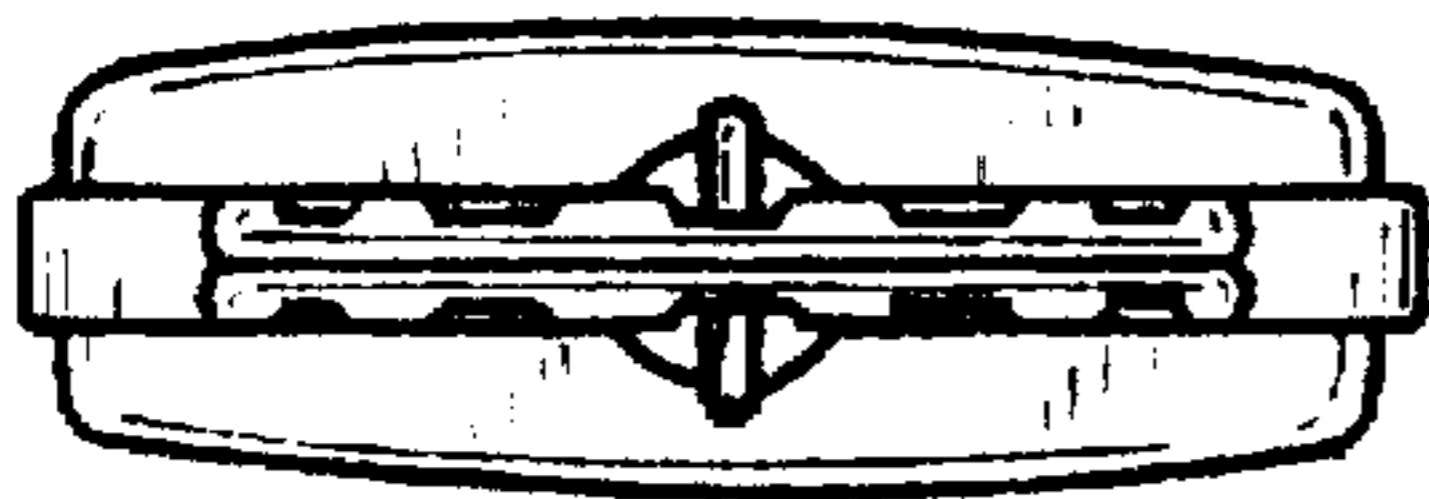


FIG. 7



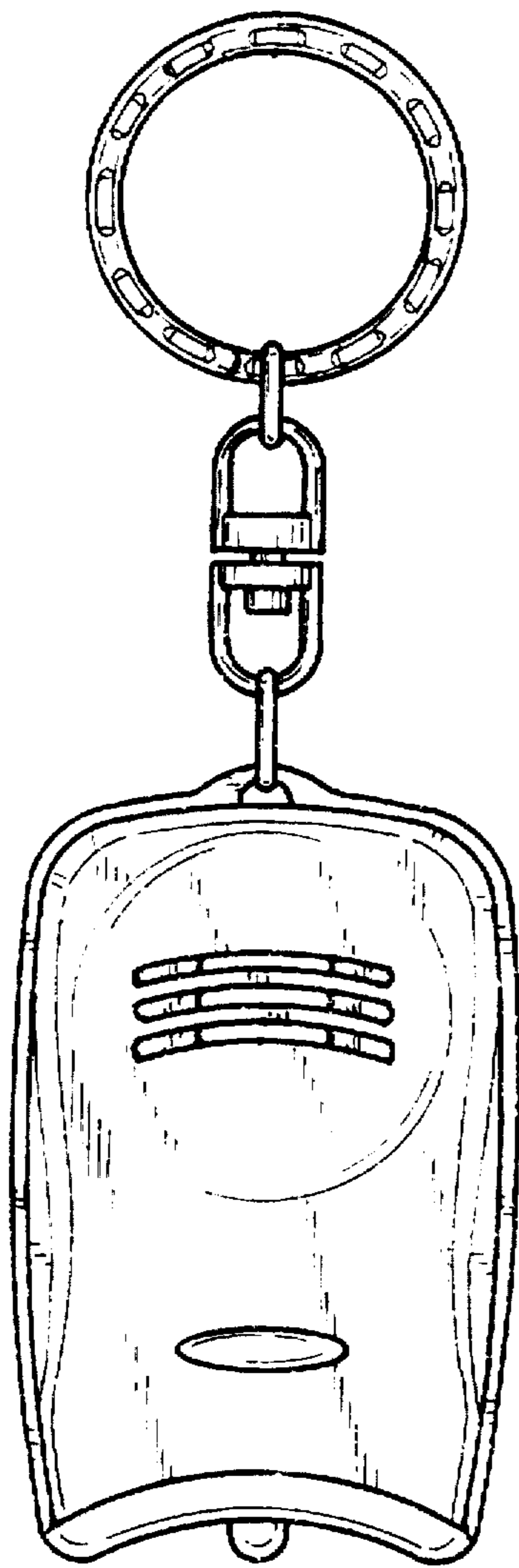


FIG. 2




FIG. 3

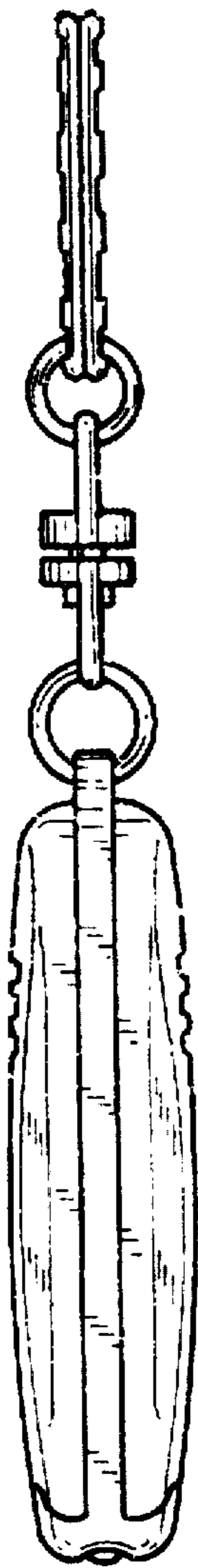


FIG. 4

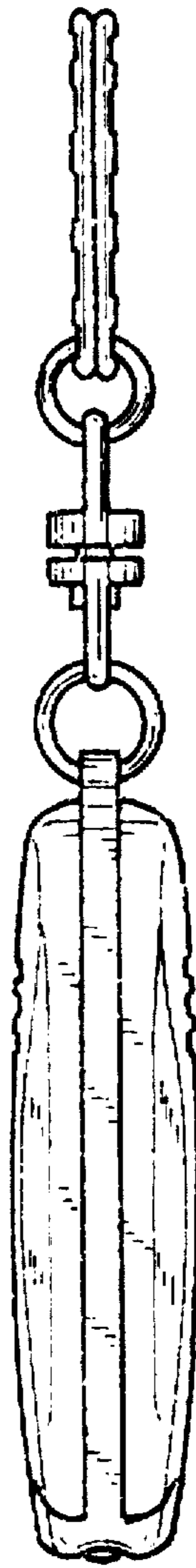


FIG. 5