

US00D392167S

**United States Patent** [19]  
**Cockrell et al.**

[11] **Patent Number: Des. 392,167**  
[45] **Date of Patent: \*\*Mar. 17, 1998**

- [54] **PLIER-WRENCH TOOL**
- [75] Inventors: **William S. Cockrell**, Sacramento;  
**Henry Orlosky**, Cameron Park, both of Calif.
- [73] Assignee: **Tool Research Corporation**, El Dorado Hills, Calif.
- [\*\*] Term: **14 Years**
- [21] Appl. No.: **69,883**
- [22] Filed: **May 19, 1997**
- [51] **LOC (6) Cl.** ..... **08-05**
- [52] **U.S. Cl.** ..... **D8/52; D8/22**
- [58] **Field of Search** ..... **D8/21, 22, 52; 81/342, 355, 364, 366**

5,385,072 1/1995 Neff .  
5,408,904 4/1995 Neff .

*Primary Examiner*—Prabhakar G. Deshmukh  
*Assistant Examiner*—Richelle Shelton  
*Attorney, Agent, or Firm*—John P. O'Banion

[57] **CLAIM**

The ornamental design for a plier-wrench tool, as shown and described.

**DESCRIPTION**

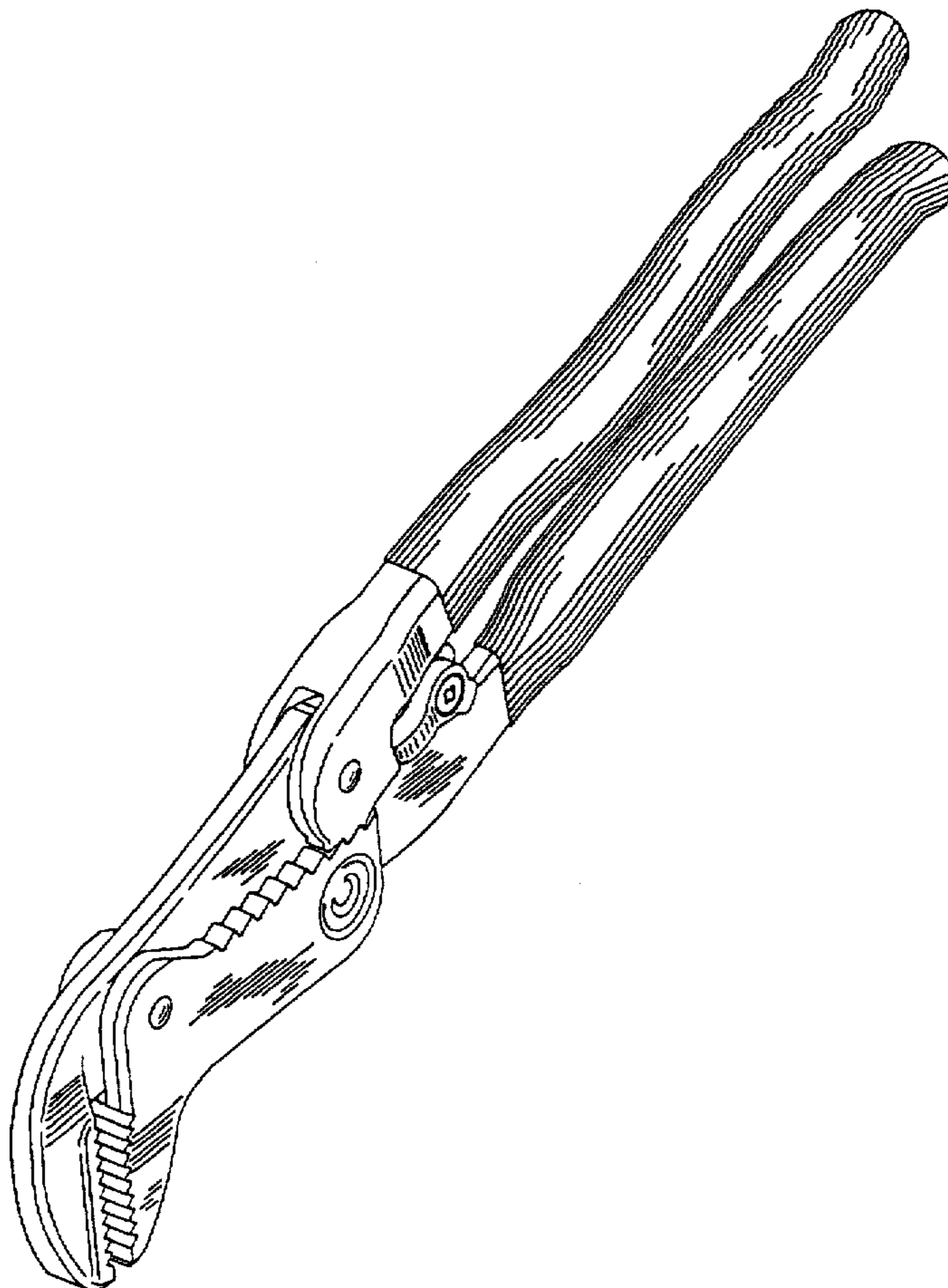
FIG. 1 is a perspective view of a plier-wrench tool showing our design as seen from the front right;  
FIG. 2 is a top plan view of the plier-wrench tool of our design;  
FIG. 3 is a right side elevation view of the plier-wrench tool of our design;  
FIG. 4 is a front elevation view of the plier-wrench tool of our design;  
FIG. 5 is a rear elevation view of the plier-wrench tool of our design;  
FIG. 6 is a bottom plan view of the plier-wrench tool of our design; and,  
FIG. 7 is a left side elevation view of the plier-wrench tool of our design.

[56] **References Cited**

**U.S. PATENT DOCUMENTS**

D. 258,930	4/1981	Wahlberg	.....	D8/52
D. 297,802	9/1988	Himbert et al.	.....	D8/52
D. 312,199	11/1990	Dlugolecki	.....	D8/52
D. 358,746	5/1995	Neff	.....	
2,854,878	10/1958	Mead	.....	D8/52
5,176,049	1/1993	Neff	.....	

**1 Claim, 2 Drawing Sheets**



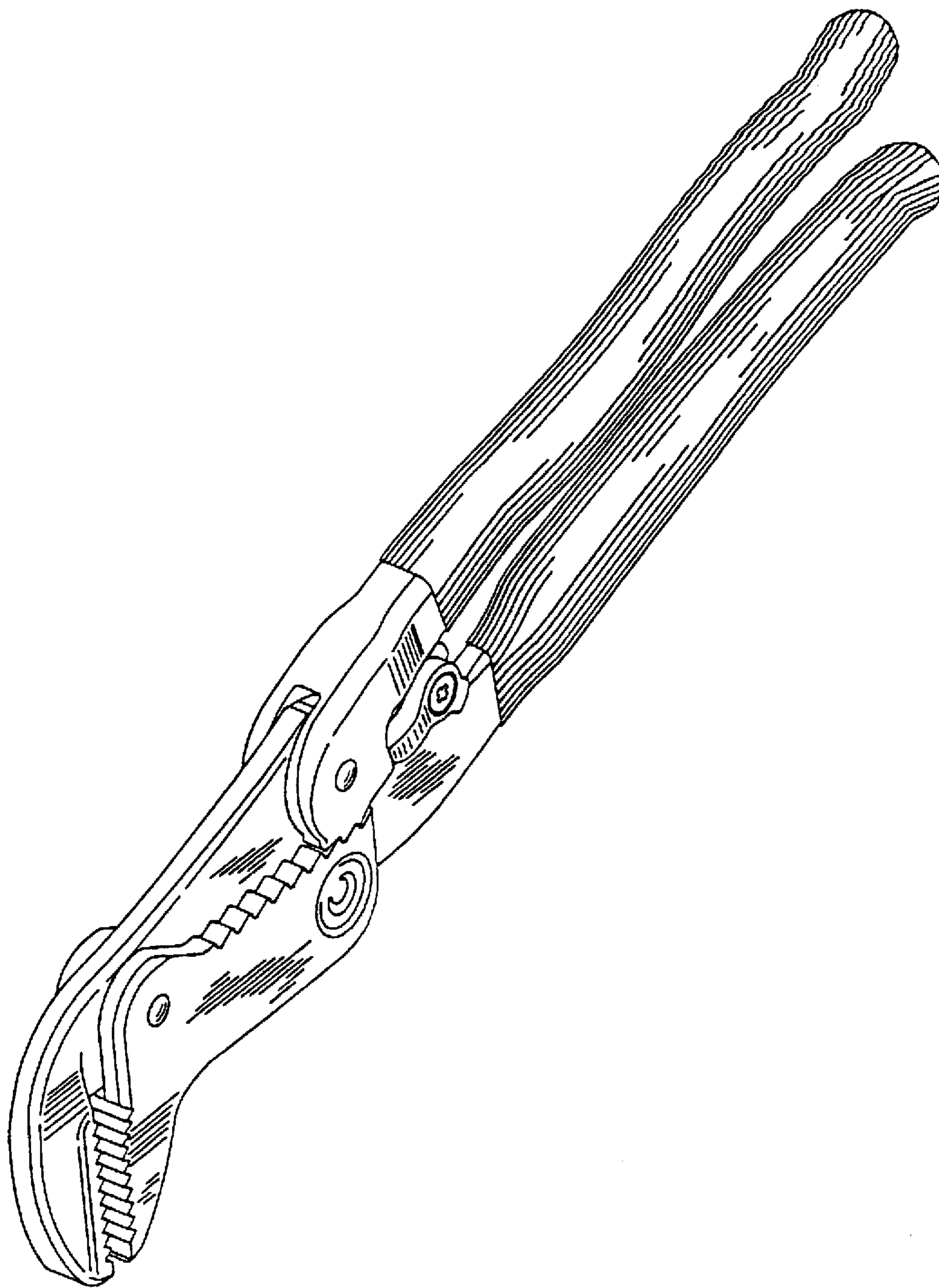


FIG. 1



FIG. 2



FIG. 4

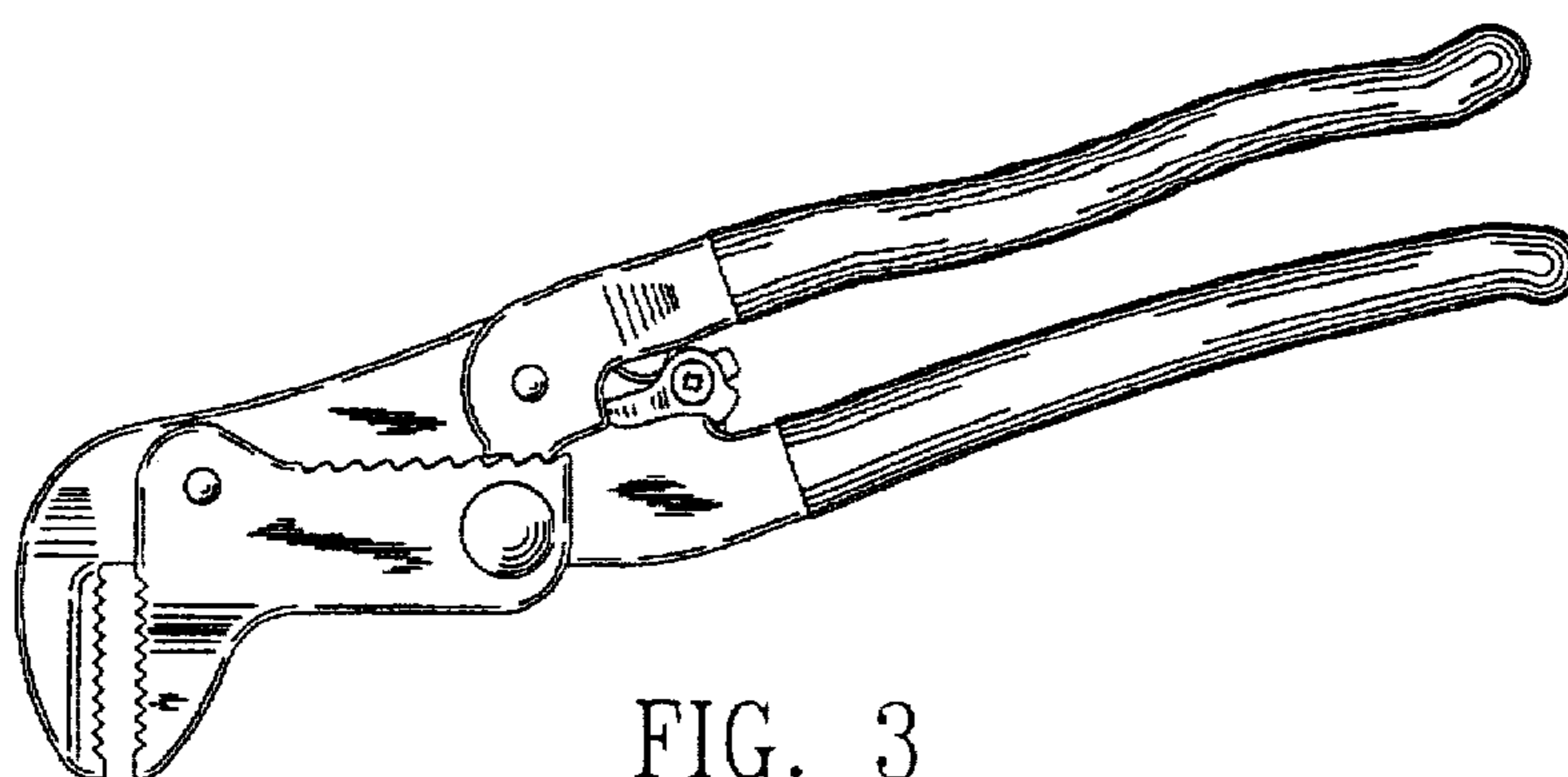


FIG. 3



FIG. 5




FIG. 6

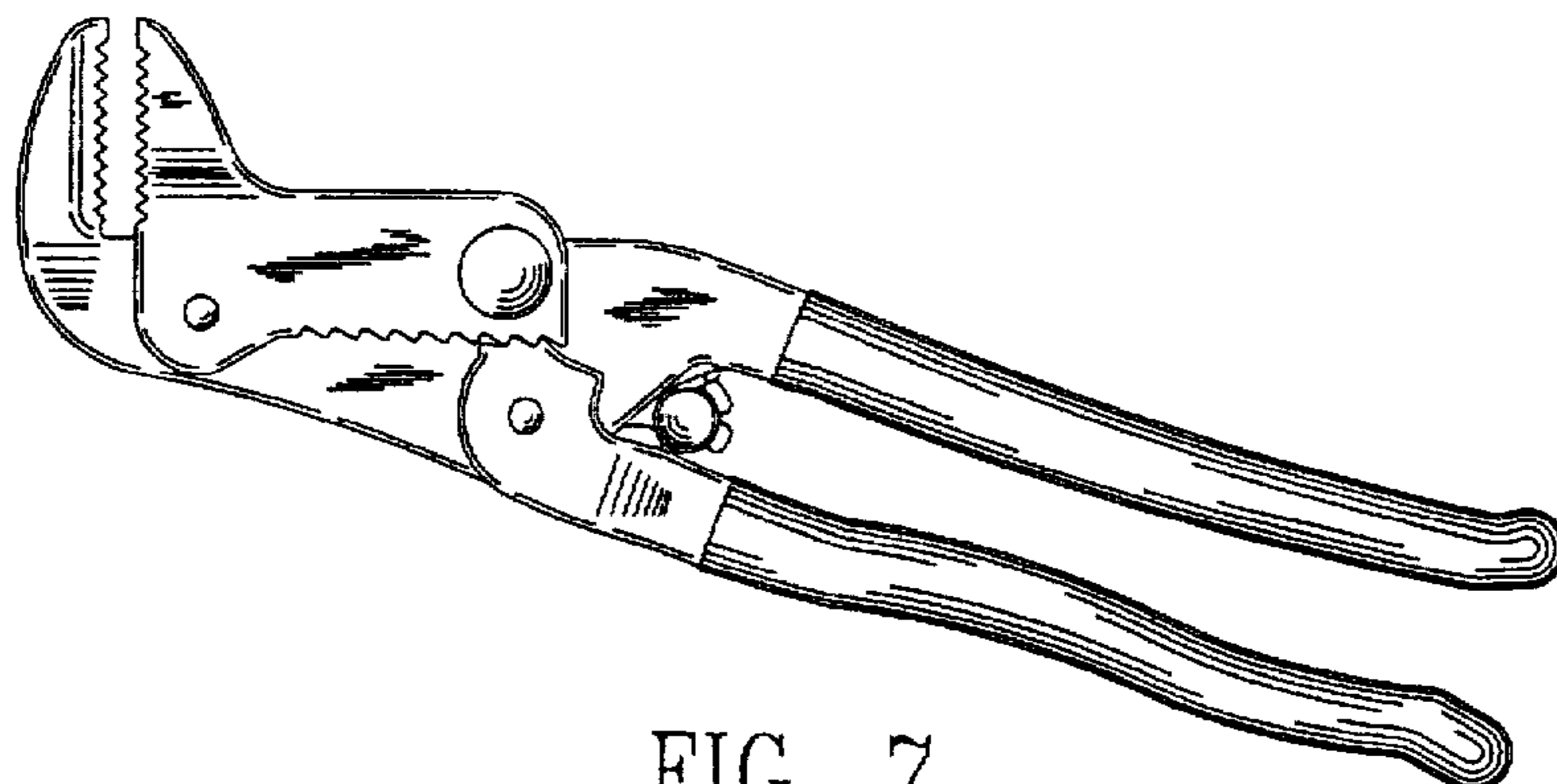


FIG. 7