



US00D392165S

# United States Patent [19]

Wang

[11] Patent Number: **Des. 392,165**

[45] Date of Patent: **\*\*Mar. 17, 1998**

[54] CORNER TRIMMING BLADE

[76] Inventor: **Kai Ti Wang**, 4607 Osage Dr.,  
Baytown, Tex. 77521

[\*\*] Term: **14 Years**

[21] Appl. No.: **73,480**

[22] Filed: **Jul. 14, 1997**

[51] LOC (6) CL ..... **08-01**

[52] U.S. Cl. .... **D8/9**

[58] Field of Search ..... **D8/1, 13, 7, 9,**  
**D8/11; 172/171-172, 175-176**

[56] **References Cited**

**U.S. PATENT DOCUMENTS**

D. 242,321	11/1976	Smith .....	D8/6
D. 250,745	1/1979	Kuwano .....	D8/8
D. 362,601	9/1995	Jackson .....	D8/9
3,495,329	2/1970	Bothe .....	30/144
3,501,834	3/1970	van Lare .....	30/318
3,577,716	5/1971	McCarty .....	56/259
3,971,130	7/1976	Querfurth et al. ....	30/220
4,594,841	6/1986	Wistuba et al. ....	56/13.3
4,750,321	6/1988	Klein .....	56/310

5,004,053	4/1991	Martell .....	D8/6 X
5,105,610	4/1992	Britten .....	56/298
5,241,811	9/1993	Bolinger .....	56/310

*Primary Examiner*—Holly Baynham  
*Attorney, Agent, or Firm*—John D. Gugliotta

[57] **CLAIM**

The ornamental design for a corner trimming blade, as shown and described.

**DESCRIPTION**

FIG. 1 is a perspective view of a corner trimming blade showing my new design;

FIG. 2 is an enlarged perspective view thereof;

FIG. 3 is a right side elevational view thereof;

FIG. 4 is a left side elevational view thereof;

FIG. 5 is a top plan view thereof;

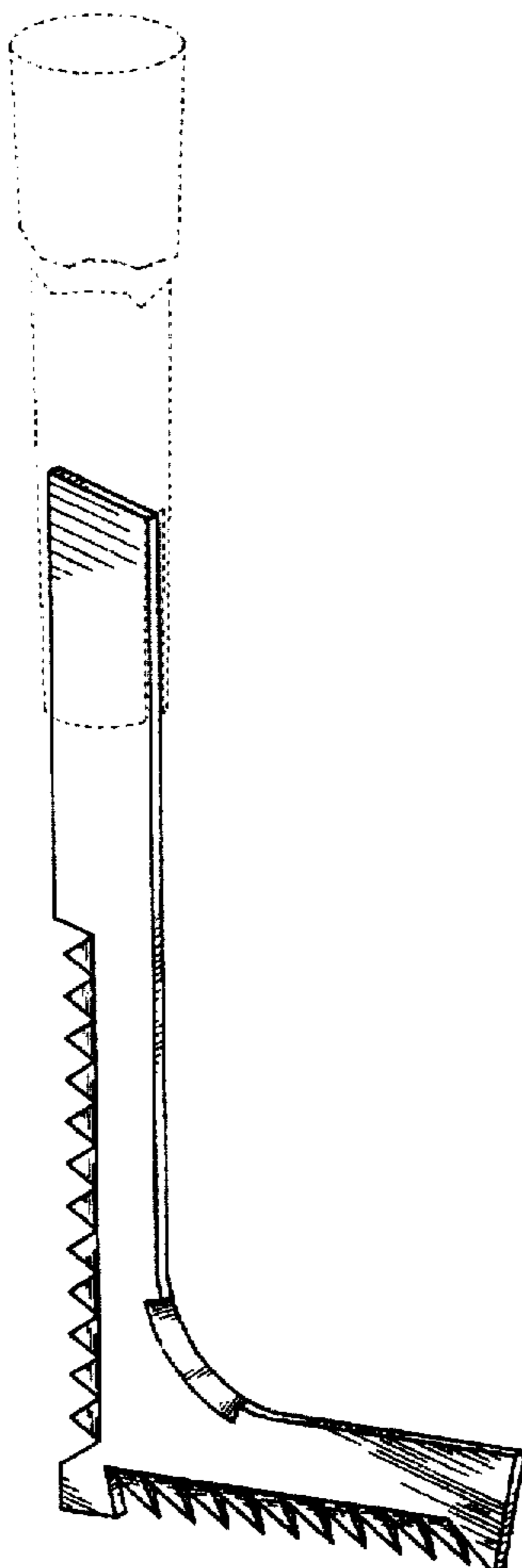
FIG. 6 is a bottom plan view thereof;

FIG. 7 is a rear elevational view thereof; and,

FIG. 8 is a front elevational view thereof.

The broken line showing of a human figure, grass and a handle is for illustrative purposes only and forms no part of the claimed design.

**1 Claim, 2 Drawing Sheets**



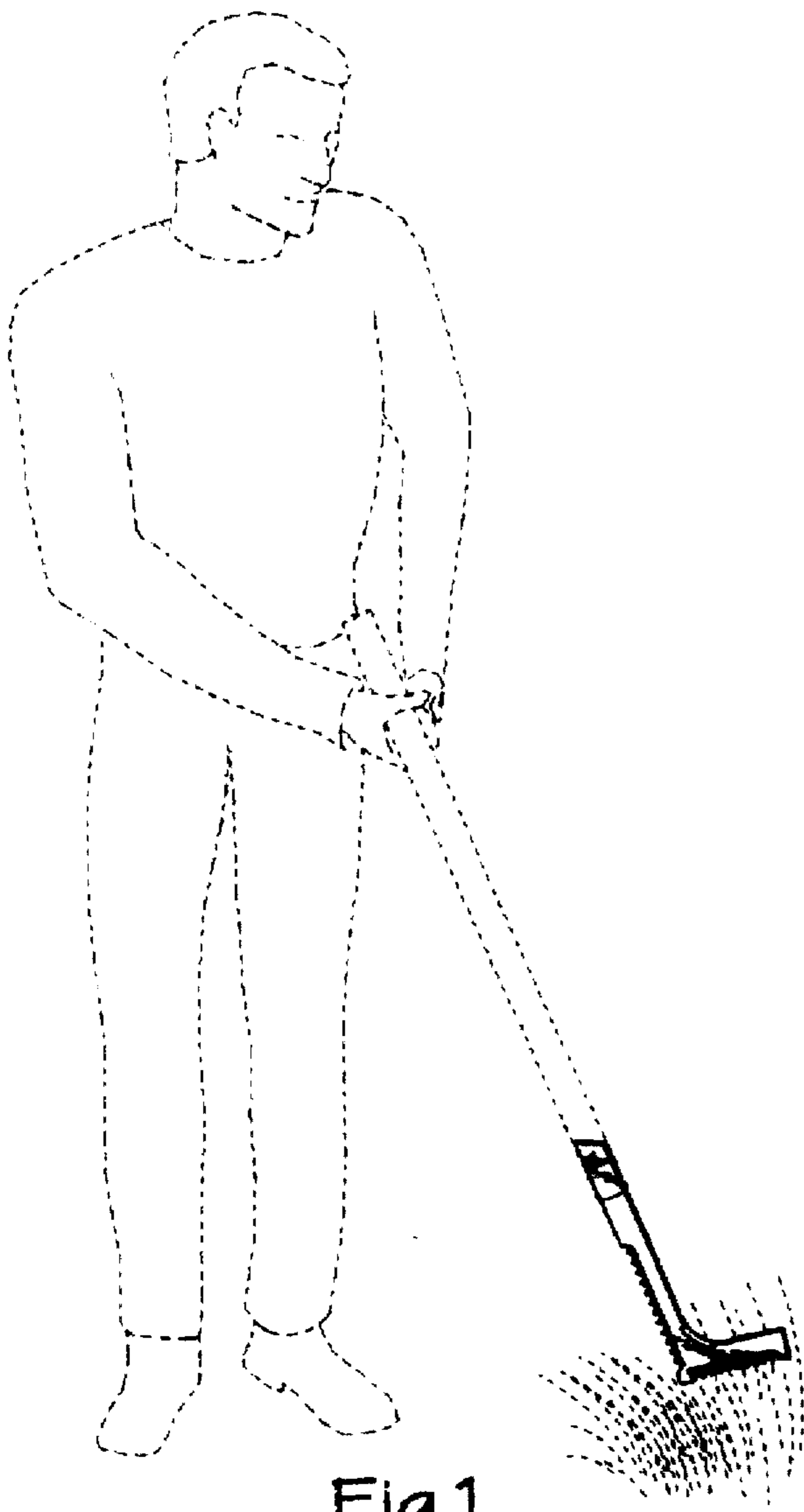


Fig. 1

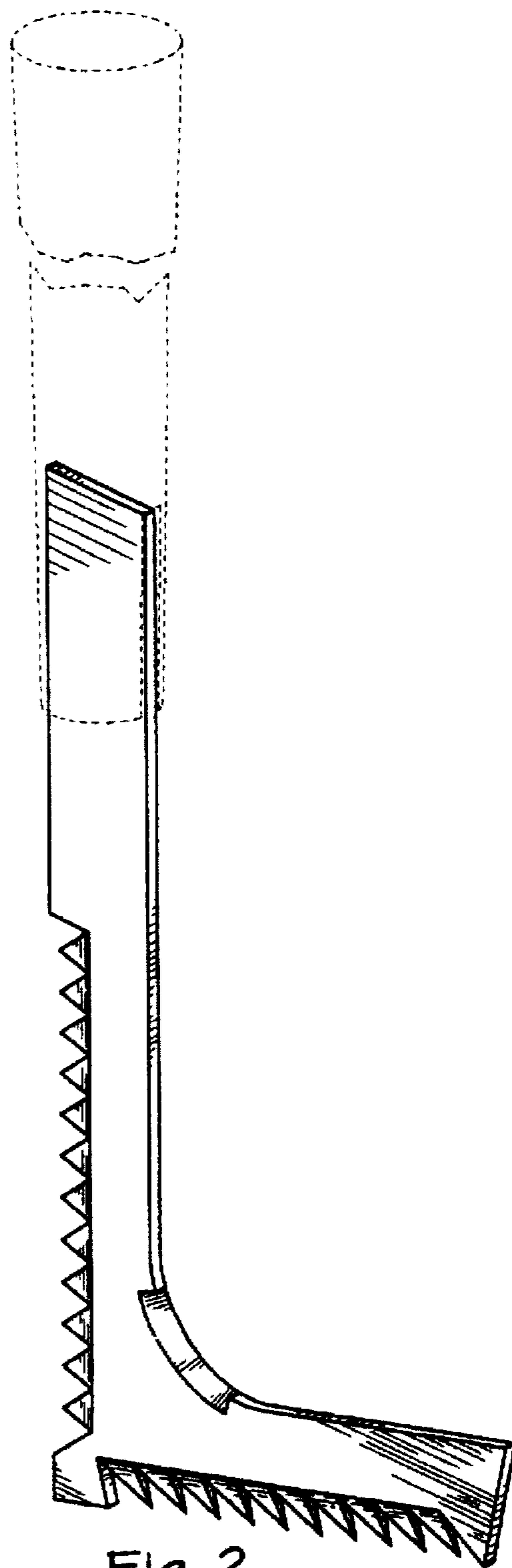


Fig. 2

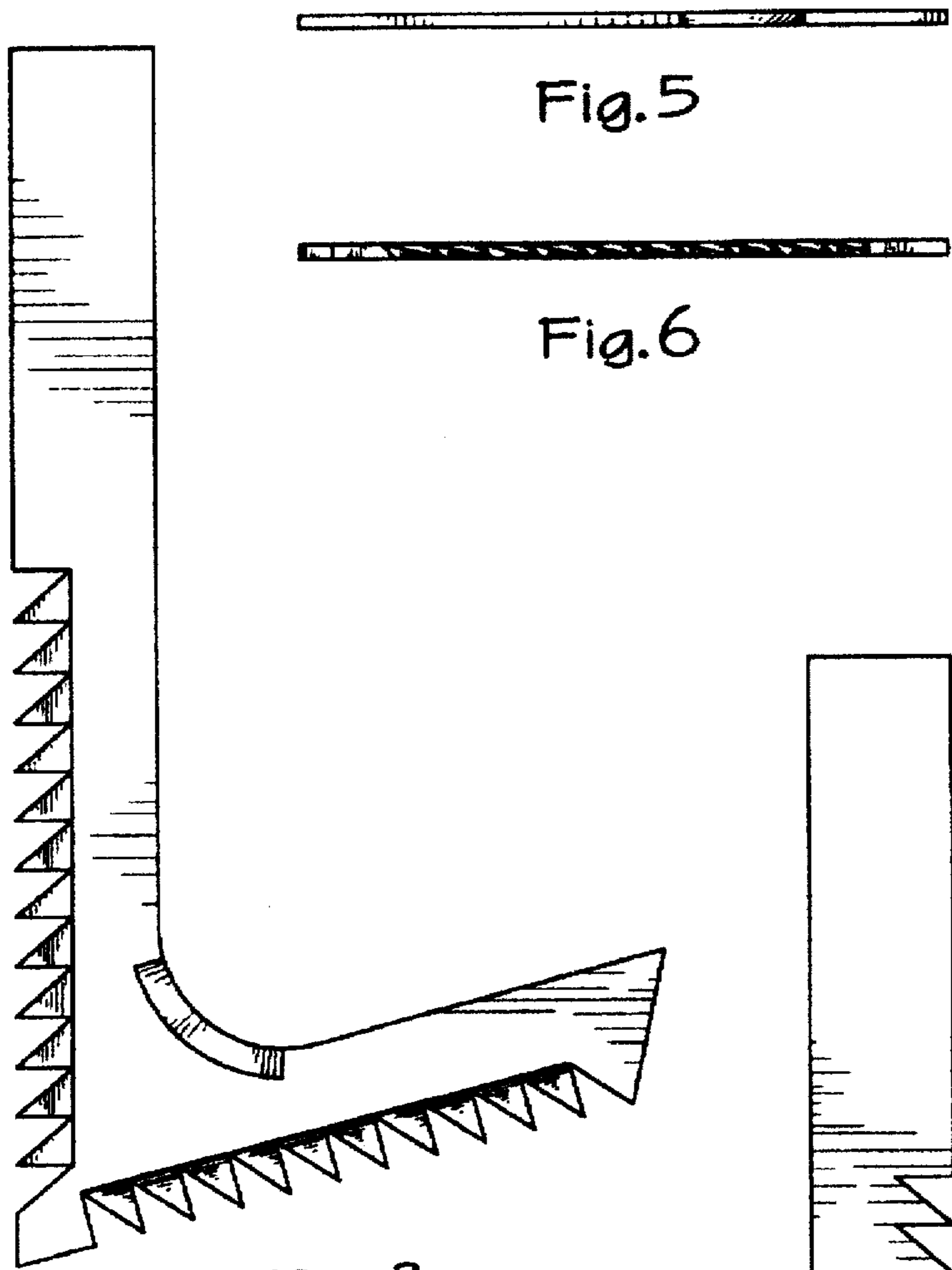


Fig. 3




Fig. 5



Fig. 6

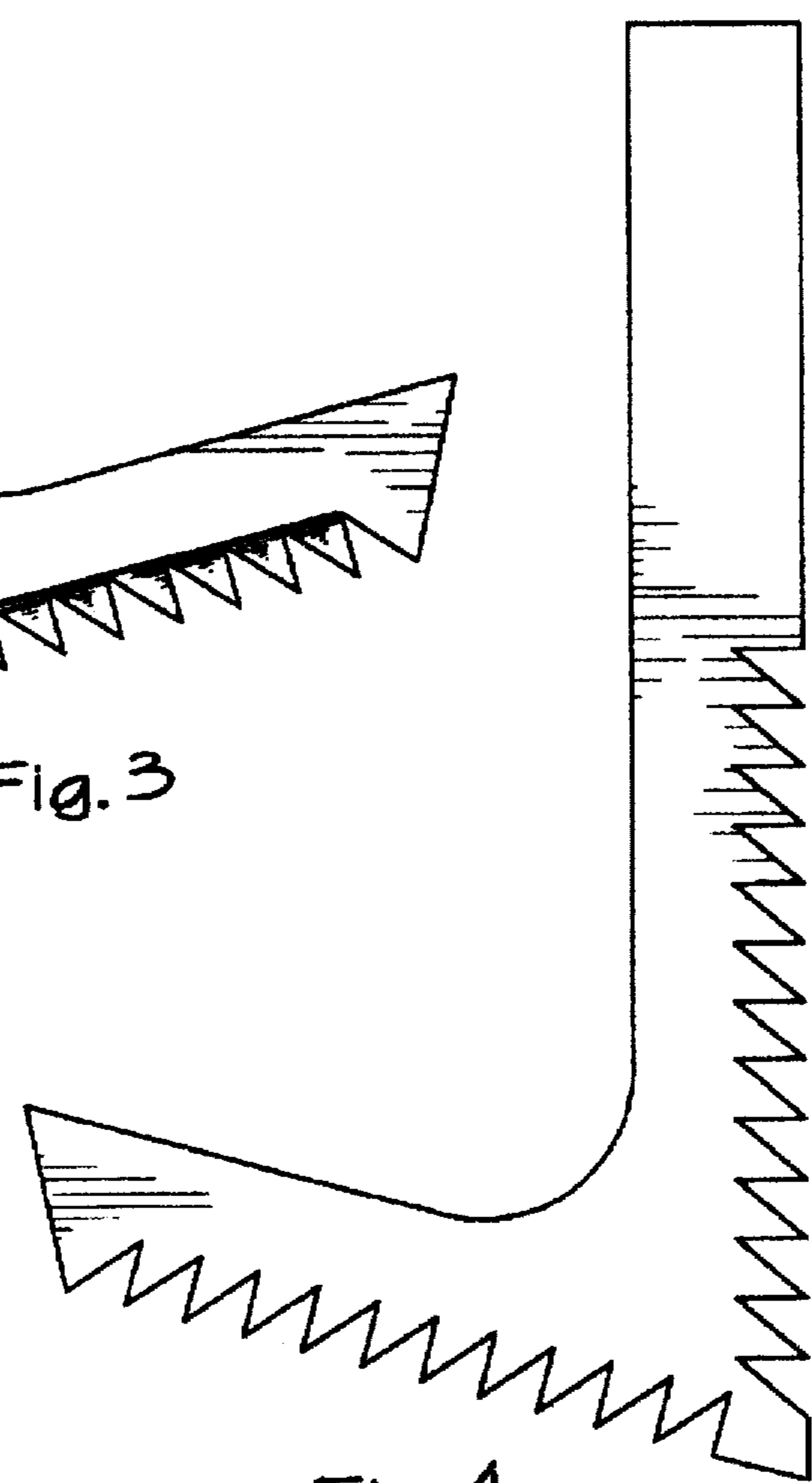


Fig. 4



Fig. 7



Fig. 8