



US00D392164S

United States Patent [19]
Bomgaars, Jr.

[11] **Patent Number: Des. 392,164**
[45] **Date of Patent: **Mar. 17, 1998**

[54] **LIMB TRIMMER**

[75] **Inventor: William E. Bomgaars, Jr., 4218
Chaminade Dr. SW., Grandville, Mich.
49418**

[73] **Assignee: William E. Bomgaars, Jr., Grandville,
Mich.**

[**] **Term: 14 Years**

[21] **Appl. No.: 37,474**

[22] **Filed: Apr. 13, 1995**

[51] **LOC (6) Cl. 08-01**

[52] **U.S. Cl. D8/9**

[58] **Field of Search D8/9, 107, 7; 30/166.3**

[56] **References Cited**

U.S. PATENT DOCUMENTS

D. 346,937	5/1994	Backman	D8/7
698,764	4/1902	Tyler	30/166.3
1,638,749	8/1927	Santoyo	D8/9 X
1,787,057	12/1930	Ward	30/166.3

OTHER PUBLICATIONS

Union Fork and Hoe catalog, Dec. 4, 1986, p. 41, pruning saw item No. 8 at top of page.
Hardware Age, Sep. 1985, p. 65, pruning saw item 312T in center of page.

Primary Examiner—Holly H. Baynham

[57] **CLAIM**

The ornamental design for the limb trimmer, as shown and described.

DESCRIPTION

FIG. 1 is a side elevation view of the limb trimmer embodying the new design with the opposite side being a mirror image;

FIG. 2 is an enlarged front elevation view thereof;

FIG. 3 is a rear elevation view of the handle and blade portion of the claimed design;

FIG. 4 is a top plan view thereof;

FIG. 5 is a bottom plan view thereof;

FIG. 6 is a right side elevation view thereof;

FIG. 7 is a left side elevation view thereof; and,

FIG. 8 is an exploded perspective view thereof.

The handle and blade portions are shown detached for clarity of illustration.

1 Claim, 2 Drawing Sheets





FIG. 1




FIG. 2



FIG. 3




FIG. 4



FIG. 5




FIG. 6




FIG. 7

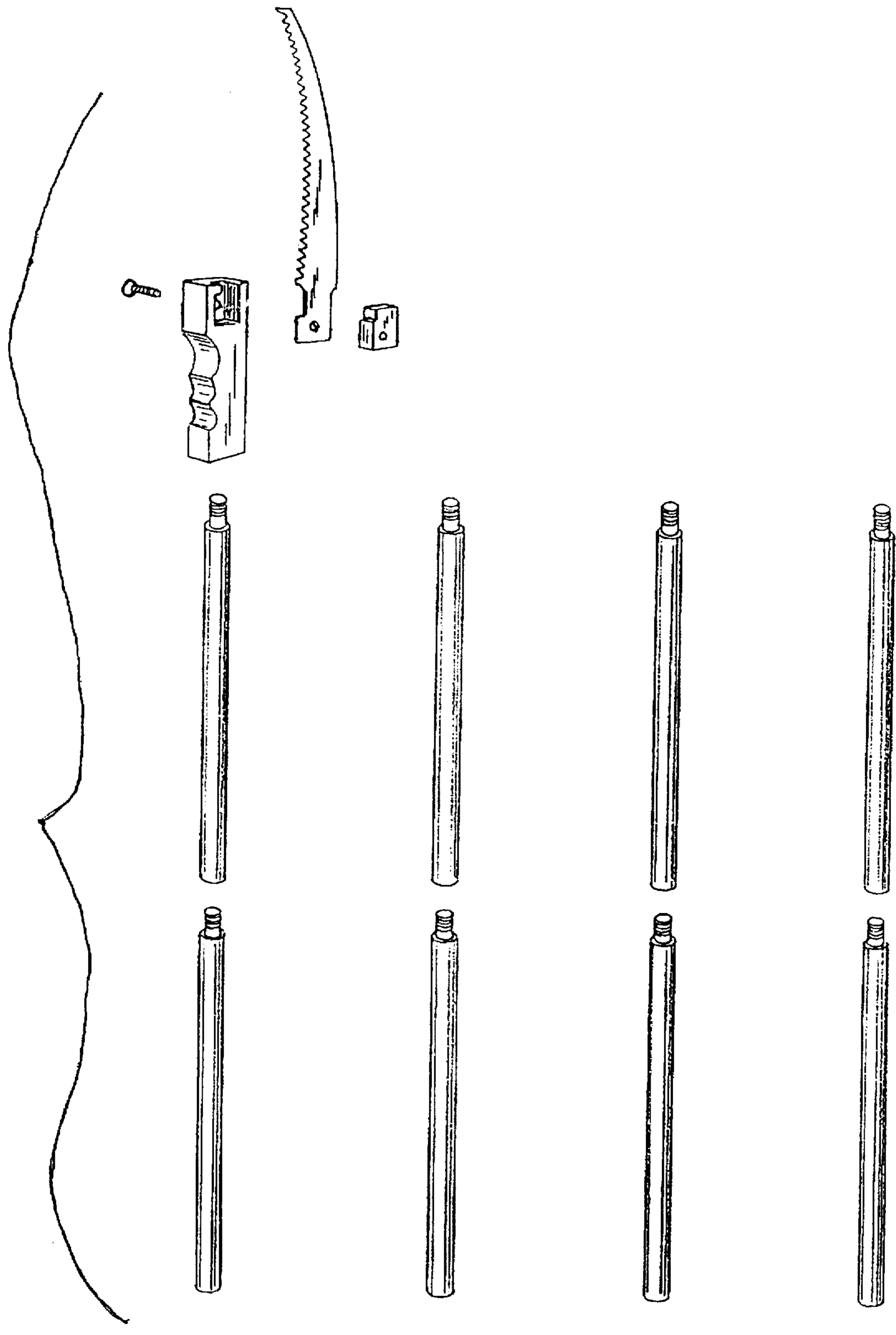


FIG. 8