



US00D392156S

United States Patent [19]

Michael

[11] Patent Number: **Des. 392,156**

[45] Date of Patent: ****Mar. 17, 1998**

[54] COMBINED FOOD AND GLASS HOLDER FOR STEMWARE

[76] Inventor: **Emad Michael**, 97 Seville Drive, Dollard-des-Ormeaux P. Quebec, Canada, H9B 2V9

[**] Term: **14 Years**

[21] Appl. No.: **72,711**

[22] Filed: **Jun. 23, 1997**

Related U.S. Application Data

[63] Continuation of Ser. No. 749,410, Nov. 15, 1996.

[51] LOC (6) Cl. **07-01**

[52] U.S. Cl. **D7/546; D7/553; D7/555**

[58] Field of Search **D7/550, 602, 553, D7/622, 555, 505, 549, 546, 507, 566; 206/562; 220/23, 83; 248/311.2**

[56] References Cited

U.S. PATENT DOCUMENTS

D. 194,114	11/1962	Graham	D7/549
D. 270,324	8/1983	French	D7/505
D. 291,957	9/1987	Stevens	D7/505
D. 307,529	5/1990	Baetens	D7/549 X
D. 308,461	6/1990	Hosea	D7/549
D. 331,860	12/1992	Stanfield	D7/555 X
D. 342,190	12/1993	Devitt	D7/549
D. 351,085	10/1994	Schmidt	D7/555 X
D. 359,885	7/1995	Yanuzzi	D7/549 X
D. 366,598	1/1996	Geddes	D7/549 X
D. 373,052	8/1996	Di Biase	D7/555
D. 376,297	12/1996	Jacobson	D7/553

D. 379,747	6/1997	Carter	D7/555 X
421,264	2/1890	Gibbons	D7/555 X
2,295,860	9/1942	Oliver	D7/544 X
4,516,685	5/1985	French	220/23.83
4,607,758	8/1986	Stevens	220/23.83
5,085,391	2/1992	Berger et al.	220/23.83 X
5,110,170	5/1992	Boatwright	220/23.83 X
5,114,038	5/1992	Quensen	D7/549

FOREIGN PATENT DOCUMENTS

2142656 4/1996 Canada .

OTHER PUBLICATIONS

Copies of photographs of prior art device.

Primary Examiner—M. N. Pandozzi
Attorney, Agent, or Firm—Julian B. Swann

[57] CLAIM

The ornamental design for a combined food and glass holder for stemware, as shown and described.

DESCRIPTION

FIG. 1 is a top view of a combined food and glass holder showing my new design;

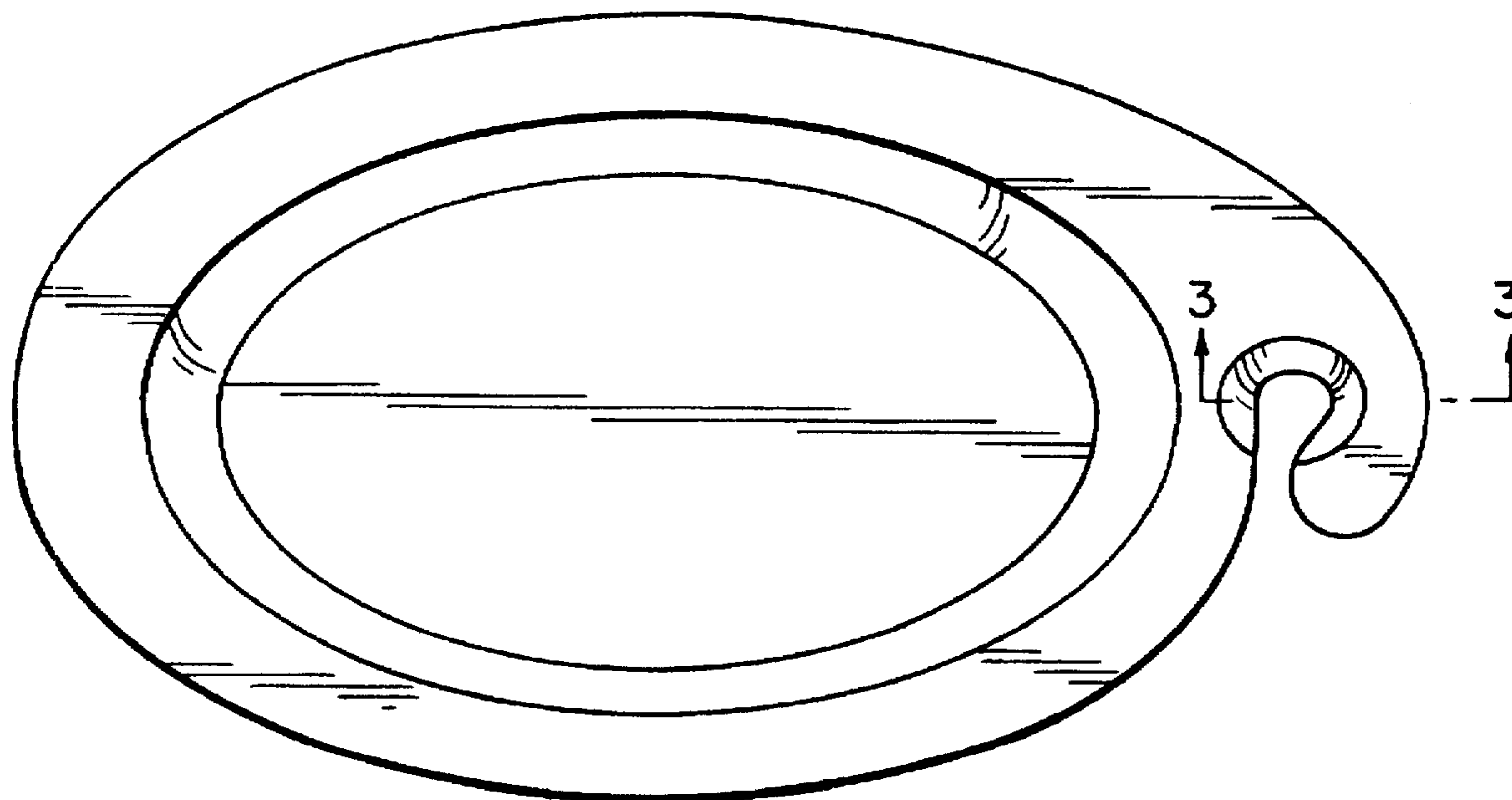
FIG. 2 is a side elevational view thereof;

FIG. 3 is a fragmentary sectional view thereof, taken along lines 3—3 of FIG. 1, shown broken away for ease of illustration; and,

FIG. 4 is a bottom view of the same combined food plate and glass holder.

The broken line showing of a glass in FIG. 2 is for illustrative purposes only and forms no part of the claimed design.

1 Claim, 2 Drawing Sheets



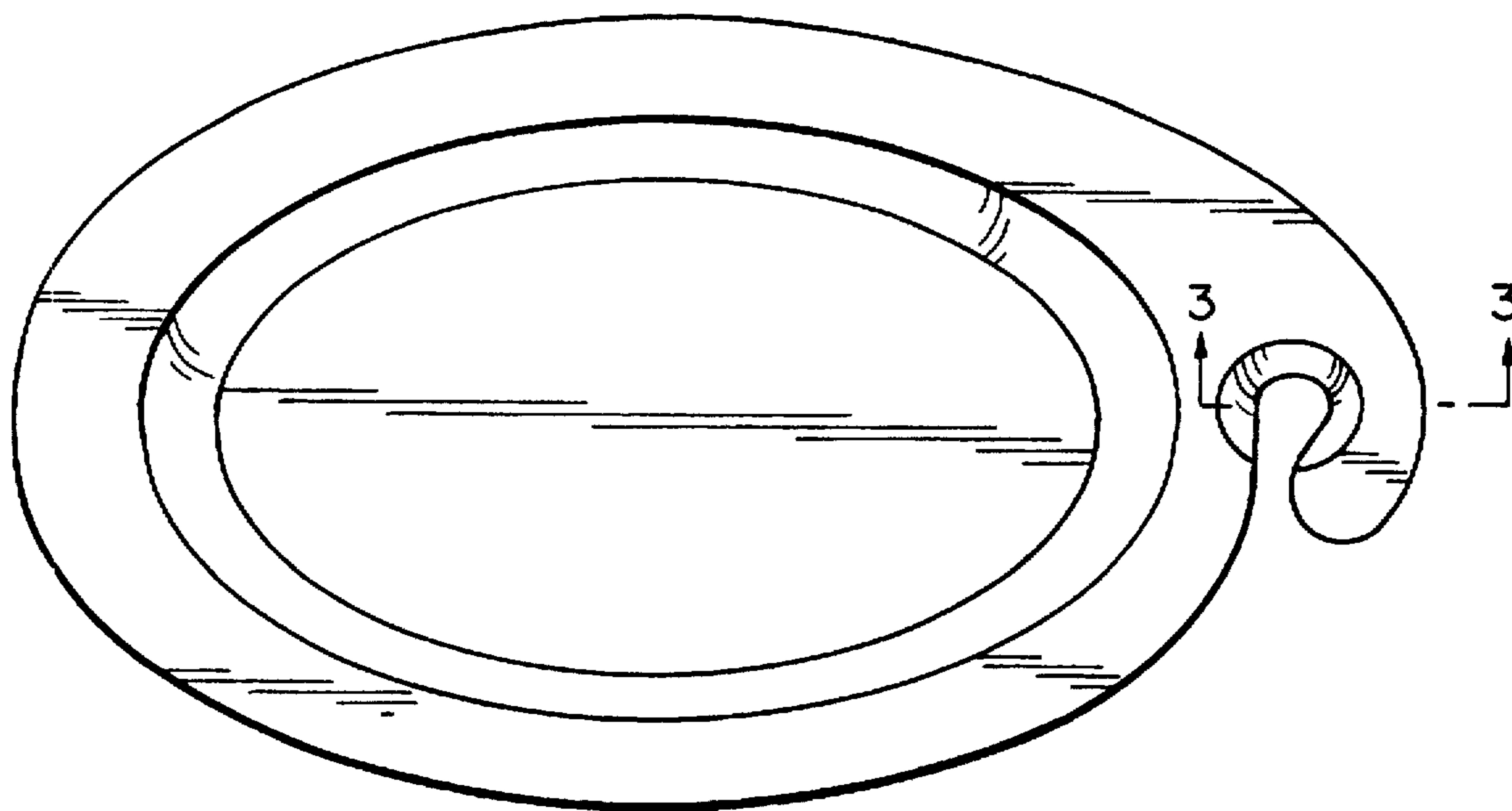


FIG. 1

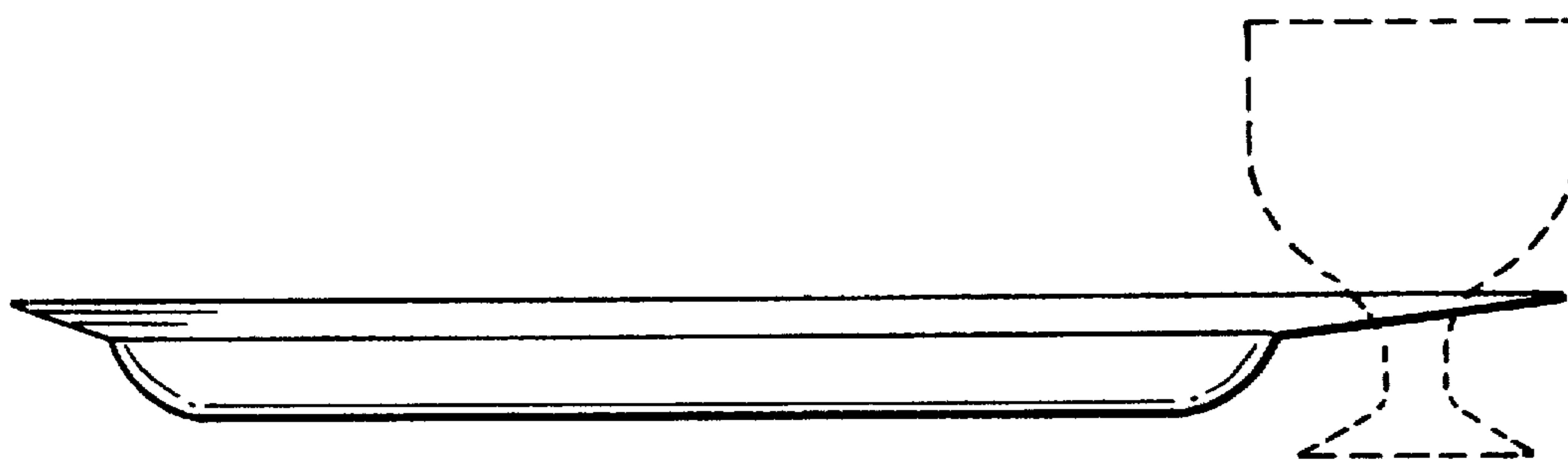


FIG. 2




FIG. 3

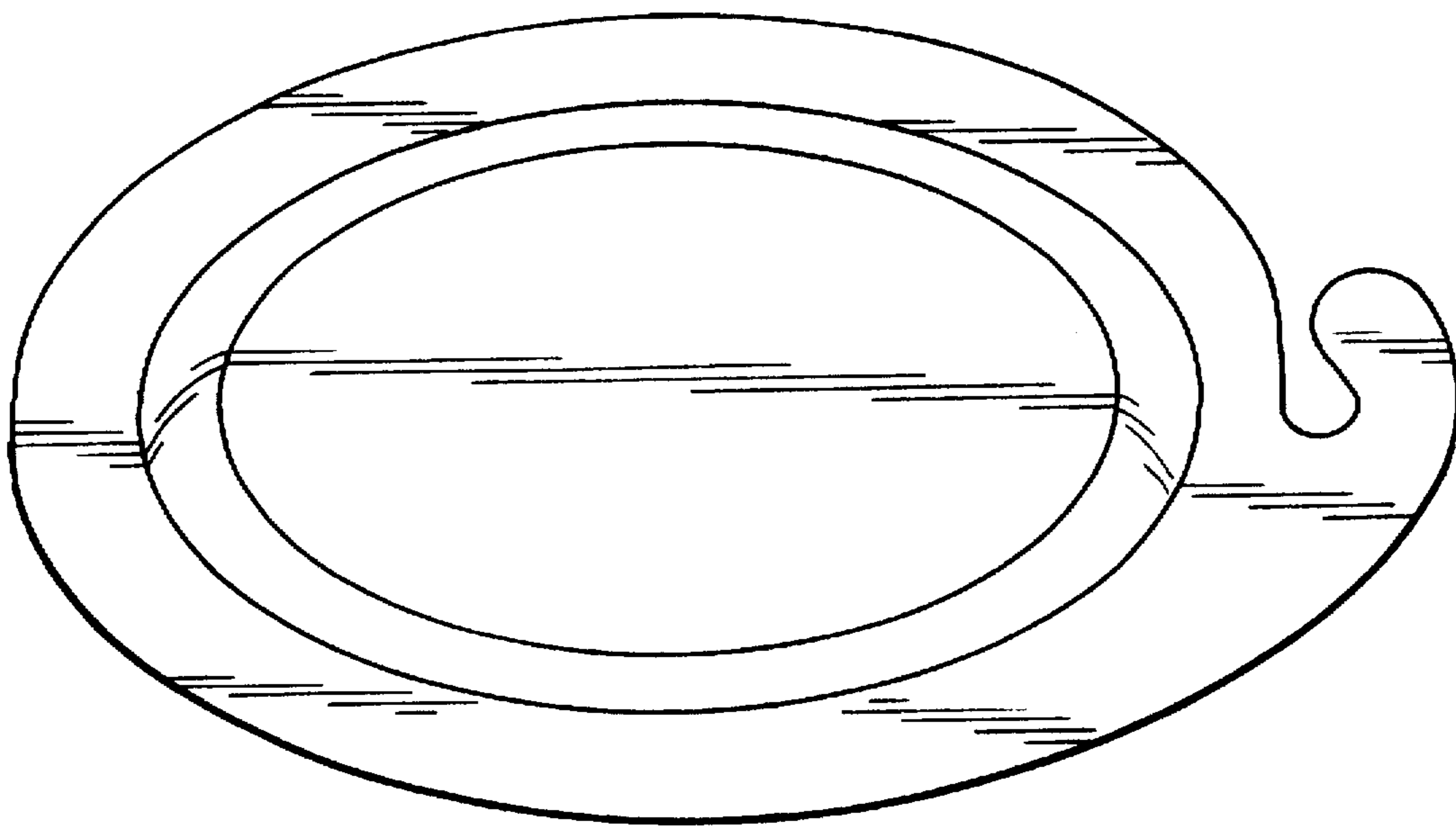


FIG. 4