



US00D392154S

United States Patent [19]

Ferrara, Jr.

[11] Patent Number: Des. 392,154

[45] Date of Patent: **Mar. 17, 1998

[54] UTILITY LIGHTER

[75] Inventor: Daniel A. Ferrara, Jr., Bantam, Conn.

[73] Assignee: BIC Corporation, Milford, Conn.

[**] Term: 14 Years

[21] Appl. No.: 57,939

[22] Filed: Aug. 5, 1996

[51] LOC (6) Cl. 27-05

[52] U.S. Cl. D7/416; D27/154

[58] Field of Search D7/416; D27/131,
D27/141, 143, 154, 155; 431/344, 366,
345; 126/25 B

[56] References Cited

U.S. PATENT DOCUMENTS

D. 245,872	9/1977	Plozner	D7/416
D. 258,840	4/1981	Plozner	D7/416
D. 354,196	1/1995	Inoue	D7/416
3,520,647	7/1970	Van Poppel	.	
3,947,731	3/1976	Vainer	.	
4,222,734	9/1980	Nolf	.	
4,253,818	3/1981	Ogawa et al.	.	
4,253,820	3/1981	Roosa	.	
4,259,059	3/1981	Roosa et al.	.	
4,273,528	6/1981	Gobelt	.	
4,292,021	9/1981	Miyagawa	.	
4,389,187	6/1983	Sims	.	
4,462,791	7/1984	Hayden	.	
4,538,983	9/1985	Zeller et al.	.	
5,135,388	8/1992	Pettit	.	
5,154,601	10/1992	Lloveras Capilla	.	
5,199,865	4/1993	Liang	.	
5,222,889	6/1993	Hsu	.	
5,326,256	7/1994	Shike	.	

FOREIGN PATENT DOCUMENTS

DM/034 000 7/1995 Spain .

OTHER PUBLICATIONS

EPA, Lighter.

Primary Examiner—Susan J. Lucas

Assistant Examiner—Jennifer Register

Attorney, Agent, or Firm—Pennie & Edmonds LLP

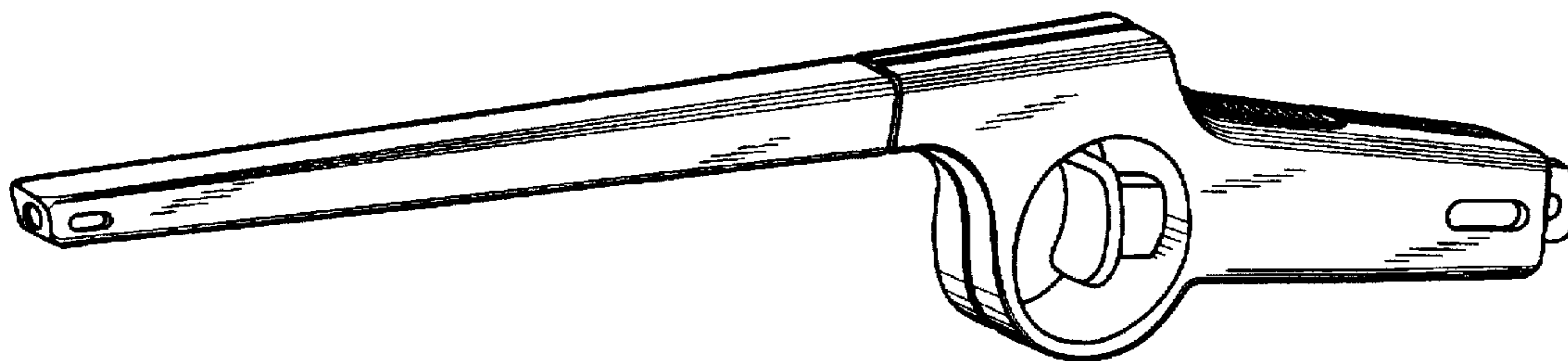
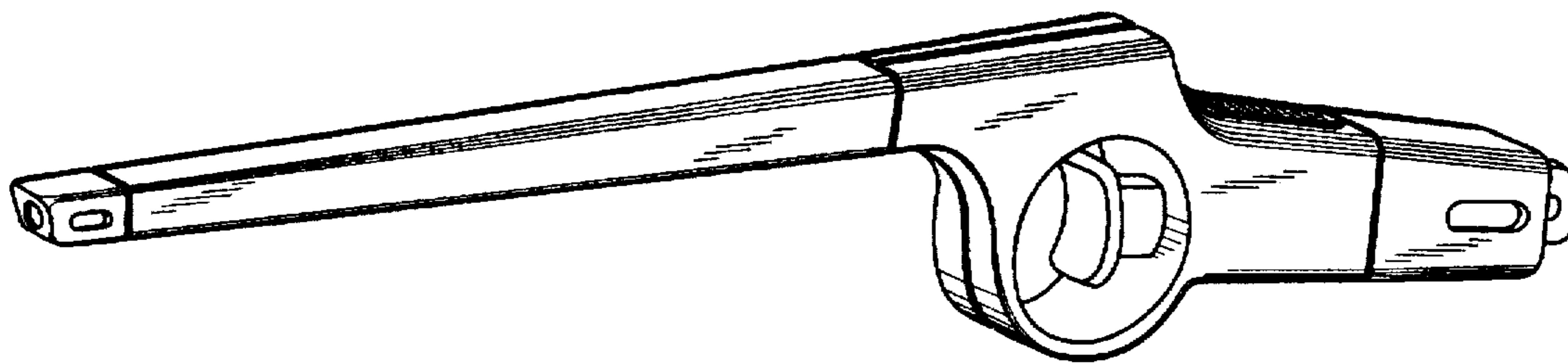
[57] CLAIM

The ornamental design for a utility lighter, as shown and described.

DESCRIPTION

FIG. 1 is a front elevational view of a first embodiment of a utility lighter illustrating my new design; FIG. 2 is a front view of the utility lighter shown in FIG. 1; FIG. 3 is a top view of the utility lighter shown in FIG. 1; FIG. 4 is a bottom view of the utility lighter shown in FIG. 1; FIG. 5 is an end view of the utility lighter shown in FIG. 1; FIG. 6 is the other end view of the utility lighter shown in FIG. 1; FIG. 7 is a front elevational view of a second embodiment of a utility lighter illustrating my new design; FIG. 8 is a front view of the utility lighter shown in FIG. 7; FIG. 9 is a top view of the utility lighter shown in FIG. 7; FIG. 10 is a bottom view of the utility lighter shown in FIG. 7; FIG. 11 is an end view of the utility lighter shown in FIG. 7; and, FIG. 12 is the other end view of the utility lighter shown in FIG. 7.

1 Claim, 6 Drawing Sheets



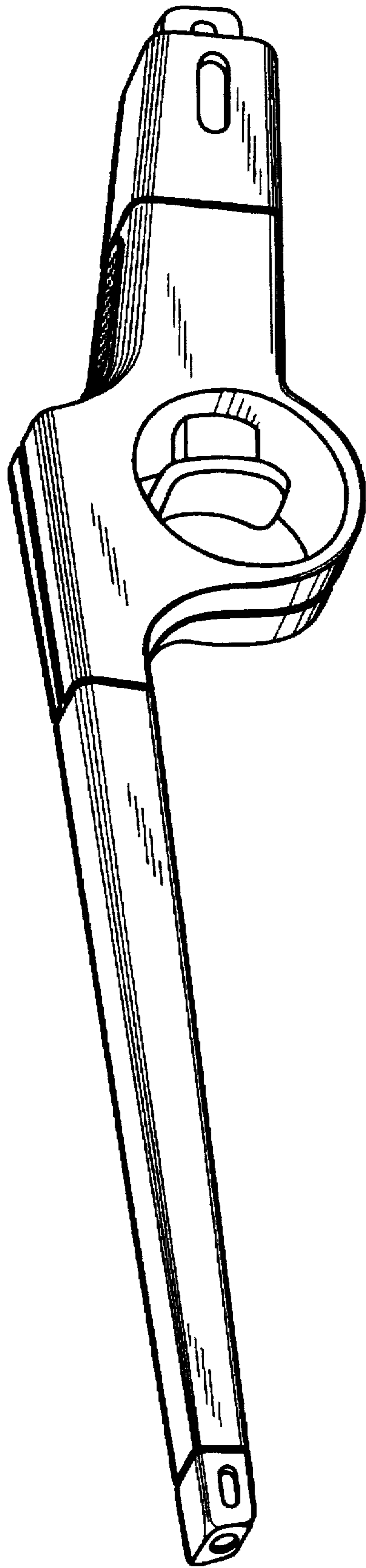


FIG 1

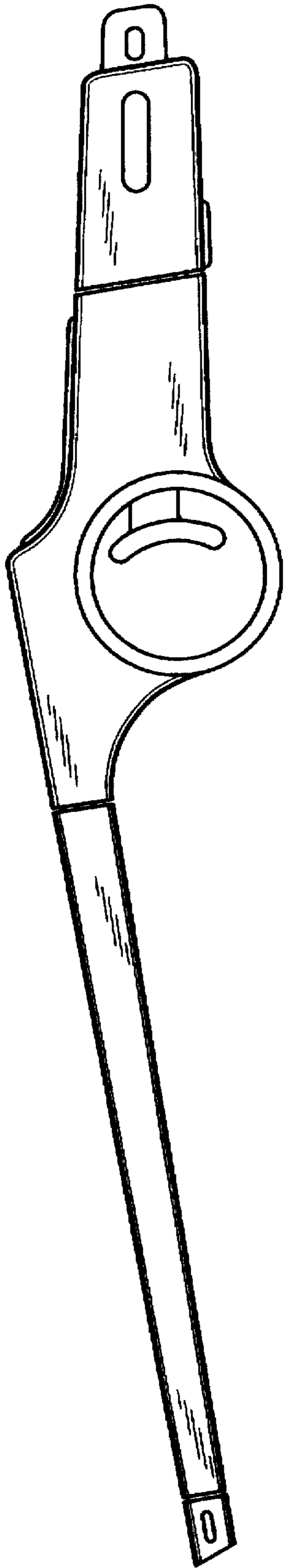


FIG 2

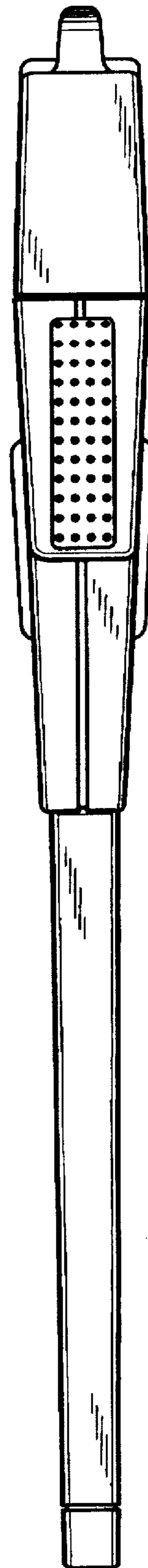


FIG 3

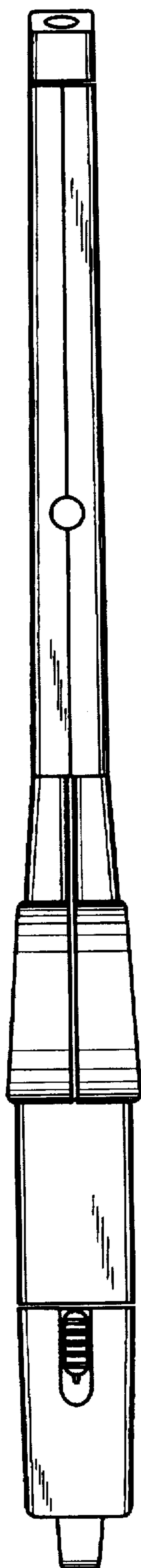


FIG 4

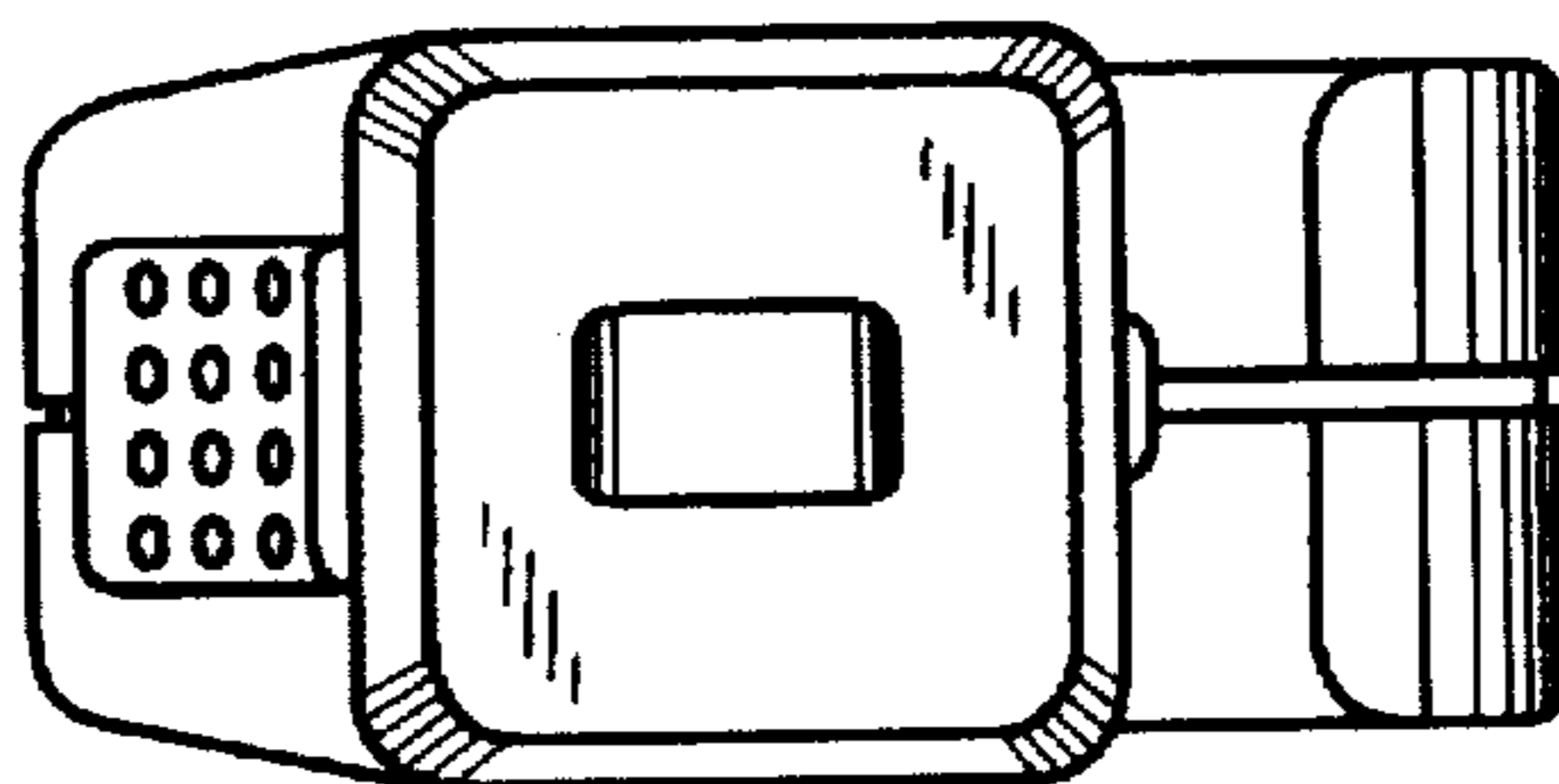


FIG 6




FIG 5

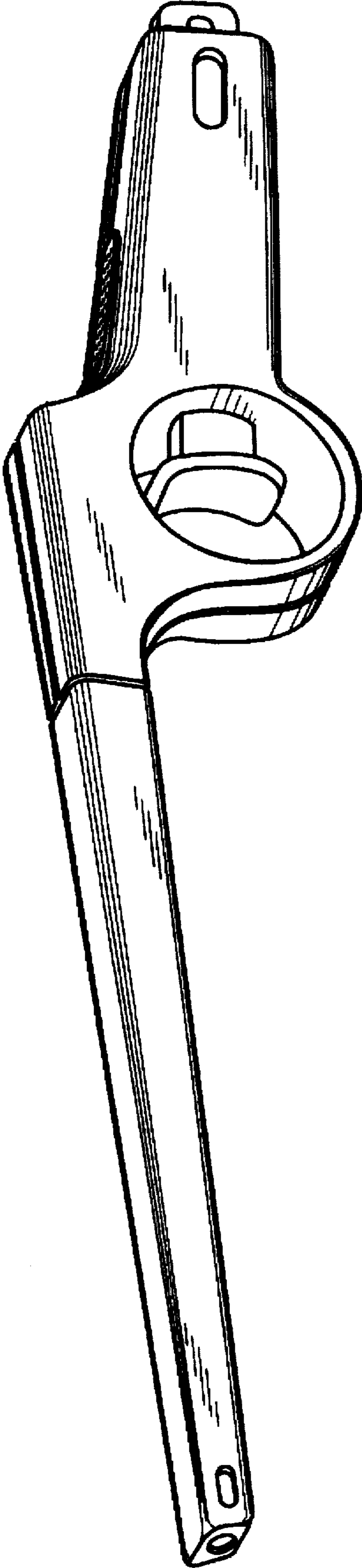


FIG 7

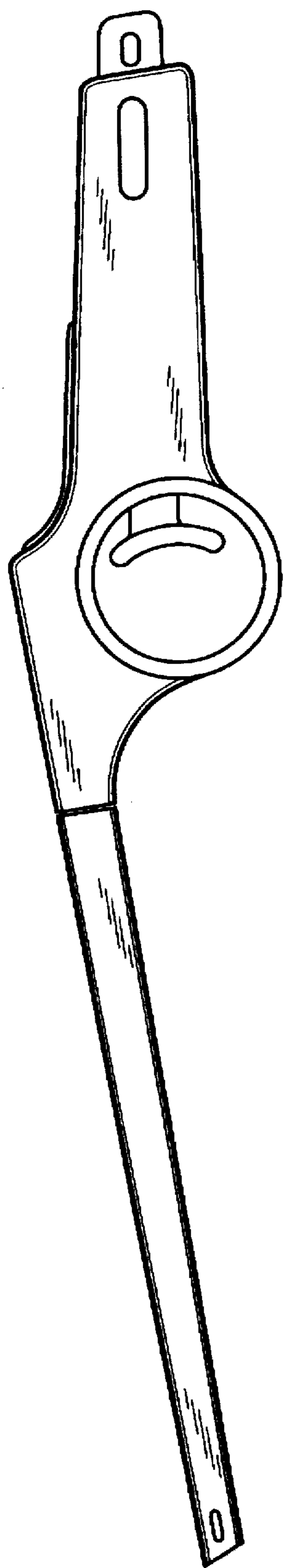


FIG 8

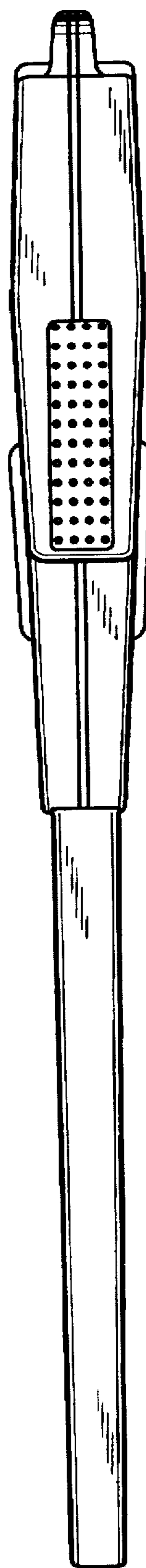


FIG 9

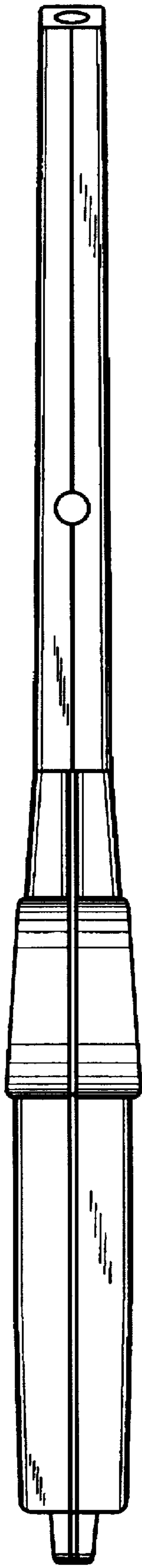


FIG 10




FIG 11

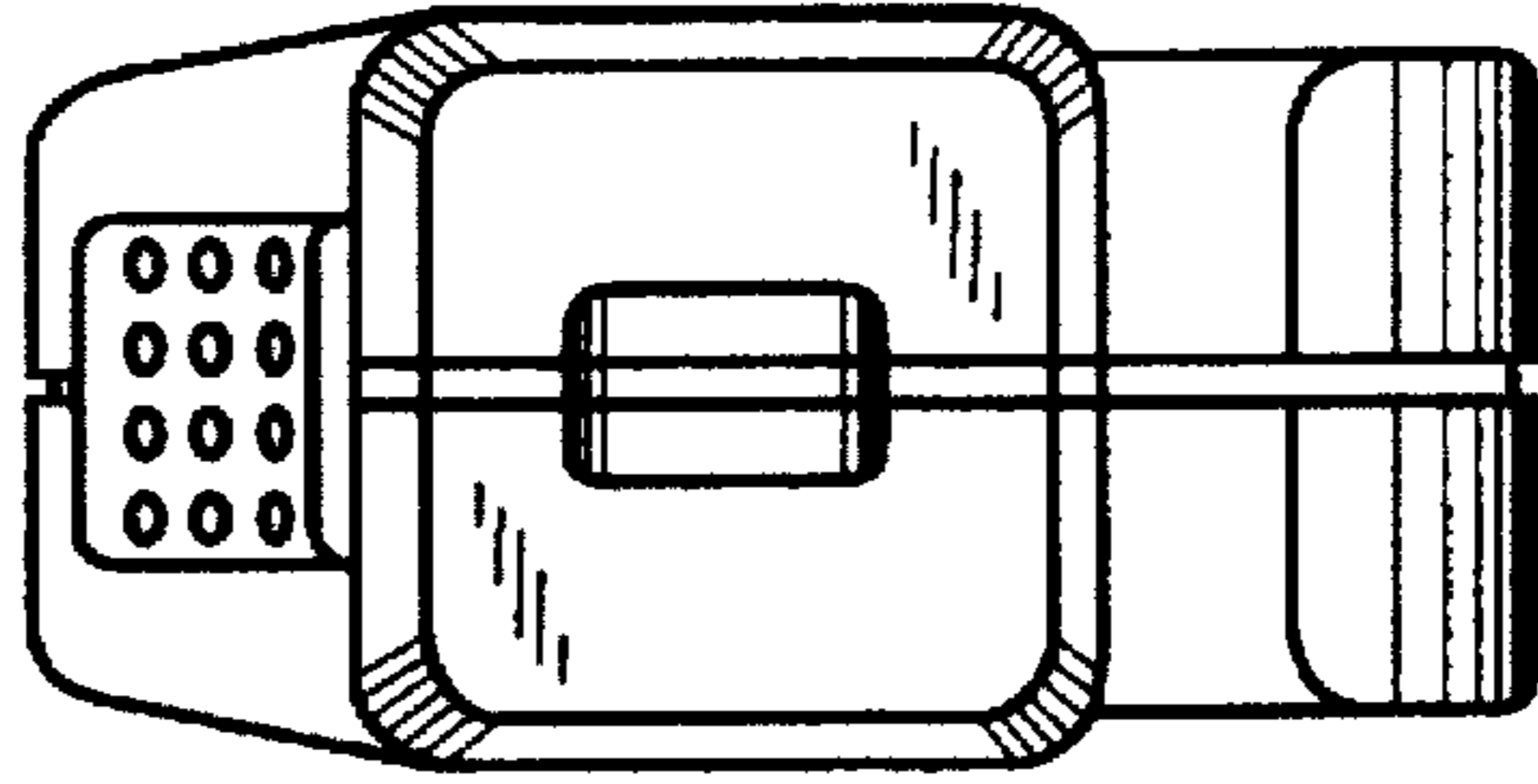


FIG 12