



US00D392153S

# United States Patent [19] Wright

[11] Patent Number: **Des. 392,153**  
[45] Date of Patent: **\*\*Mar. 17, 1998**

## [54] INTERCHANGEABLE WAFFLE PLATES

[76] Inventor: **Charles V. Wright**, 109 Prentice Rd.,  
Whitinsville, Mass. 01588

[\*\*] Term: **14 Years**

[21] Appl. No.: **65,647**

[22] Filed: **Jan. 31, 1997**

[51] LOC (6) Cl. .... **07-02**

[52] U.S. Cl. .... **D7/410**

[58] Field of Search ..... **D7/323, 352, 353,**  
**D7/410, 672; 99/372, 375, 380**

### [56] References Cited

#### U.S. PATENT DOCUMENTS

D. 93,917	11/1934	Eyrick	.....	D7/410
D. 202,959	11/1965	Carpenter	.....	D7/352 X
D. 202,960	11/1965	Carpenter	.....	D7/410
D. 202,961	11/1965	Carpenter	.....	D7/352 X
D. 223,006	2/1972	Price	.....	D7/352 X
D. 237,935	12/1975	Nygren	.....	D7/410

D. 345,487	3/1994	Vitantonio	.....	D7/410
1,336,734	4/1920	Graff	.....	D7/352 X
1,553,989	9/1925	Cook	.....	D7/352 X

*Primary Examiner*—Caron D. Veynar  
*Attorney, Agent, or Firm*—Dennis H. Lambert, Esq.

### [57] CLAIM

The ornamental design for interchangeable waffle plates, as shown and described.

### DESCRIPTION

FIG. 1 is a front, top and side perspective view of the interchangeable waffle plates embodying the design of the present invention;

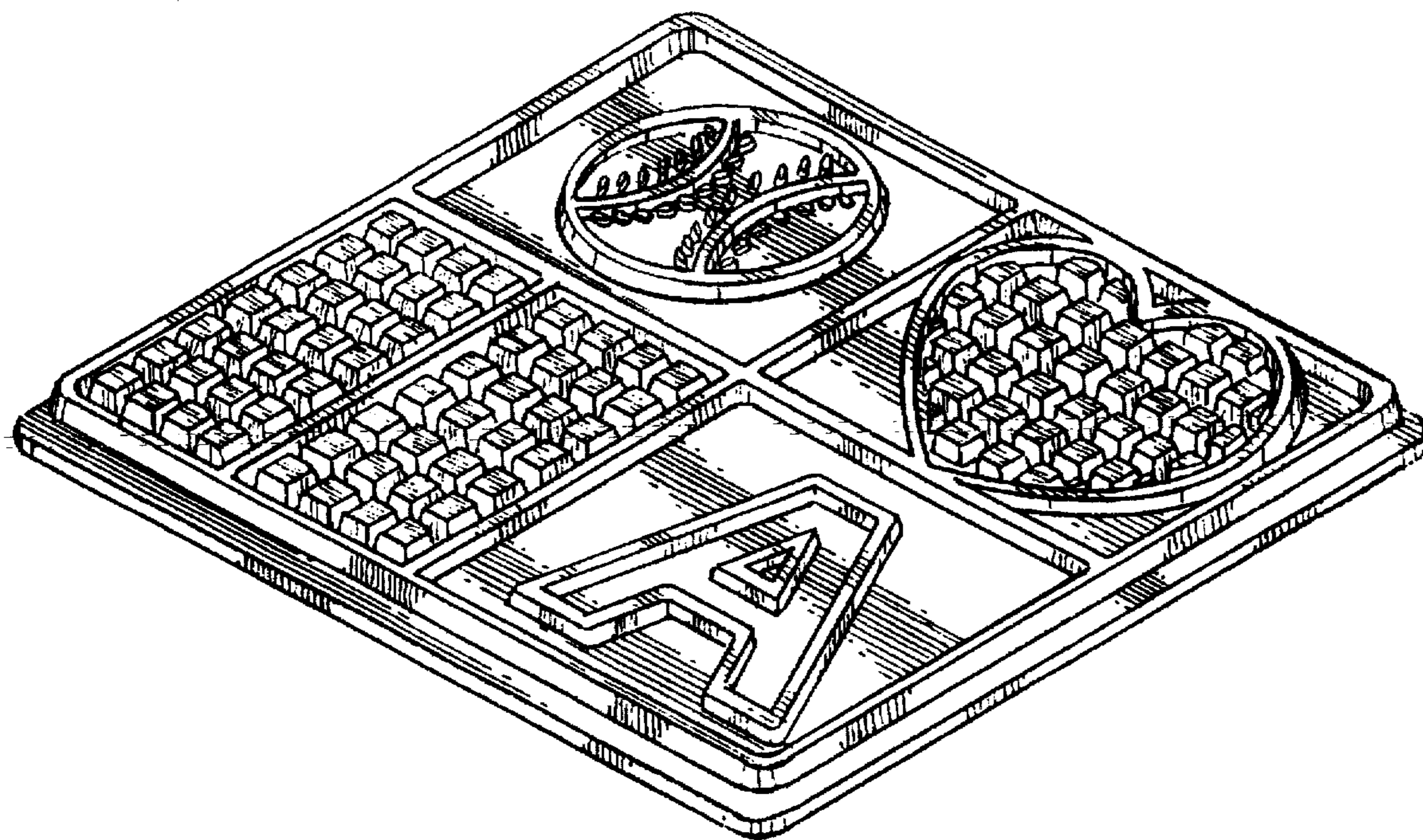
FIG. 2 is a front elevational view thereof, the rear view being a mirror image thereof;

FIG. 3 is a side elevational view thereof, the opposite side view being a mirror image thereof;

FIG. 4 is a top plan view thereof; and,

FIG. 5 is a bottom plan view thereof.

**1 Claim, 2 Drawing Sheets**






FIG. 1



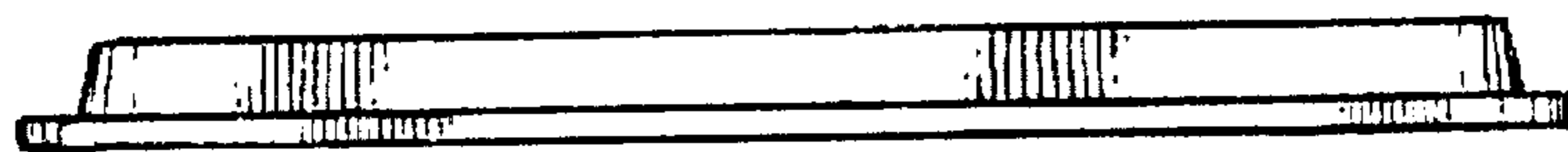


FIG. 2




FIG. 3




FIG. 4




FIG. 5