



US00D392147S

United States Patent [19]

[11] Patent Number: **Des. 392,147**

Gervais et al.

[45] Date of Patent: ****Mar. 17, 1998**

[54] **SIMPLIFIED TAPE CARTRIDGE RACK**

[75] Inventors: **William J. Gervais**, Northridge;
William J. Lurie, Jr., Calabasas; **Mark H. Helmick**, Ventura, all of Calif.

[73] Assignee: **Qualstar Corporation**, Canoga Park, Calif.

[**] Term: **14 Years**

[21] Appl. No.: **68,907**

[22] Filed: **Apr. 4, 1997**

[51] LOC (6) Cl. **06-04**

[52] U.S. Cl. **D6/630; D14/108; D14/217**

[58] Field of Search D14/108, 109,
D14/107, 217, 299; 360/90-93; 369/34,
36; D6/407, 466-468, 477-479, 626-635;
209/387.1, 387.15, 308.1, 425; 312/9.9,
9.1-9.64; 211/40, 41.1, 41.4, 41.12

4,592,610	6/1986	Bowls .	
4,700,846	10/1987	Schroder .	
4,730,735	3/1988	Lechner .	
4,776,623	10/1988	Manning	211/40 X
4,779,730	10/1988	Hartsfield .	
4,850,485	7/1989	Ishikawa	206/387.15
4,972,277	11/1990	Sills et al. .	
4,984,106	1/1991	Herger et al. .	
5,021,902	6/1991	Ishkawa et al.	360/91 X
5,034,833	7/1991	Marlowe .	
5,059,772	10/1991	Younglove .	
5,097,946	3/1992	Emrich	206/308.1
5,103,986	4/1992	Marlowe .	
5,161,682	11/1992	Seifert et al.	211/40 X
5,191,983	3/1993	Hardy	206/308.1
5,231,552	7/1993	Schneider et al.	360/92
5,237,467	8/1993	Marlowe .	
5,247,406	9/1993	Apple et al.	369/34 X
5,416,653	5/1995	Marlowe .	
5,532,888	7/1996	Acosta et al.	360/92
5,636,752	6/1997	Gallagher	206/387.15 X
5,659,440	8/1997	Acosta et al.	360/92

Primary Examiner—Jeffrey Asch

[56] **References Cited**

U.S. PATENT DOCUMENTS

D. 257,496	11/1980	Berkman .	
D. 308,607	6/1990	Price et al.	D6/407
D. 319,638	9/1991	Marotti et al.	D14/108
D. 337,760	7/1993	Schneider	D14/109
D. 361,687	8/1995	Dow et al.	D6/629
3,736,036	5/1973	Mathus .	
3,770,333	11/1973	Cusker .	
3,889,817	6/1975	Berkman .	
3,907,116	9/1975	Wolf et al. .	
3,977,523	8/1976	Cousino	206/387.15
4,003,468	1/1977	Berkman .	
4,361,861	11/1982	Spapens .	
4,366,903	1/1983	Gaiser et al. .	
4,411,481	10/1983	Berkman .	
4,574,959	3/1986	Hollett .	

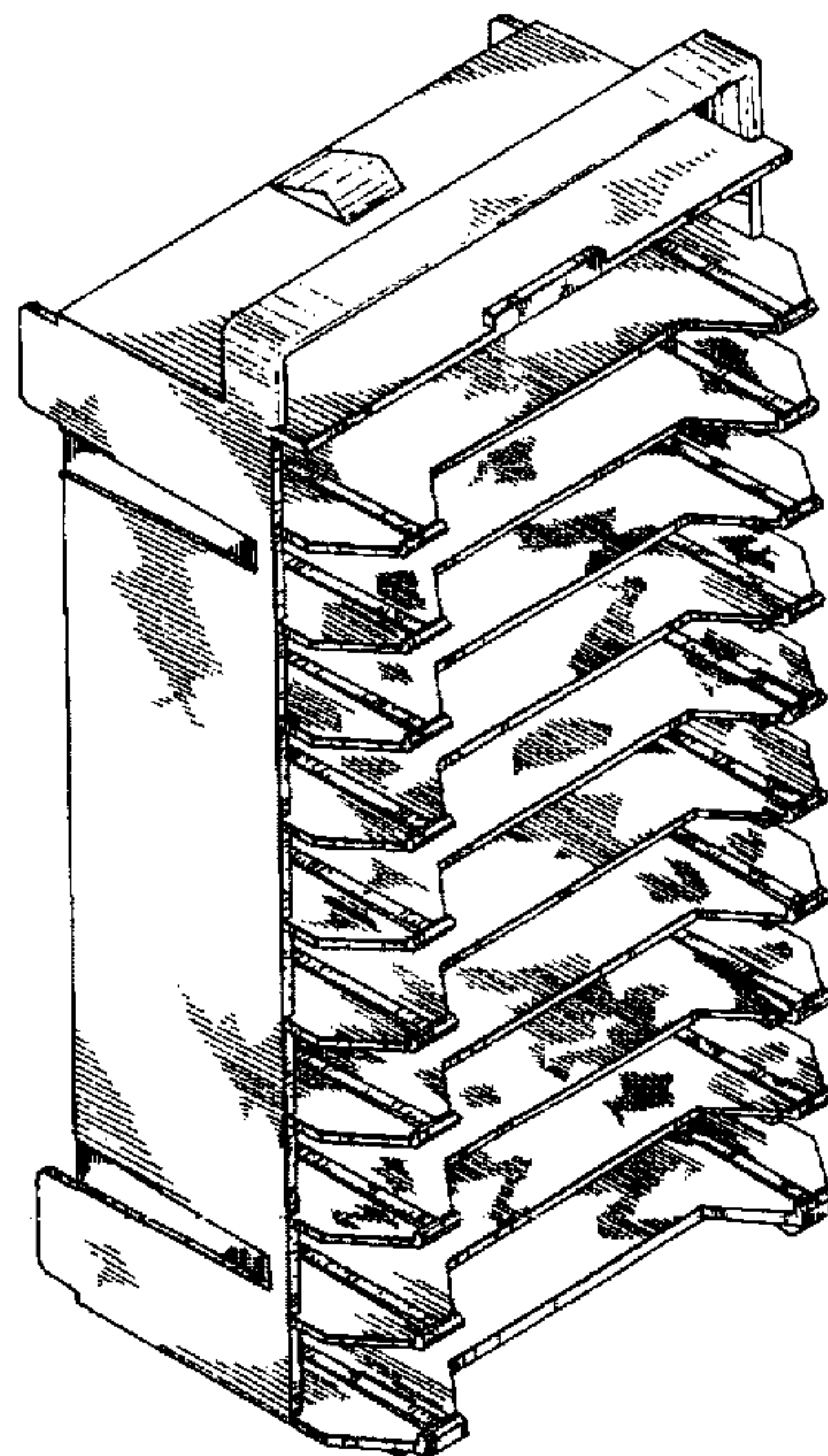
[57] **CLAIM**

The ornamental design for a simplified tape cartridge rack, as shown.

DESCRIPTION

FIG. 1 is a perspective view of the front of the simplified tape cartridge rack in accordance with the present design; FIG. 2 is a front view of the simplified tape cartridge rack; FIG. 3 is a back view of the simplified tape cartridge rack; FIG. 4 is a side view of the simplified tape cartridge rack; FIG. 5 is a top view of the simplified tape cartridge rack; and, FIG. 6 is a bottom view of the simplified tape cartridge rack.

1 Claim, 5 Drawing Sheets



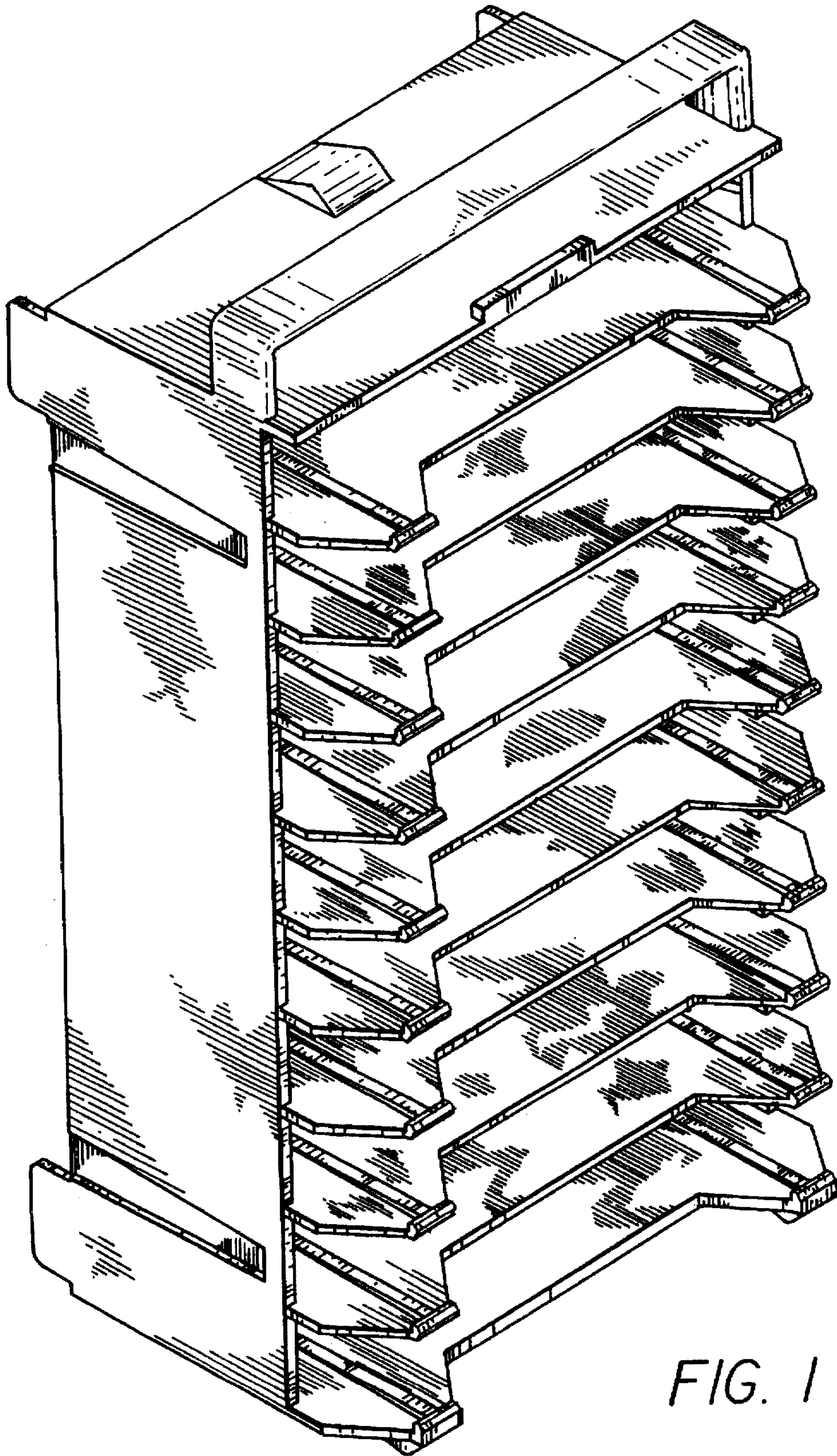
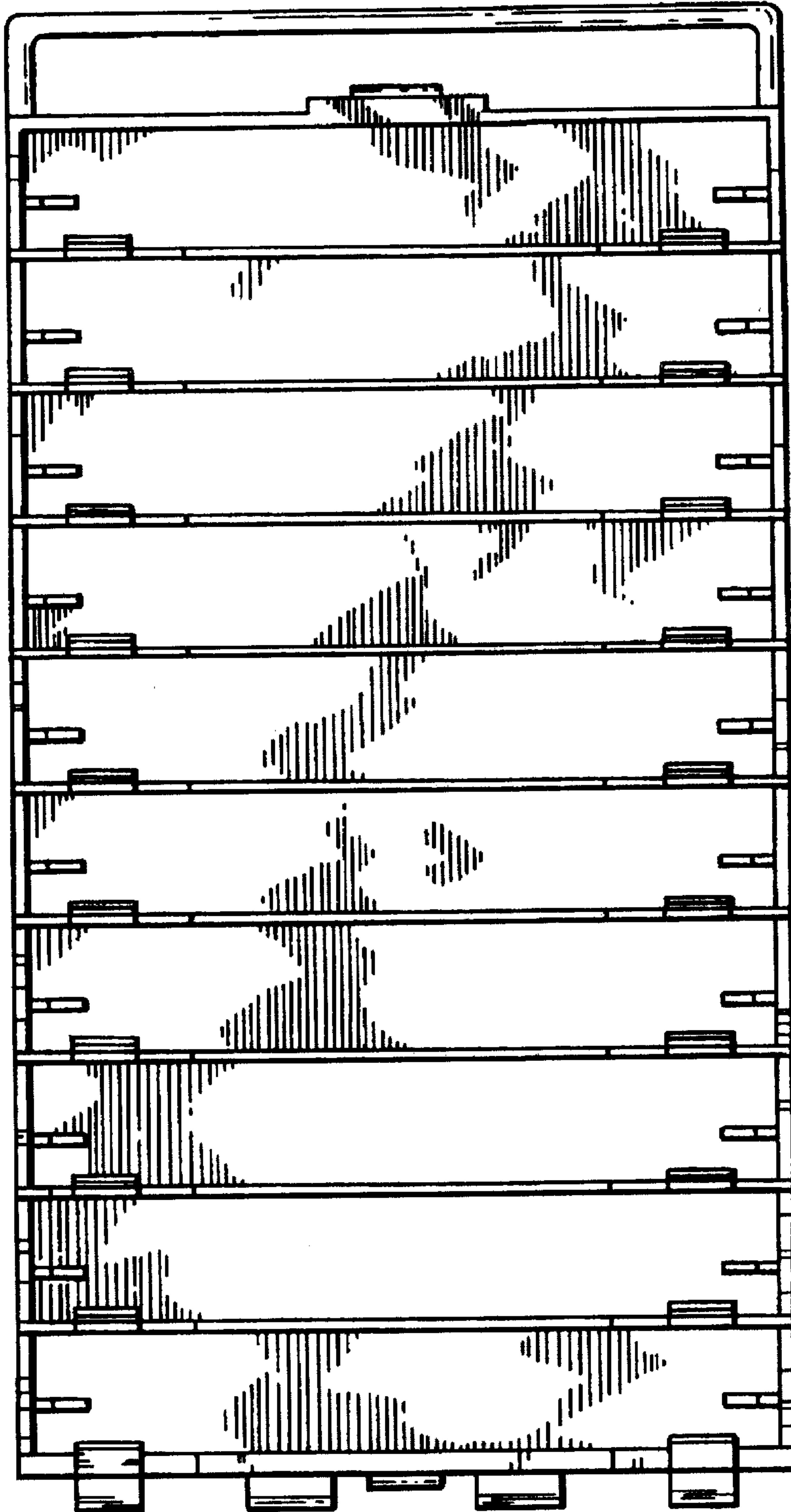


FIG. 1

FIG. 2



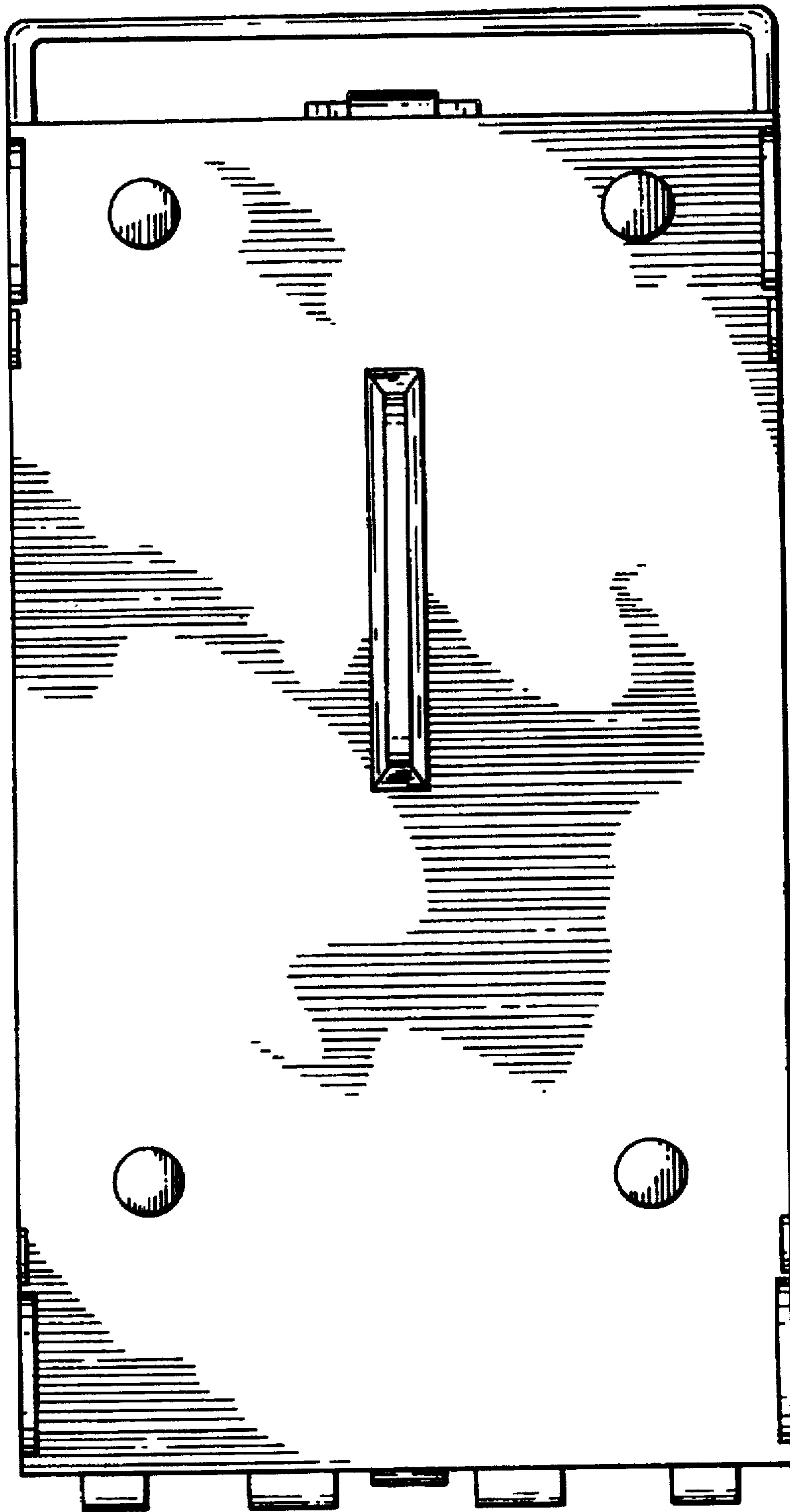


FIG. 3

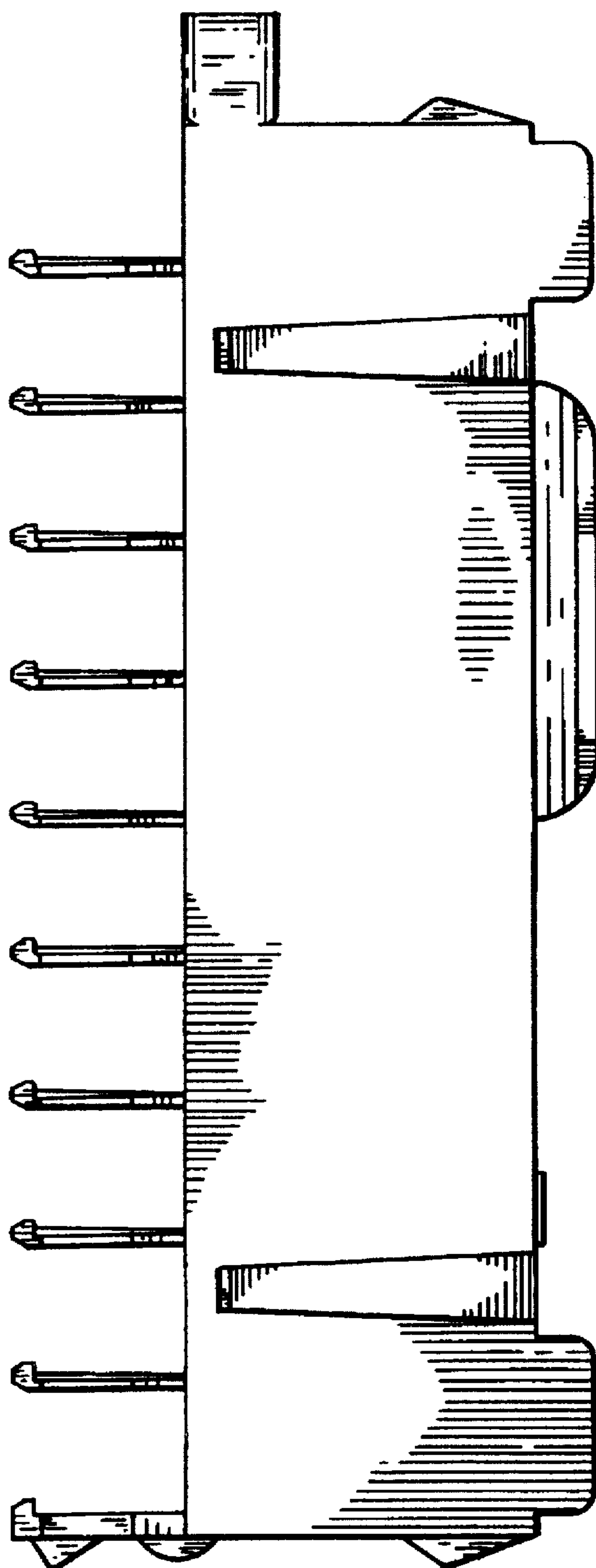


FIG. 4

FIG. 5

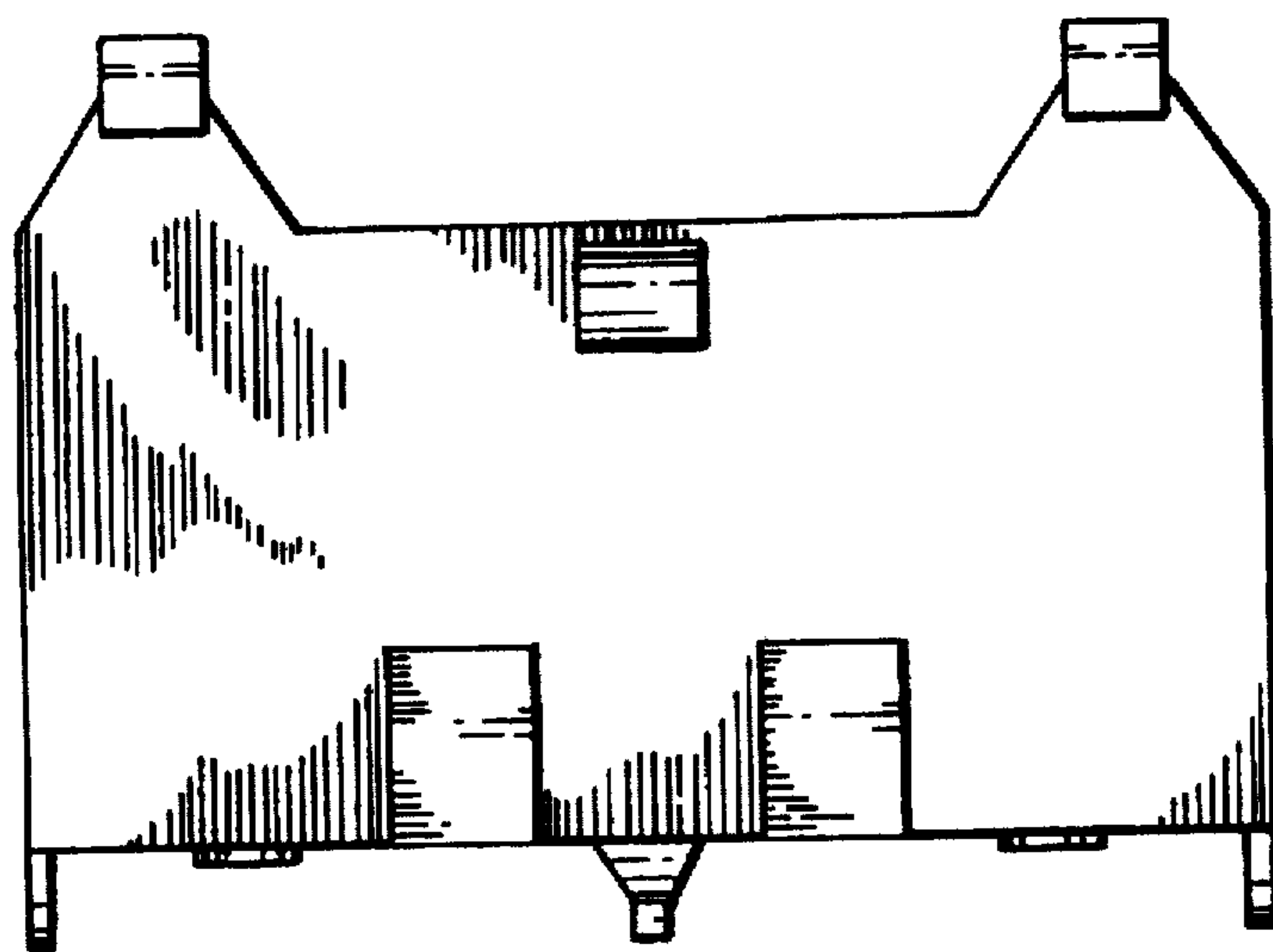
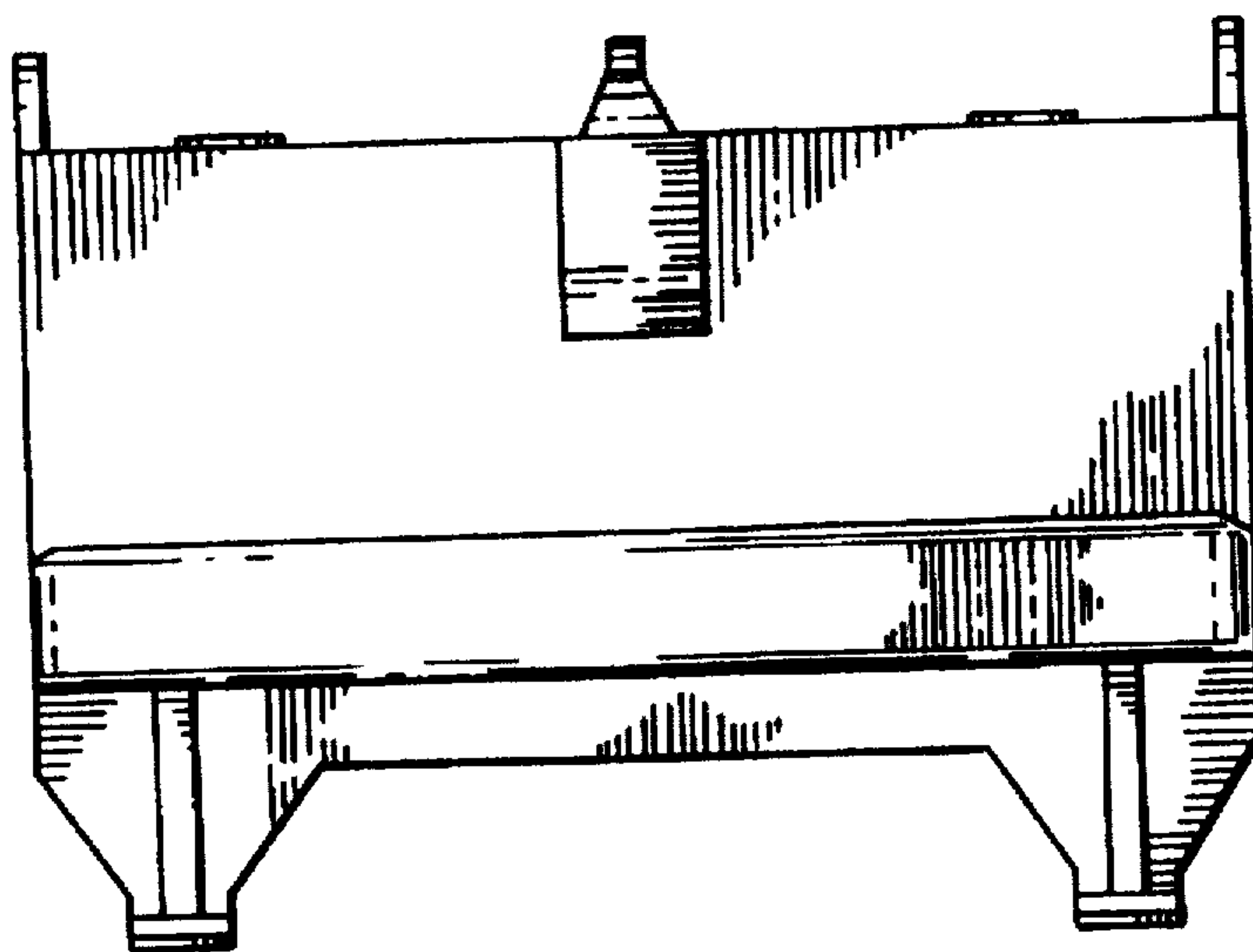


FIG. 6