



US00D392146S

United States Patent [19] Gregg

[11] Patent Number: **Des. 392,146**
[45] Date of Patent: ****Mar. 17, 1998**

[54] COMBINED BEACH TOWEL AND PILLOW

[76] Inventor: **Kristopher W. Gregg**, 713 Malo Ct.,
Simi Valley, Calif. 93065

[**] Term: **14 Years**

[21] Appl. No.: **48,841**

[22] Filed: **Jan. 11, 1996**

Related U.S. Application Data

[63] Continuation-in-part of Ser. No. 22,118, May 2, 1994,
abandoned.

[51] LOC (6) Cl. **06-13**

[52] U.S. Cl. **D6/608; D6/546**

[58] Field of Search **D6/595, 596, 601,
D6/608; 5/417-420**

[56] References Cited

U.S. PATENT DOCUMENTS

D. 258,035	1/1981	Fenwick	D6/267
D. 261,464	10/1981	Smith	D6/608
D. 280,170	8/1985	Short	D6/608
D. 341,513	11/1993	Reeves et al.	D6/608
2,264,471	2/1941	Glenn	5/417
3,689,947	9/1972	Wolf	5/344
4,097,944	7/1978	Yulish	5/417
4,195,378	4/1980	Parker	D6/608

4,200,942	5/1980	Case	5/419
4,466,516	8/1984	Sicoli et al.	D6/596
4,516,668	5/1985	Grayek	190/2
4,546,507	10/1985	Weinstein	5/419
4,908,887	3/1990	Show, Jr.	5/419

Primary Examiner—Lisa Lichtenstein
Attorney, Agent, or Firm—Sanford Astor

[57] CLAIM

The ornamental design for a combined beach towel and pillow, as shown and described.

DESCRIPTION

FIG. 1 is a perspective view of the combined beach towel and pillow of my new design;

FIG. 2 is a top plan view thereof;

FIG. 3 is a side elevational view thereof; both sides being the same;

FIG. 4 is a rear view thereof;

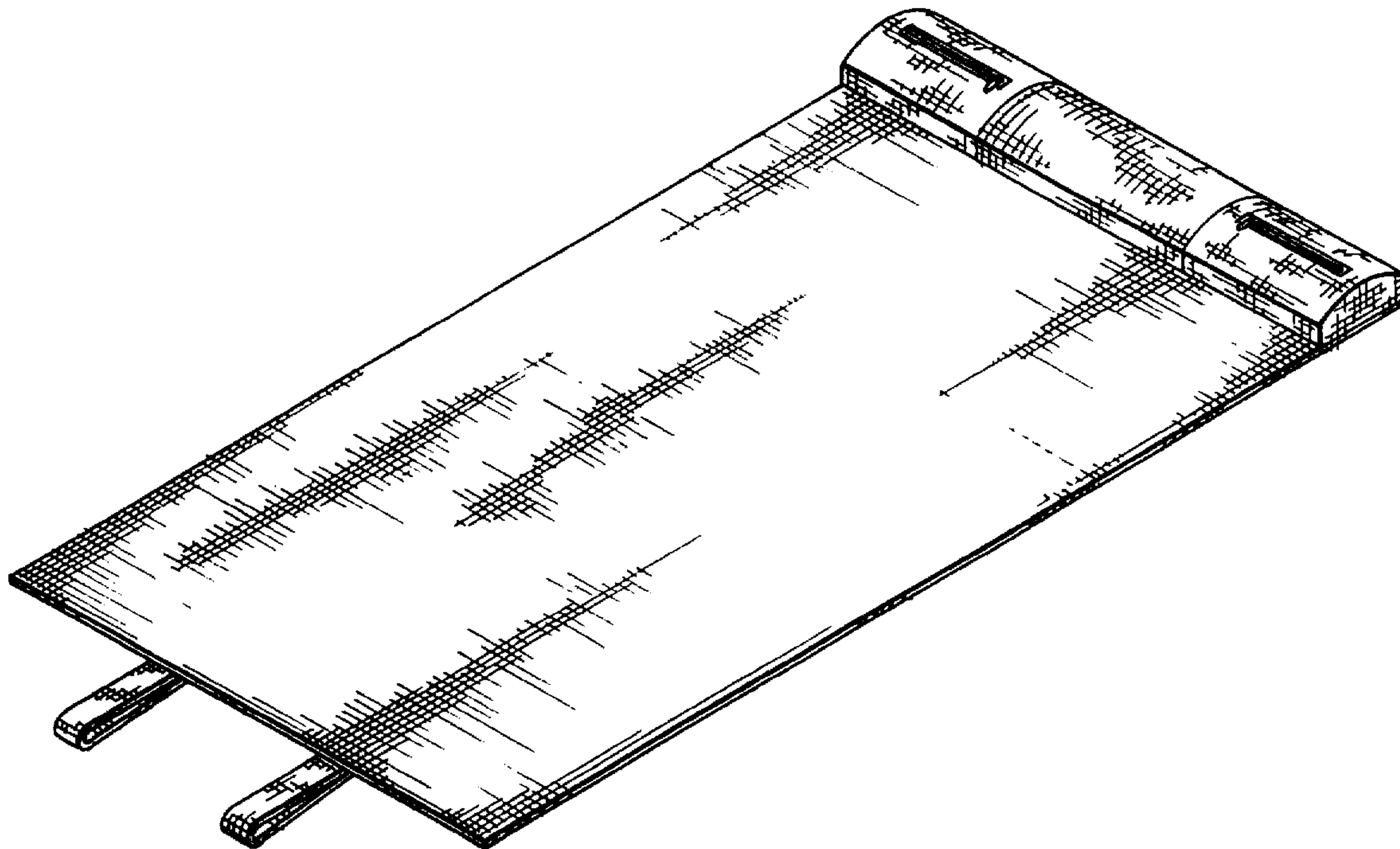
FIG. 5 is a back view thereof;

FIG. 6 is a front view thereof;

FIG. 7 is a perspective view (on an enlarged scale) showing the towel in a folded and rolled condition for carrying; and, FIG. 8 is a back view thereof showing the side pockets in an empty condition.

The cross-hatching represents conventional fabric and is understood to extend throughout the areas represented.

1 Claim, 2 Drawing Sheets



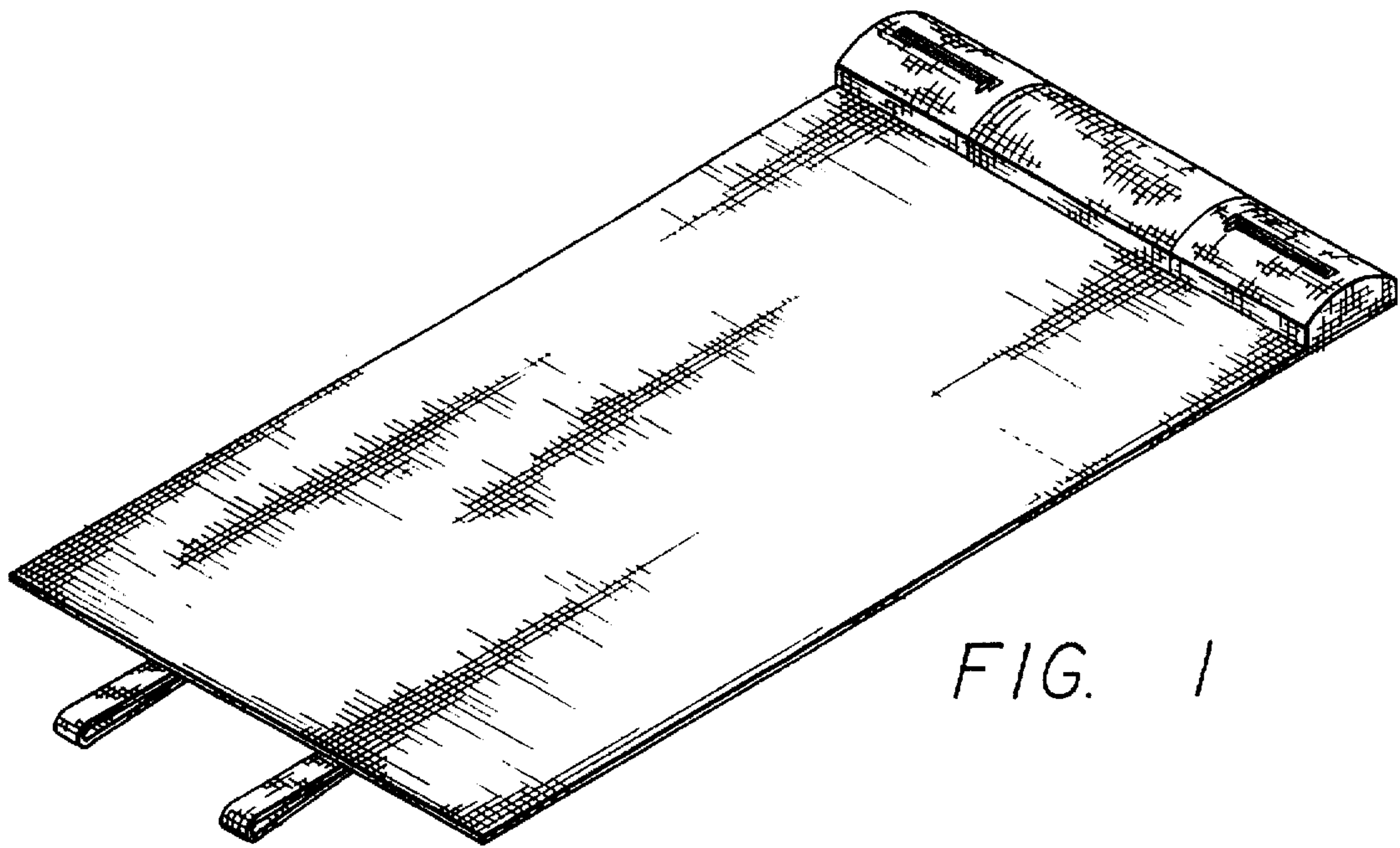


FIG. 1

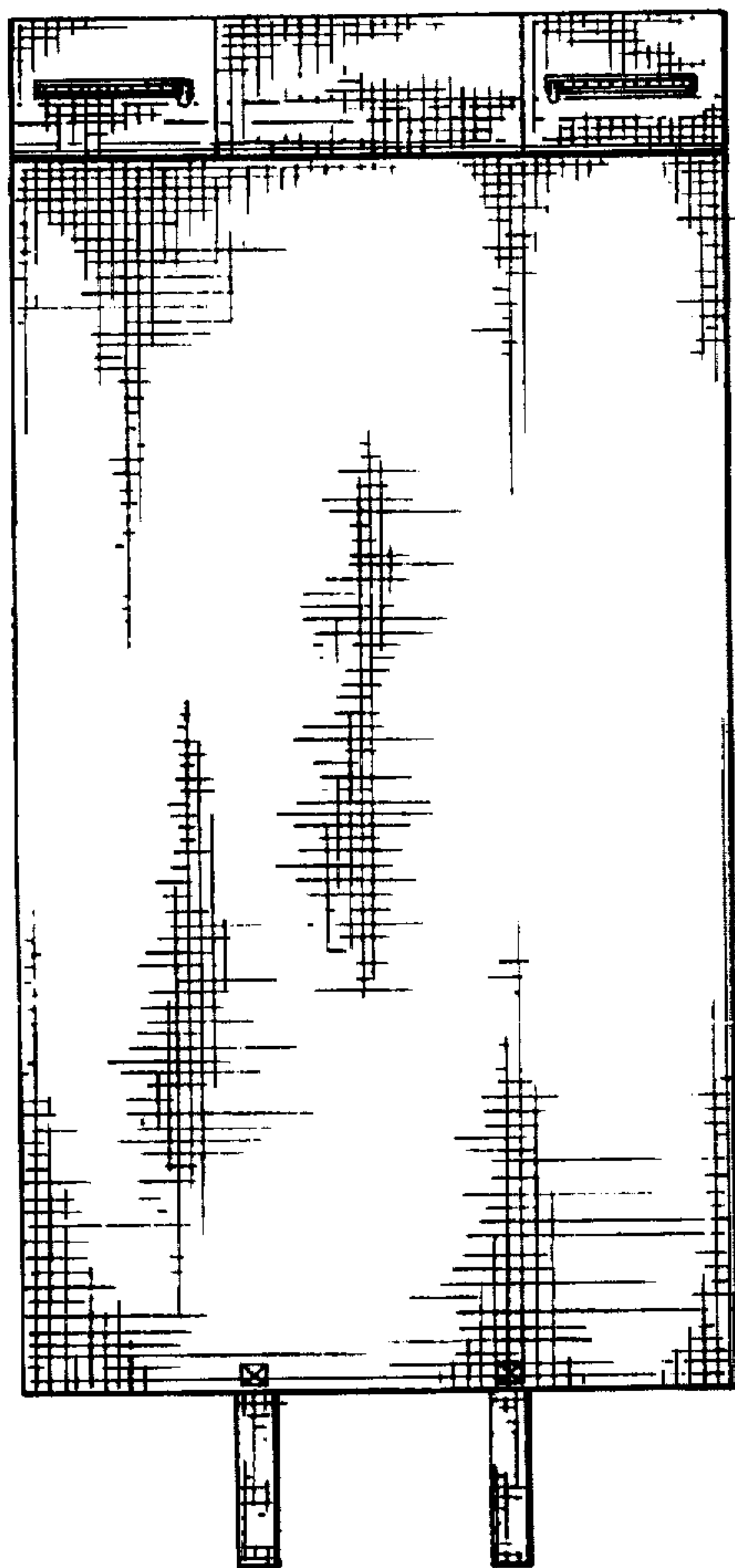


FIG. 2



FIG. 3




FIG. 4

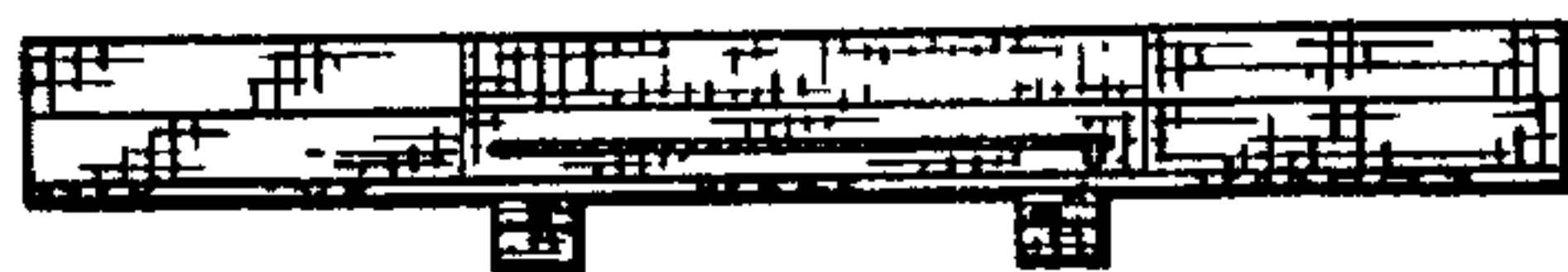


FIG. 5




FIG. 6

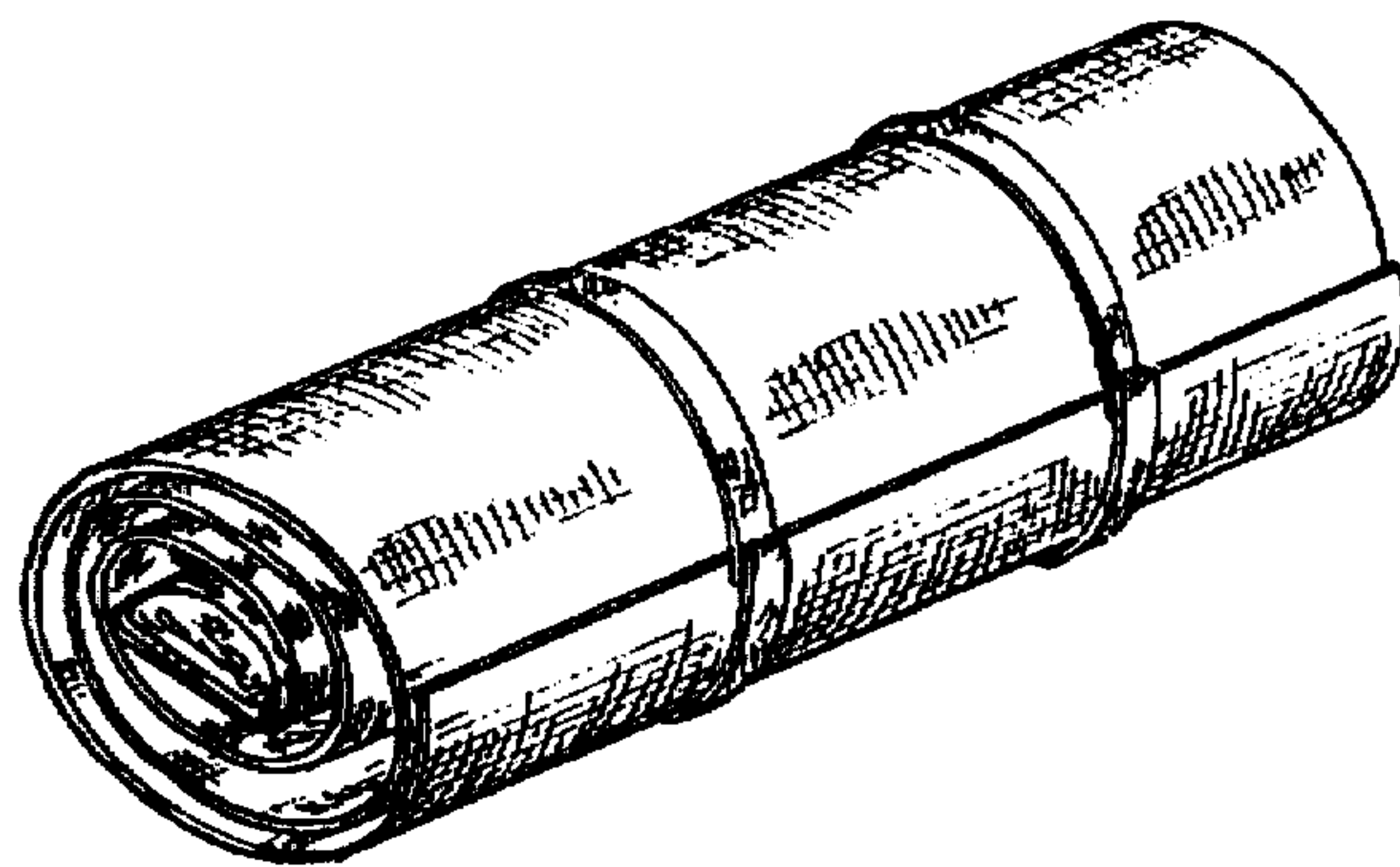


FIG. 7




FIG. 8