



US00D392141S

United States Patent [19]
Cavanaugh

[11] **Patent Number: Des. 392,141**
[45] **Date of Patent: **Mar. 17, 1998**

[54] **DESIGN FOR STAND FOR HANGING PLANTS**

2,969,947 1/1961 Tonnesson 248/27.8
3,145,842 8/1964 Clement 248/27.8 X

[76] **Inventor: William J. Cavanaugh, P.O. Box 70, Canton Center, Conn. 06020**

Primary Examiner—Pamela J. Burgess
Attorney, Agent, or Firm—Robert S. Smith

[**] **Term: 14 Years**

[57] **CLAIM**

[21] **Appl. No.: 70,500**

The ornamental design for stand for hanging plants, as shown and described.

[22] **Filed: May 8, 1997**

DESCRIPTION

[51] **LOC (6) Cl. 11-02**

FIG. 1 is a front elevational view of a stand for hanging plants showing my new design;

[52] **U.S. Cl. D6/556; D20/41; D6/403**

FIG. 2 is a left side elevational view thereof;

[58] **Field of Search D6/556, 557, 558,**

FIG. 3 is a right side elevational view thereof;

D6/552, 554, 403, 404, 405; 248/127, 27.8,

FIG. 4 is a rear elevational view thereof;

450, 174, 311.2, 317, 318, 339; 211/70.1,

FIG. 5 is a top plan view thereof;

60.1, 26; 20/41; 40/606, 607

FIG. 6 is a bottom plan view thereof;

[56] **References Cited**

FIG. 7 is a perspective view thereof, the broken lines shown are for illustrative purposes only and form no part of the claimed design; and,

U.S. PATENT DOCUMENTS

FIG. 8 is a perspective view of a second embodiment of FIG. 1, it being understood that the undisclosed rear, side and bottom are basically the same as in the first embodiment.

D. 233,706	11/1974	Battaglia	D20/41
D. 335,986	6/1993	Saffell	D6/513 X
D. 353,625	12/1994	Thomsen	D20/41
D. 367,078	2/1996	Oakley	D20/41
1,649,645	11/1927	Allen	211/26 X

1 Claim, 4 Drawing Sheets

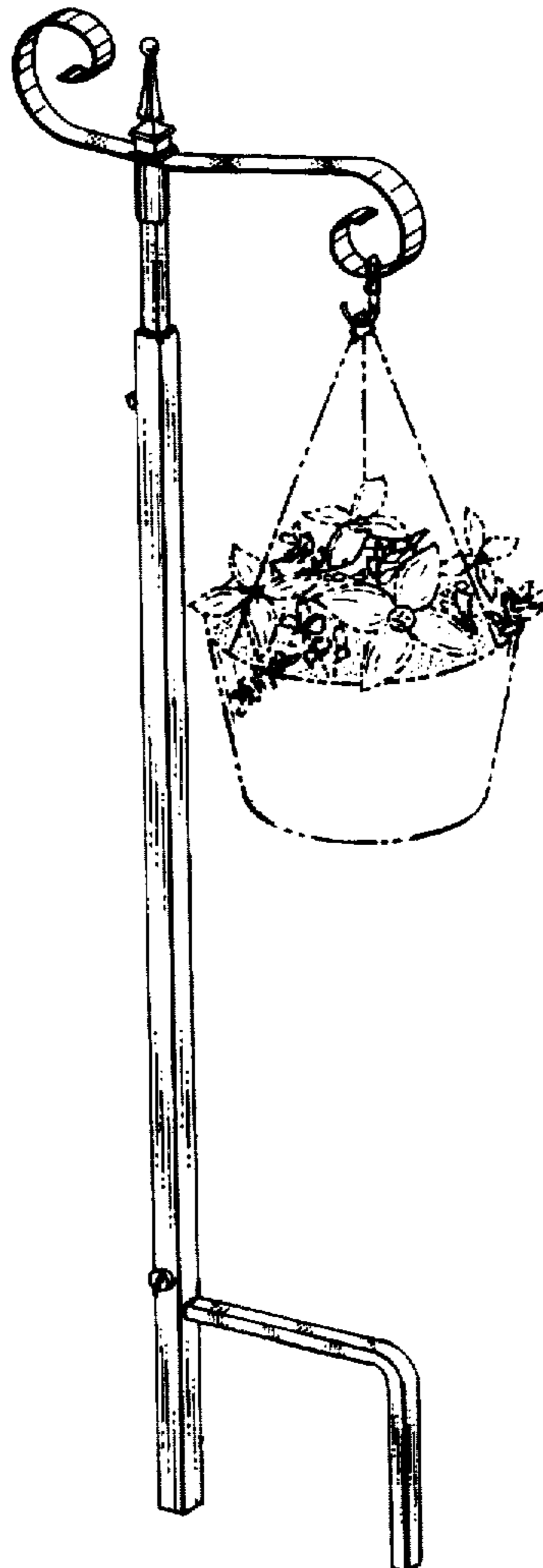




FIG. 2

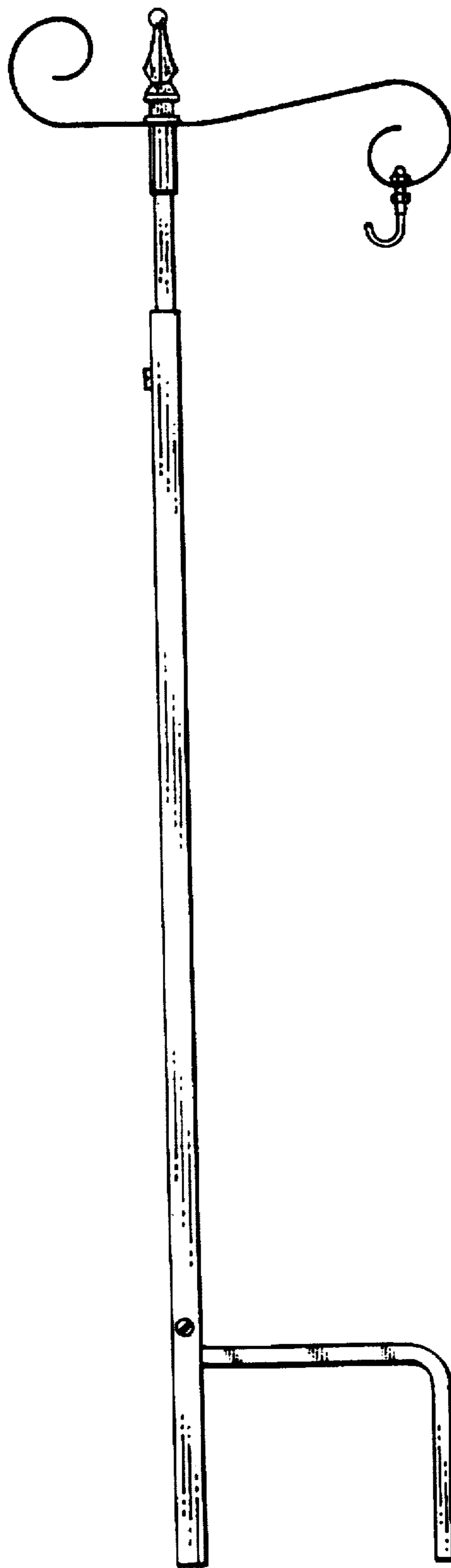


FIG. 1




FIG. 3

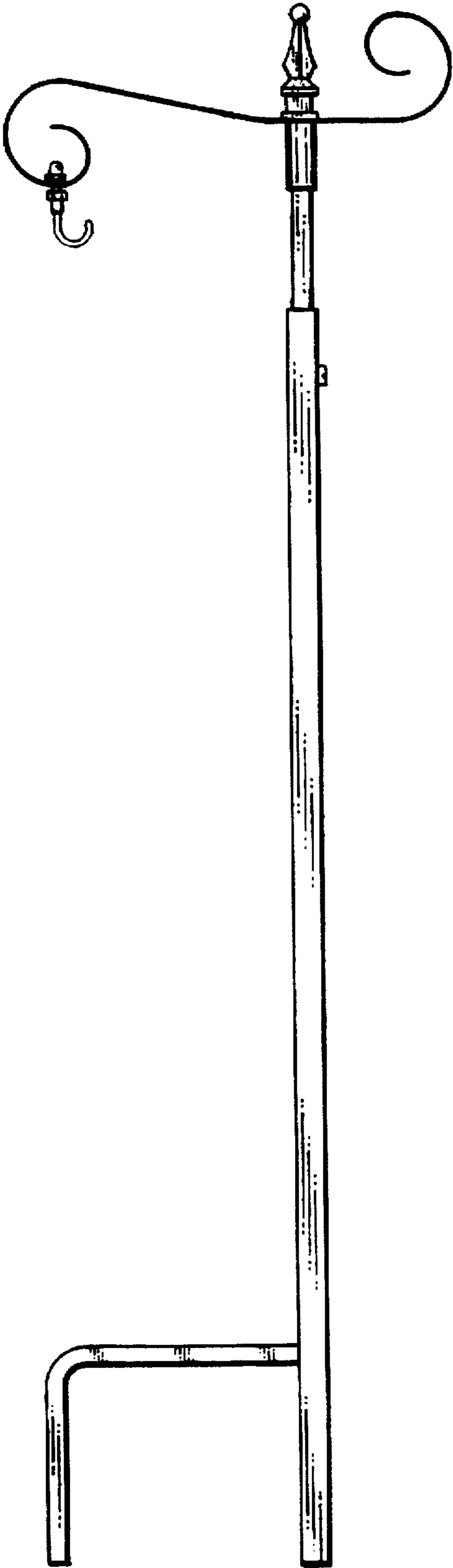


FIG. 4

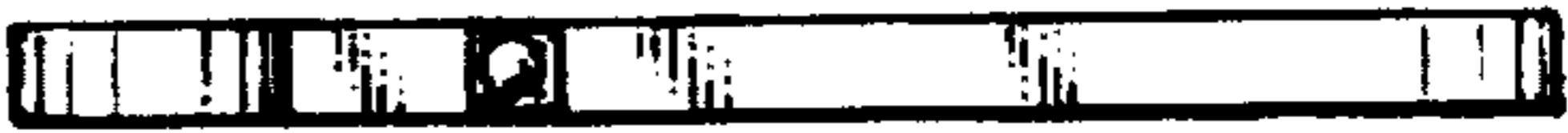


FIG. 5




FIG. 6

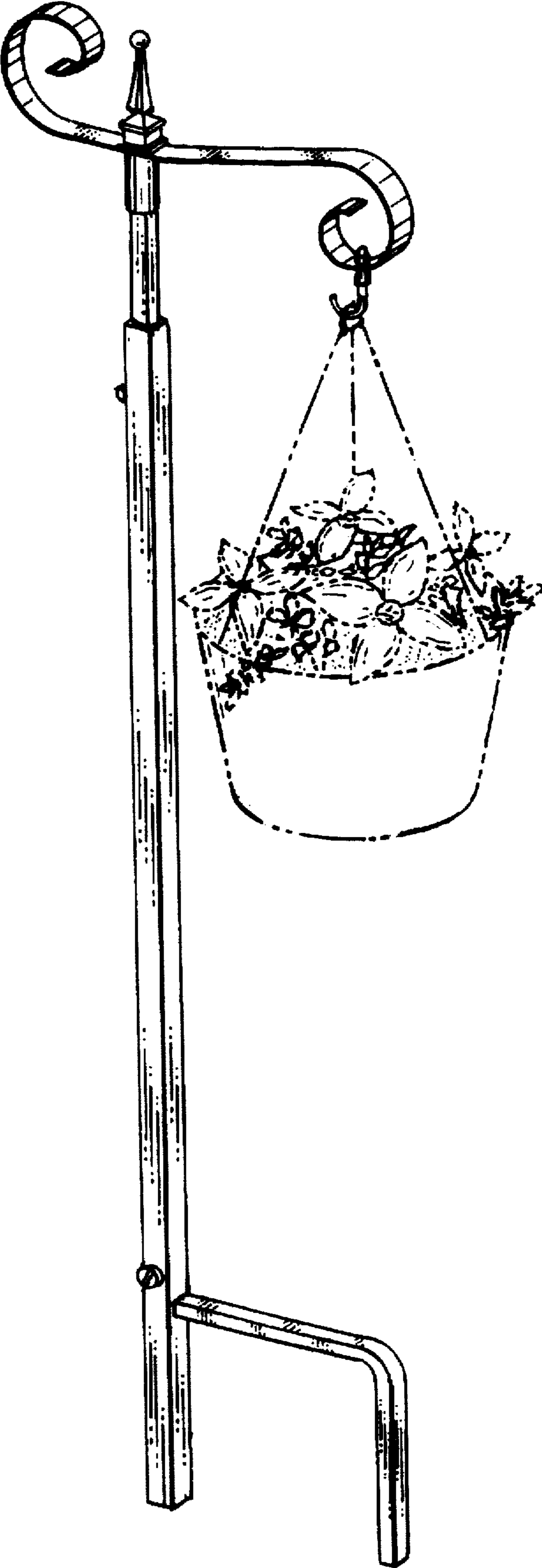


FIG. 7

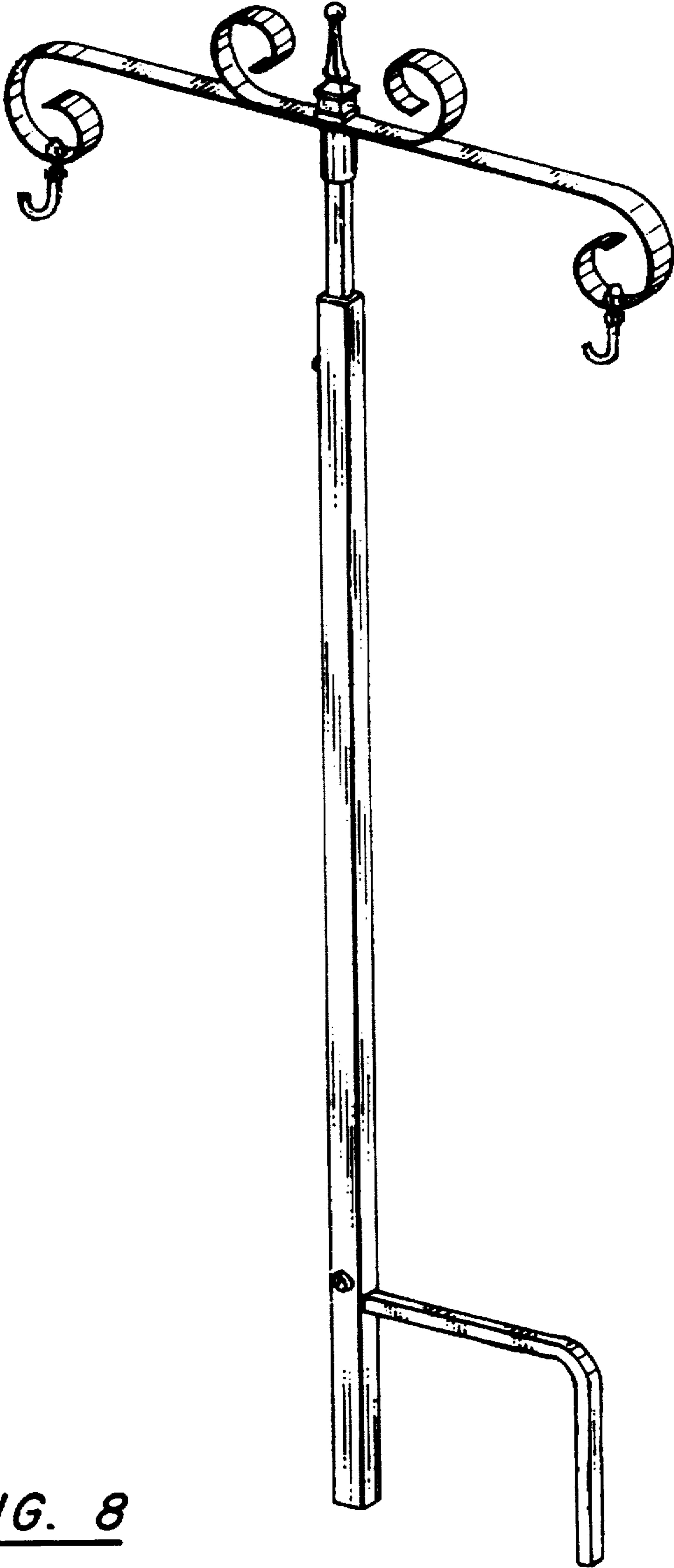


FIG. 8