



US00D392136S

United States Patent [19]

Ross et al.

[11] Patent Number: **Des. 392,136**

[45] Date of Patent: ****Mar. 17, 1998**

[54] **SOAP DISPENSER**

[75] Inventors: **Allan G. Ross, Masury; William E. Bartasevich, Kent; Michael J. Maczuzak, Mentor, all of Ohio**

[73] Assignee: **GOJO Industries, Inc., Cuyahoga Falls, Ohio**

[**] Term: **14 Years**

[21] Appl. No.: **69,355**

[22] Filed: **Apr. 7, 1997**

[51] LOC (6) Cl. **23-02**

[52] U.S. Cl. **D6/542**

[58] Field of Search D6/542, 543, 544, D6/545, 524; 222/173, 179-186; 221/282-286; 211/13.1

[56] **References Cited**

U.S. PATENT DOCUMENTS

D. 271,450 11/1983 Kleman D6/542

D. 310,924	10/1990	Breger	D6/542 X
D. 319,748	9/1991	Cuttriss	D6/524
D. 375,643	11/1996	Copeland et al.	D6/542
D. 378,642	4/1997	De Genarro	D6/542
2,916,154	12/1959	Elliott	211/65
3,540,630	11/1970	Brown et al.	222/181.2 X
5,009,313	4/1991	Murand	206/581 X

Primary Examiner—Pamela J. Burgess
Attorney, Agent, or Firm—Reese Taylor


[57] **CLAIM**

The ornamental design for a soap dispenser, as shown and described.

DESCRIPTION

FIG. 1 is a perspective view showing our new design for a soap dispenser;
FIG. 2 is a front elevational view thereof;
FIG. 3 is a side elevational view thereof taken from the left of FIG. 2, the opposed side being a mirror image thereof;
and,
FIG. 4 is a top plan view thereof.

1 Claim, 4 Drawing Sheets






FIG. 1

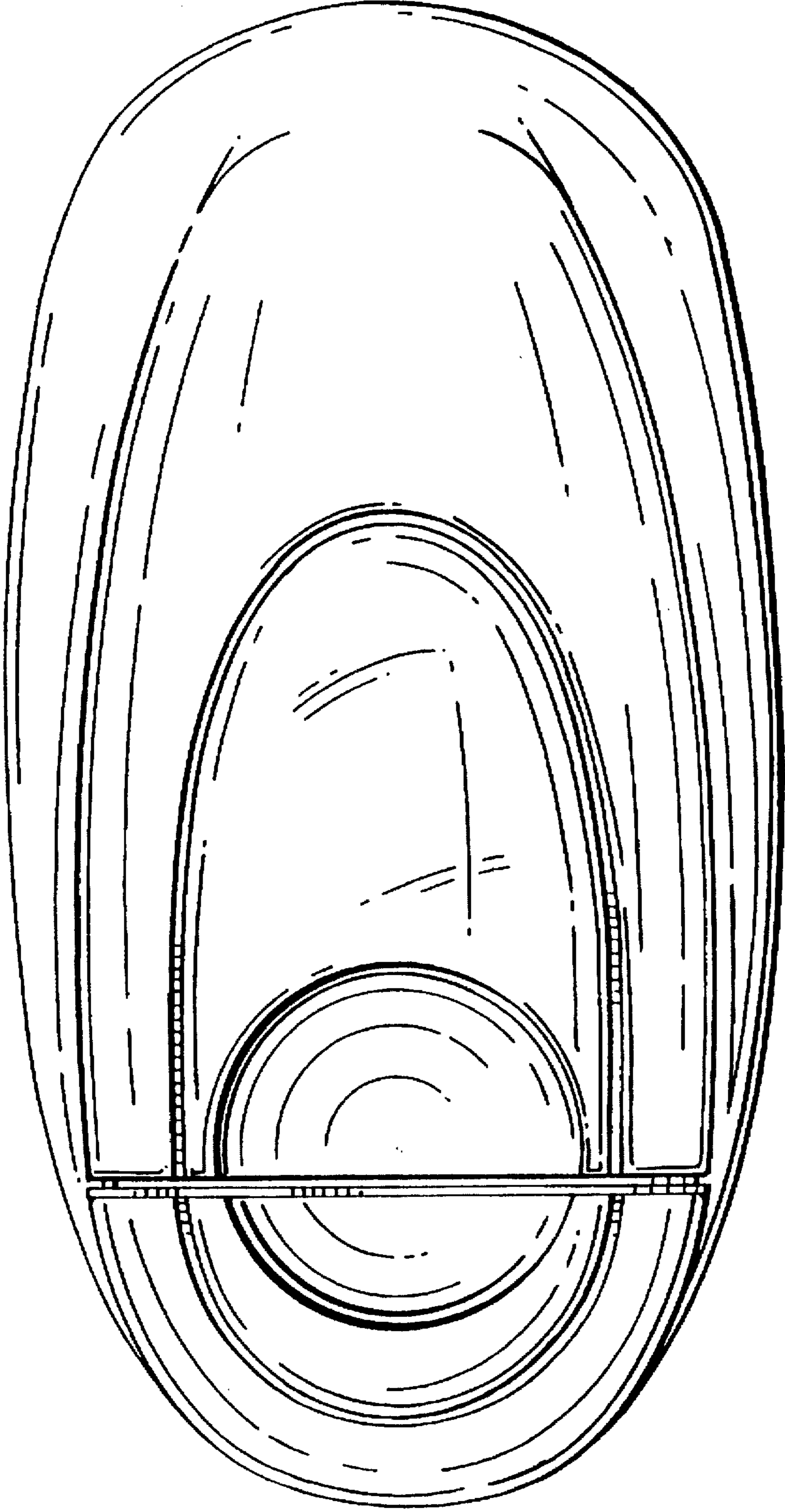


FIG. 2



FIG. 3




FIG. 4