



US00D392134S

# United States Patent [19]

Hadtke et al.

[11] Patent Number: **Des. 392,134**

[45] Date of Patent: **\*\*Mar. 17, 1998**

[54] **CUP DISPENSER**

[75] Inventors: **Frederick Hadtke**, New Providence;  
**Jonathan E. Rush**, Phillipsburg, both  
of N.J.

[73] Assignee: **James River Corporation**, Richmond,  
Va.

[\*\*] Term: **14 Years**

[21] Appl. No.: **65,468**

[22] Filed: **Jan. 22, 1997**

### Related U.S. Application Data

[62] Division of Ser. No. 50,985, Mar. 1, 1996, Pat. No. Des.  
386,338.

[51] LOC (6) Cl. .... **07-06**

[52] U.S. Cl. .... **D6/516; D7/619**

[58] Field of Search ..... D6/516, 515, 518,  
D6/522, 523, 535, 534, 524; D7/507, 619,  
591; 206/427, 390, 139, 446, 517; 221/45,  
279, 280, 303, 56-59; 222/142.1; 211/13

[56] **References Cited**

#### U.S. PATENT DOCUMENTS

- D. 117,408 10/1939 Stein ..... D6/534
- D. 122,669 9/1940 Hope ..... D6/516 X
- D. 137,639 4/1944 Stein ..... D6/534

- D. 170,180 8/1953 Ziskin et al. .... D7/591
- D. 201,911 8/1965 Wank et al. .... D6/516
- D. 264,782 6/1982 Thompson ..... D6/524
- D. 269,316 6/1983 Conti ..... D7/591
- D. 293,062 12/1987 Levine ..... D6/516 X
- D. 345,676 4/1994 Biffle ..... D7/619
- D. 347,974 6/1994 McBride ..... D7/619
- 1,062,306 3/1913 Gilbert-Rolfe .
- 2,273,644 2/1942 Hope .
- 3,203,587 8/1965 Mount et al. .
- 4,199,076 4/1980 Brown .
- 4,872,577 10/1989 Smith ..... 220/739

*Primary Examiner*—Pamela Burgess  
*Attorney, Agent, or Firm*—Sixbey, Friedman, Leedom &  
Ferguson, P.C.; Charles M. Leedom, Jr.; Donald R.  
Studebaker

[57] **CLAIM**

The ornamental design for a cup dispenser, as shown and  
described.

### DESCRIPTION

FIG. 1 is a front elevational view of a cup dispenser showing  
our new design;  
FIG. 2 is a right side elevational view thereof, the undis-  
closed left side being a mirror image;  
FIG. 3 is a rear elevational view thereof;  
FIG. 4 is a top plan view thereof; and,  
FIG. 5 is a bottom plan view thereof.

**1 Claim, 2 Drawing Sheets**




FIG. 1




FIG. 2




FIG. 3




FIG. 4




FIG. 5

