



US00D392129S

United States Patent [19] Wells

[11] Patent Number: **Des. 392,129**
[45] Date of Patent: ****Mar. 17, 1998**

[54] **TOP PORTION OF A SPRING CORE**
[75] Inventor: **Thomas J. Wells, Carthage, Mo.**
[73] Assignee: **L&P Property Management Company, Chicago, Ill.**
[**] Term: **14 Years**
[21] Appl. No.: **51,686**
[22] Filed: **Mar. 15, 1996**
[51] LOC (6) Cl. **06-06**
[52] U.S. Cl. **D6/504; D6/606**
[58] Field of Search **D6/504, 605, 606; 5/246-248, 255-257; 267/91**

4,781,360 11/1988 Ramsey 267/91
4,817,924 4/1989 Thoenen .

FOREIGN PATENT DOCUMENTS

386251 1/1933 United Kingdom .
1376281 12/1974 United Kingdom .

Primary Examiner—Janice E. Seeger
Attorney, Agent, or Firm—Wood, Herron & Evans

[57] CLAIM

The ornamental design for a top portion of a spring core, as shown and described.

DESCRIPTION

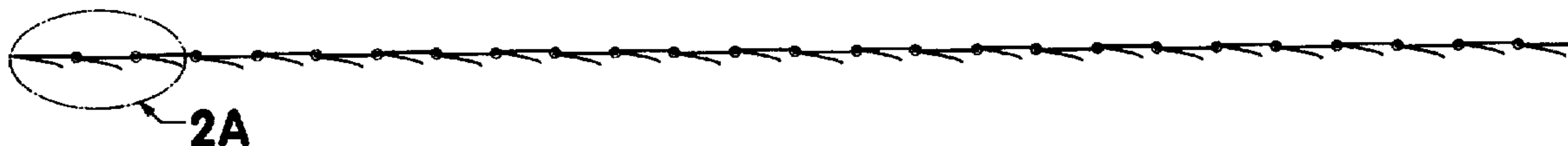
FIG. 1 is a top plan view of a top portion of a spring core, showing my new design;
FIG. 2 is an enlarged view taken from section 2 of FIG. 1;
FIG. 3 is a side elevational view;
FIG. 4 is an enlarged view taken from section 4 of FIG. 3;
FIG. 5 is an elevational view, showing the side opposite that shown in FIG. 3;
FIG. 6 is an enlarged view taken from section 6 of FIG. 5;
FIG. 7 is an end elevational view;
FIG. 8 is an enlarged view taken from section 8 of FIG. 7;
FIG. 9 is an end elevational view showing the end opposite that shown in FIG. 7; and,
FIG. 10 is an enlarged view taken from section 10 in FIG. 9.
The broken lines are for environmental purposes only and form no part of the claimed design.

1 Claim, 3 Drawing Sheets

[56] **References Cited**

U.S. PATENT DOCUMENTS

195,676	9/1877	Turner	5/256
664,756	12/1900	Hunt	.
1,337,320	4/1920	Karr	.
1,744,389	1/1930	Karr	.
1,798,885	3/1931	Karr	.
1,887,058	11/1932	Karr	.
1,897,309	2/1933	Karr	.
1,938,489	12/1933	Karr	.
2,374,850	5/1945	Wunderlich	.
2,581,686	1/1952	McRoskey	.
3,533,114	10/1970	Karpen	.
4,609,186	9/1986	Thoenen	267/91
4,726,572	2/1988	Flesher et al.	.






FIG. 1

1A

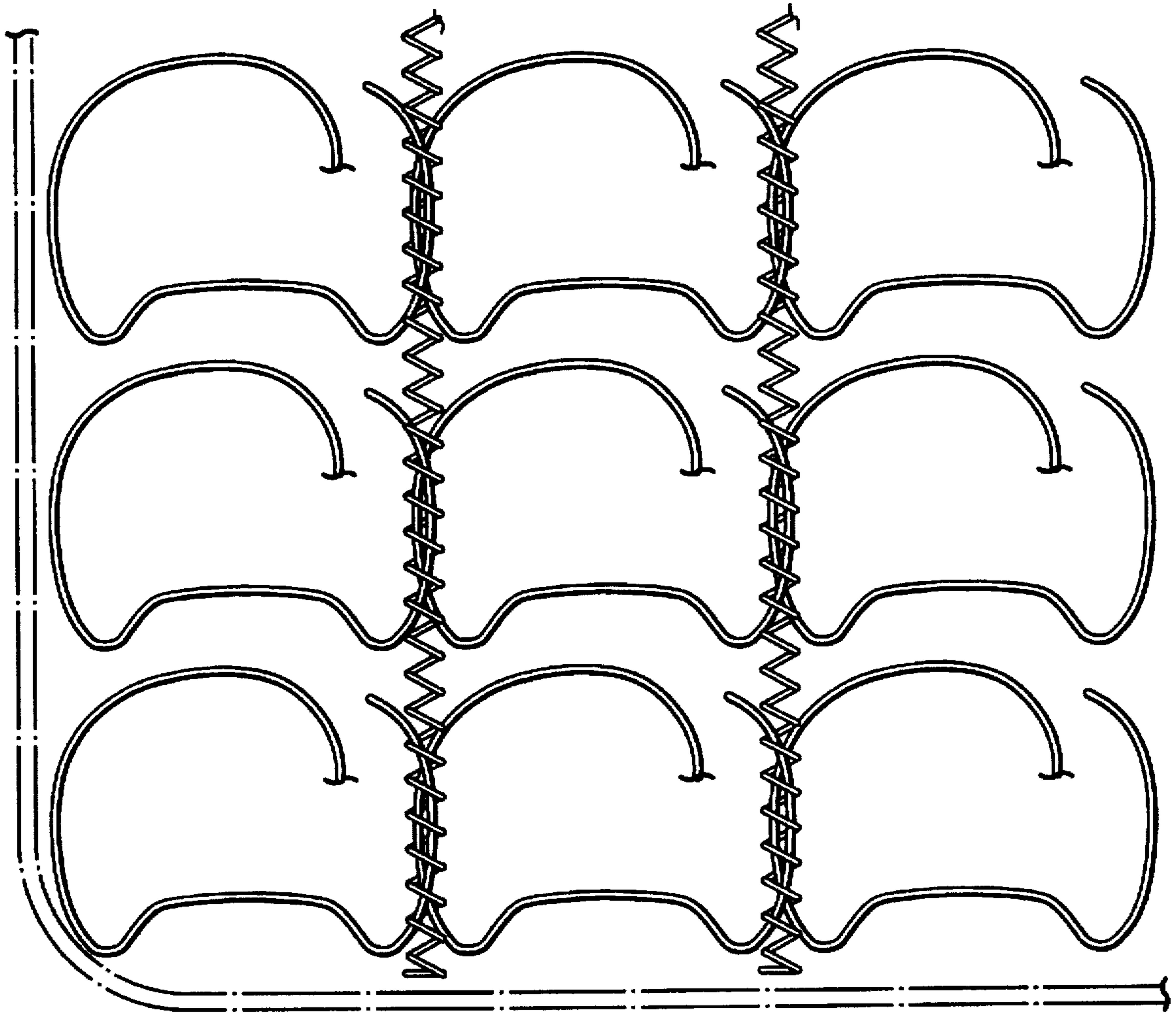


FIG. 1A




FIG. 2A




FIG. 3A

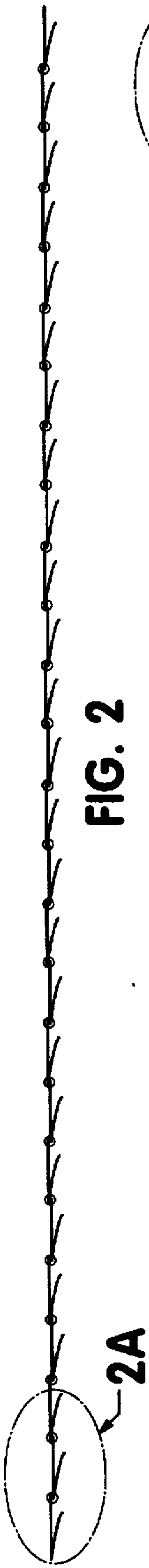


FIG. 2

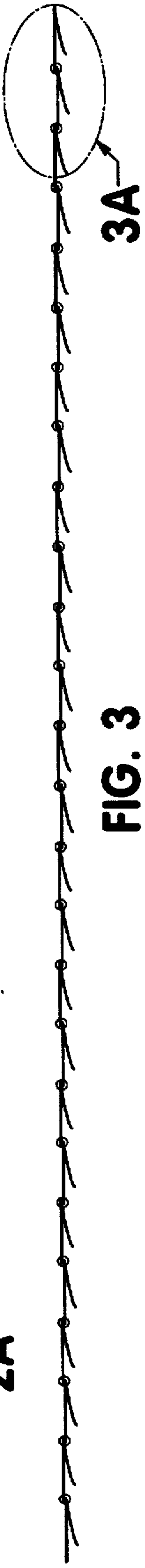


FIG. 3

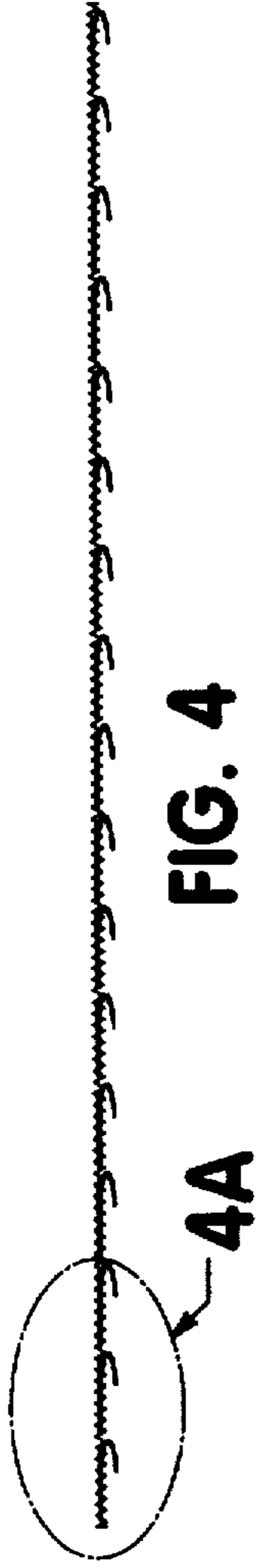


FIG. 4




FIG. 5



FIG. 4A



FIG. 5A