



US00D392127S

United States Patent [19]
Paus

[11] **Patent Number: Des. 392,127**
[45] **Date of Patent: **Mar. 17, 1998**

[54] **FURNITURE PANEL**

[75] **Inventor: Michael J. Paus, High Point, N.C.**

[73] **Assignee: Universal Furniture Industries, Inc., High Point, N.C.**

[**] **Term: 14 Years**

[21] **Appl. No.: 62,555**

[22] **Filed: Nov. 18, 1996**

Related U.S. Application Data

[63] **Continuation of Ser. No. 36,515, Mar. 21, 1995, abandoned.**

[51] **LOC (6) Cl. 06-06**

[52] **U.S. Cl. D6/492**

[58] **Field of Search D6/492, 494, 509, D6/445-448, 434, 491; D25/48; 312/265.6, 265.3, 195**

[56] **References Cited**

U.S. PATENT DOCUMENTS

D. 196,519	10/1963	Rojahn	D6/494
D. 241,697	10/1976	Hood	D6/494
D. 320,318	10/1991	Pauer et al.	D6/445 X
4,853,062	8/1989	Garland	D6/492

Primary Examiner—Janice E. Seeger
Attorney, Agent, or Firm—The Bell Seltzer Intellectual Property Group of Alston & Bird LLP

[57] **CLAIM**

The ornamental design for a furniture panel, as shown and described.

DESCRIPTION

FIG. 1 is a perspective view of a furniture panel showing my new design;

FIG. 2 is a front elevational view thereof;

FIG. 3 is a front elevational view of a second embodiment thereof;

FIG. 4 is a front elevational view of a third embodiment thereof;

FIG. 5 is a rear elevational view of the first embodiment thereof;

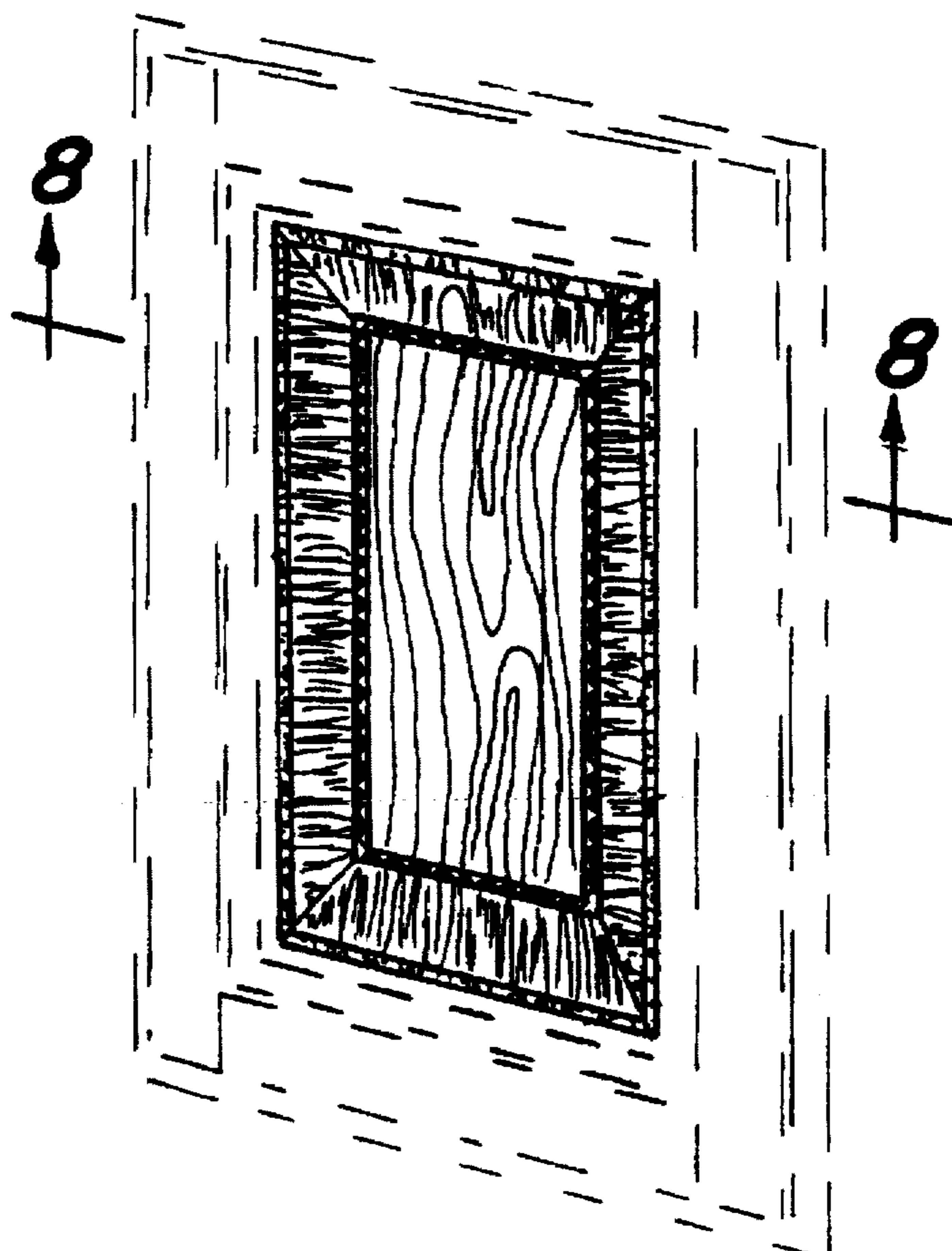
FIG. 6 is a side view thereof;

FIG. 7 is an end plan view thereof; and,

FIG. 8 is a cross-sectional view thereof taken along lines 8—8 of FIG. 1.

The broken lines are for environmental purposes only and form no part of the claimed design.

1 Claim, 2 Drawing Sheets



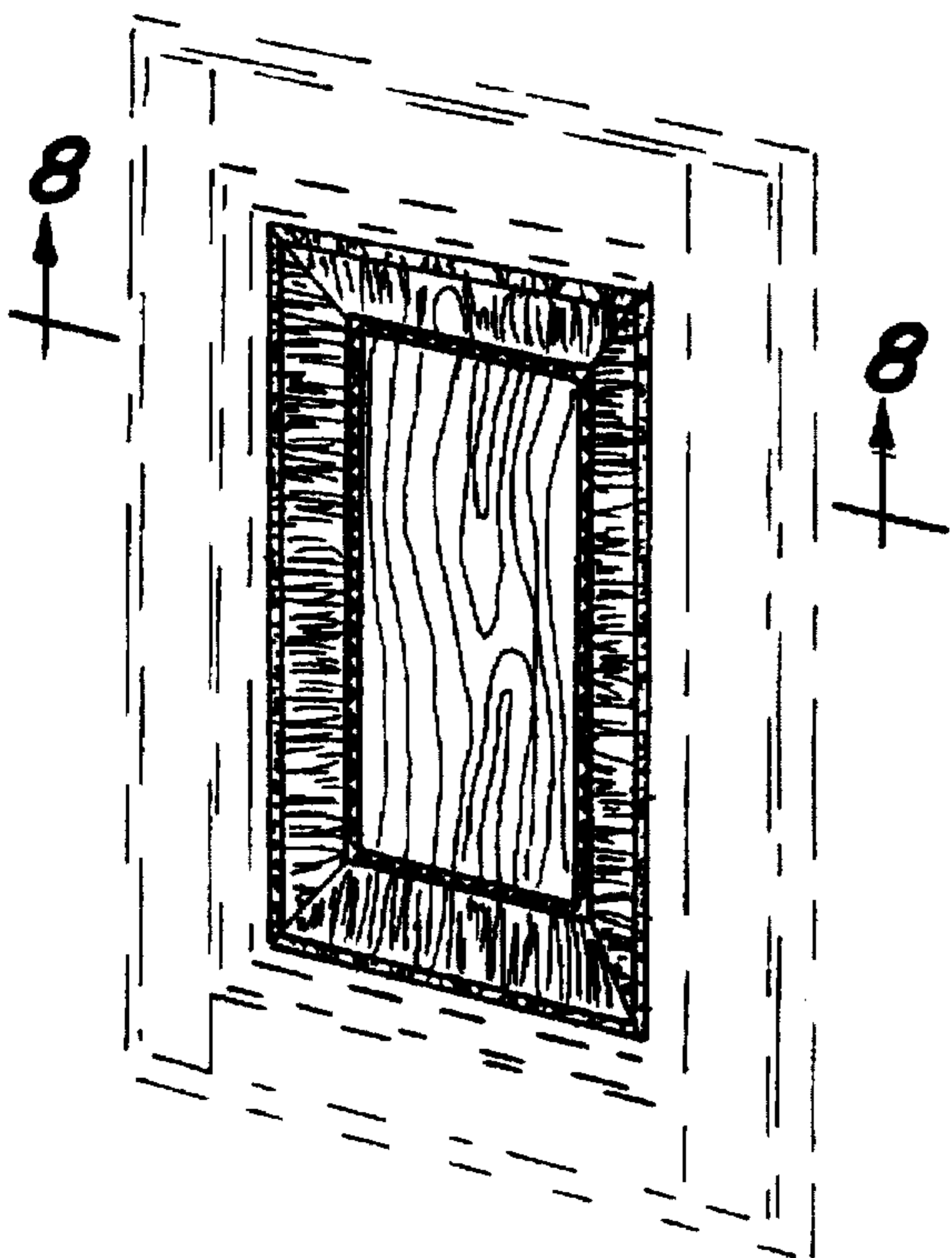


Fig - 1

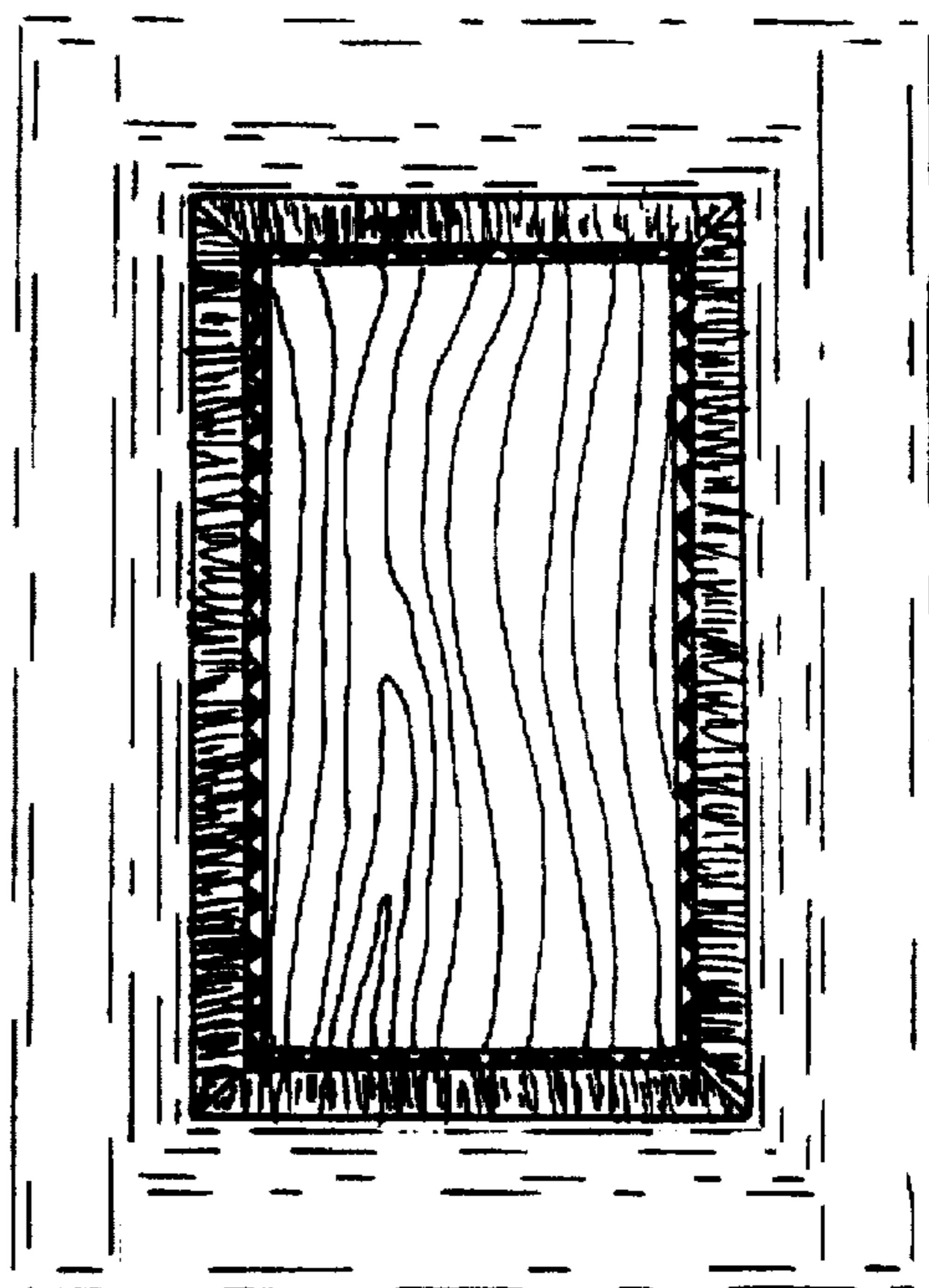


Fig - 2




Fig - 3

Fig - 4



Fig - 5

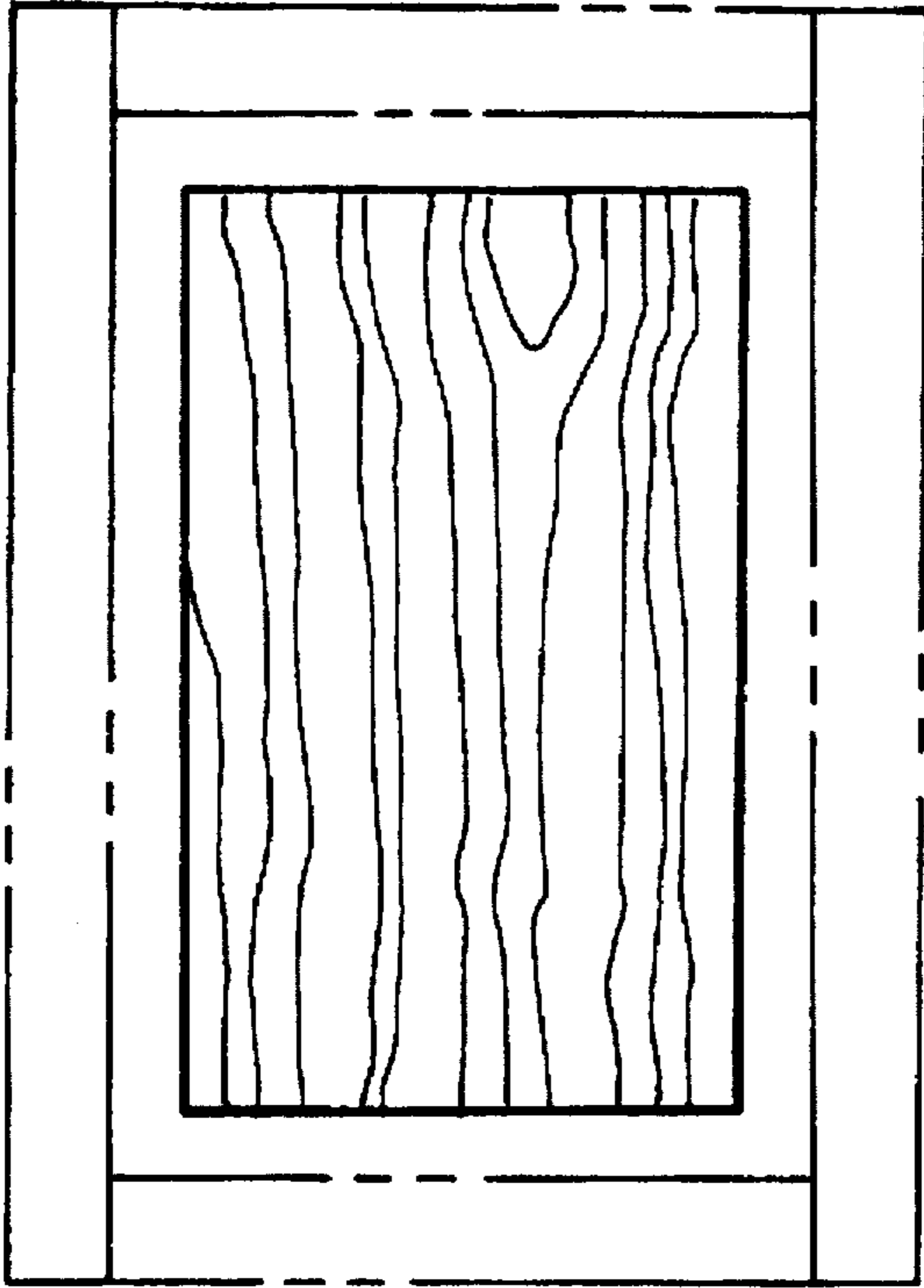


Fig - 6



Fig - 7



Fig - 8

