



US00D392122S

# United States Patent [19]

Peng-Hui

[11] Patent Number: **Des. 392,122**

[45] Date of Patent: **\*\*Mar. 17, 1998**

[54] **STAND**

[76] Inventor: **Pan Peng-Hui**, P.O. Box 453, Taichung, Taiwan

[\*\*] Term: **14 Years**

[21] Appl. No.: **69,010**

[22] Filed: **Apr. 23, 1997**

[51] LOC (6) Cl. .... **06-04**

[52] U.S. Cl. .... **D6/465; D6/477; D6/478**

[58] Field of Search ..... D6/464, 465, 477-479, D6/474-476, 405, 449, 462; 211/135, 133.1, 186-188, 71, 72, 10, 59.4, 79, 86, 126.3, 126.7, 126.11, 126.13, 126.14, 128.1, 182; D34/12, 17, 21; 108/13, 16, 25, 28, 59, 60, 64, 83, 88, 91, 92, 93, 149; 312/107, 321, 345

[56] **References Cited**

### U.S. PATENT DOCUMENTS

D. 174,532 4/1955 Duchin ..... D6/464

D. 241,217 8/1976 Cohen ..... D6/474 X  
D. 306,103 2/1990 Arnold ..... D6/462  
D. 314,103 1/1991 Yau Kee ..... D6/465

### FOREIGN PATENT DOCUMENTS

184523 6/1986 European Pat. Off. .... 108/59

*Primary Examiner*—James Gandy  
*Assistant Examiner*—Linda Brooks

[57] **CLAIM**

The ornamental design for a stand, as shown.

### DESCRIPTION

FIG. 1 is a perspective view of stand showing my new design;

FIG. 2 is a front elevational view thereof on a reduced scale;

FIG. 3 is a rear elevational view of FIG. 2;

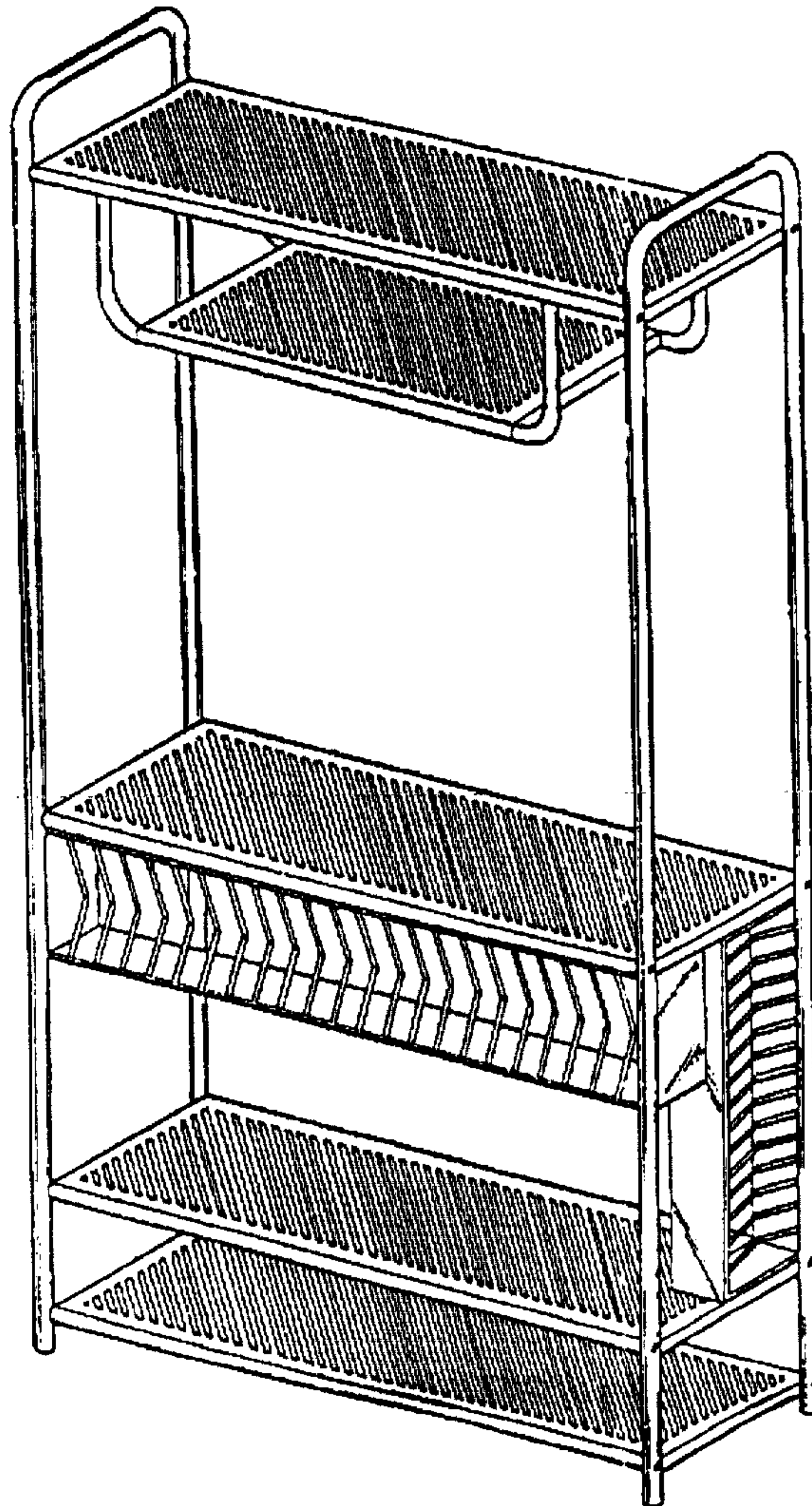
FIG. 4 is a right elevational view of FIG. 2;

FIG. 5 is a left elevational view of FIG. 2;

FIG. 6 is a top plan view of FIG. 2; and,

FIG. 7 is a bottom plan view of FIG. 2.

**1 Claim, 3 Drawing Sheets**



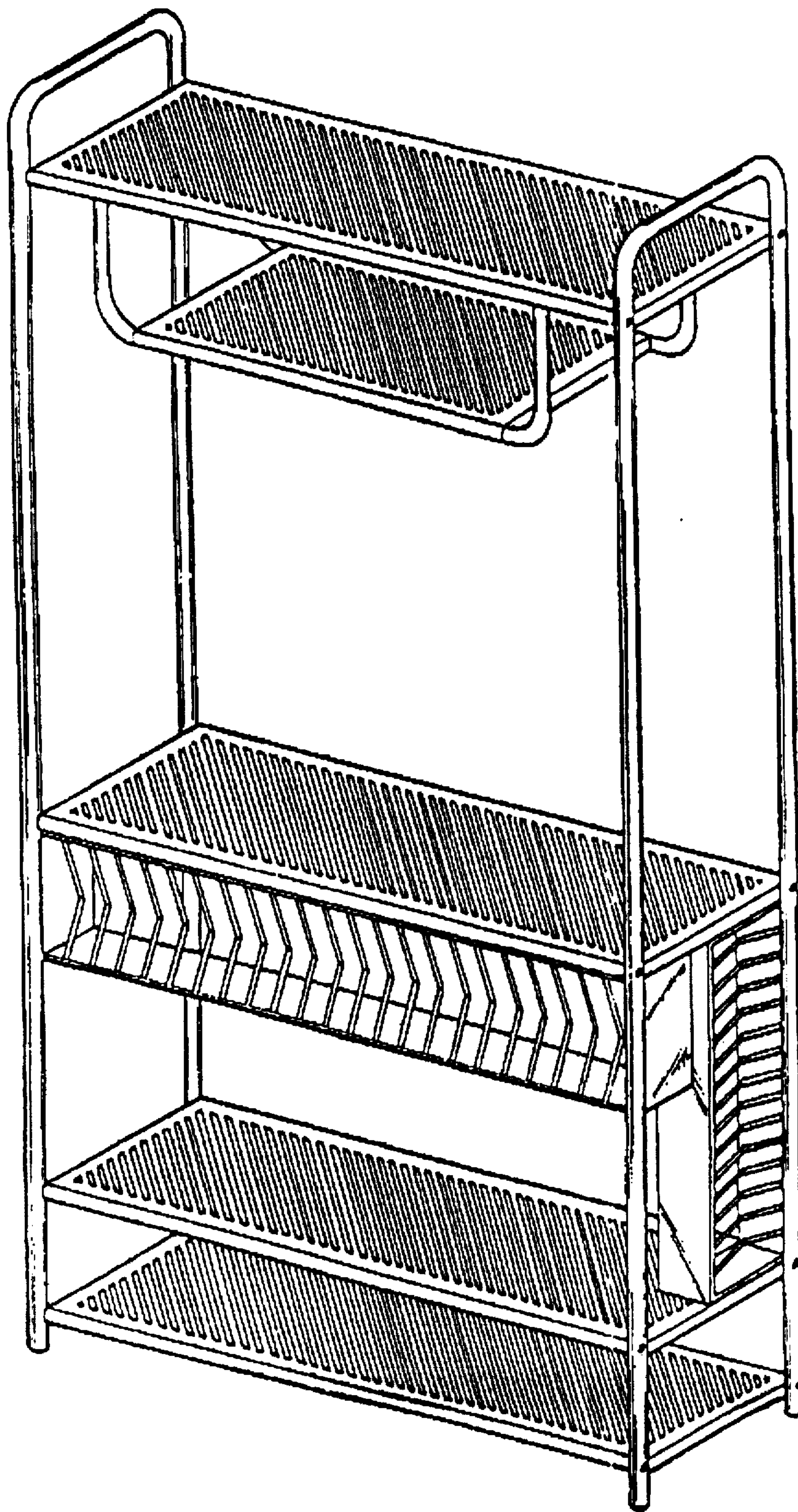


FIG. 1



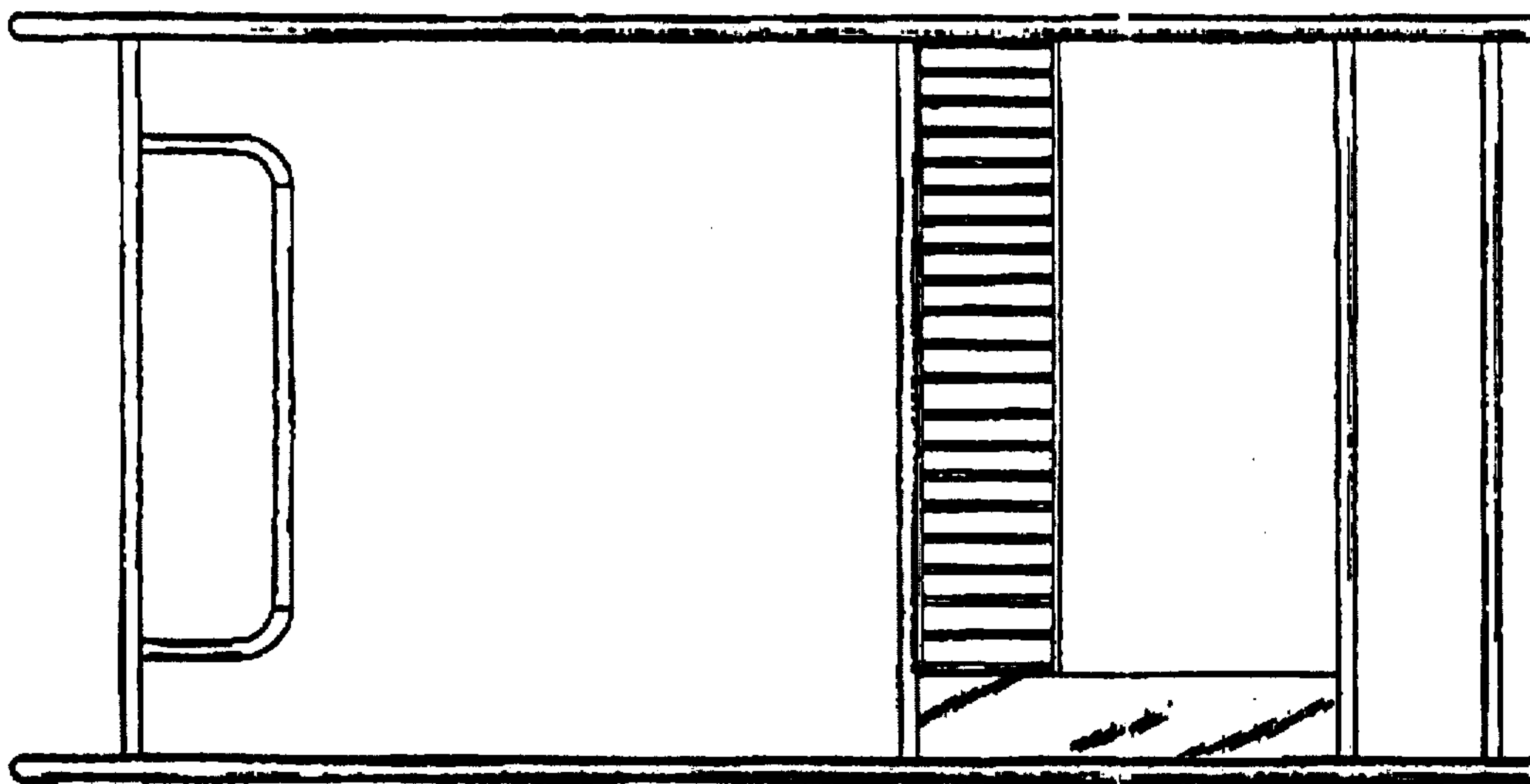


FIG.3

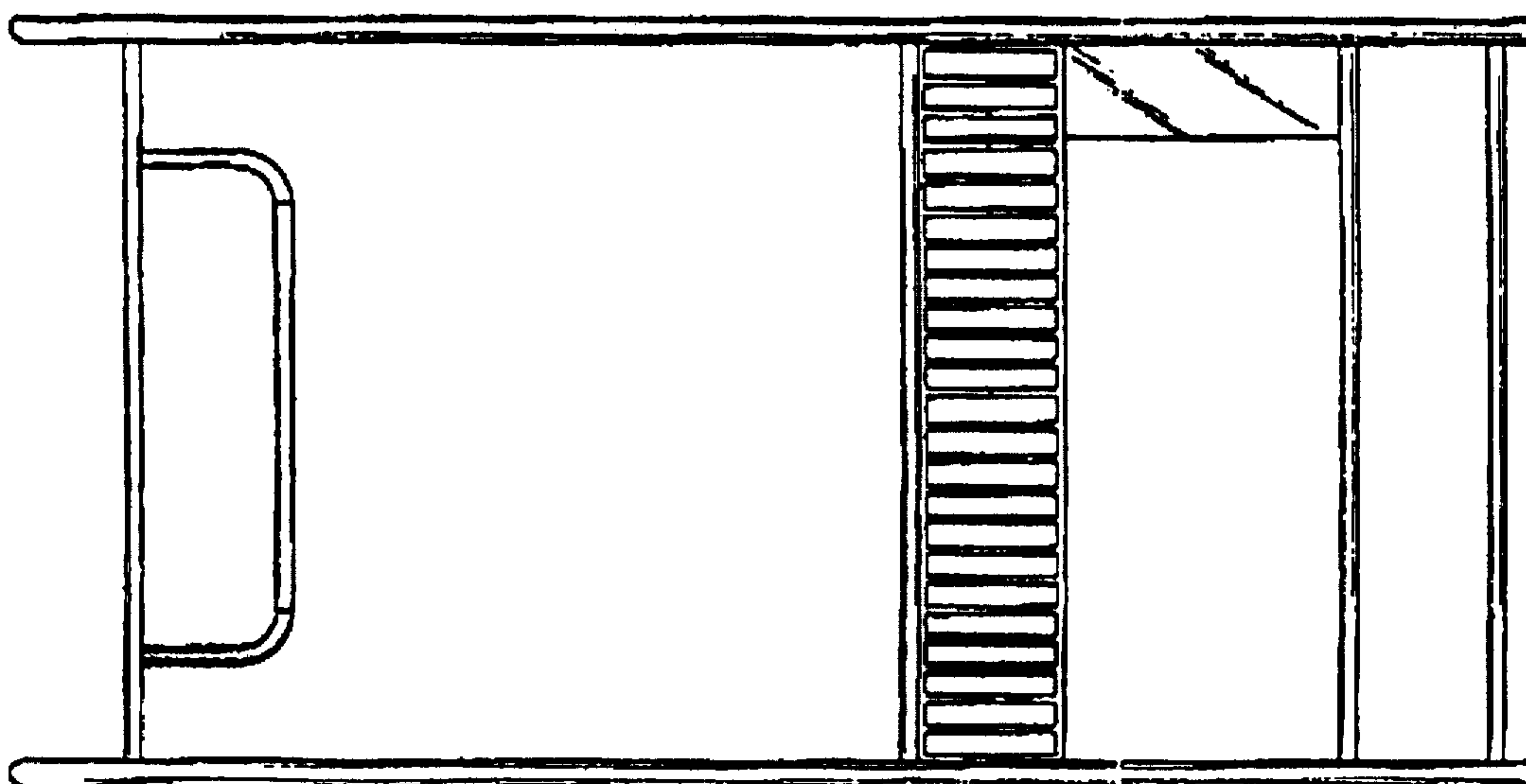


FIG.2




FIG. 6




FIG. 7




FIG. 5




FIG. 4