



US00D392121S

United States Patent [19]

Newkirk et al.

[11] Patent Number: **Des. 392,121**

[45] Date of Patent: ****Mar. 17, 1998**

[54] **SHELF UNIT WITH CABINET**

[75] Inventors: **John Robert Newkirk**, Bonita Springs, Fla.; **Paul Henry Winter**, Wilmington, Del.

[73] Assignee: **Zenith Products Corporation**, New Castle, Del.

[**] Term: **14 Years**

[21] Appl. No.: **58,944**

[22] Filed: **Aug. 29, 1996**

[51] LOC (6) Cl. **06-04**

[52] U.S. Cl. **D6/437; D6/477; D6/479**

[58] Field of Search **D6/432, 434, 436-439, D6/445-448, 474, 479, 559-561, 574, 477, 478, 461, 511; 312/108, 198, 204, 257.1; 211/188, 153; 108/91**

[56] **References Cited**

U.S. PATENT DOCUMENTS

D. 116,972 10/1939 Houle D6/437

D. 129,482	9/1941	Jiranek	D6/441
D. 159,488	8/1950	Jiranek	D6/446
D. 252,719	8/1979	Otero	D6/479
3,964,810	6/1976	Murphy	211/188
5,158,187	10/1992	Taub	211/188 X
5,438,938	8/1995	Meeker et al.	108/91

Primary Examiner—Janice E. Seeger
Attorney, Agent, or Firm—Edgar A. Zarins; Malcolm L. Sutherland


[57] **CLAIM**

The ornamental design for a shelf unit with cabinet, as shown and described.

DESCRIPTION

FIG. 1 is a perspective view of a shelf unit with cabinet showing our new design;
FIG. 2 is a front elevational view thereof;
FIG. 3 is a right side view thereof;
FIG. 4 is a left side view thereof;
FIG. 5 is a top plan view thereof; and,
FIG. 6 is a bottom plan view thereof.

1 Claim, 2 Drawing Sheets



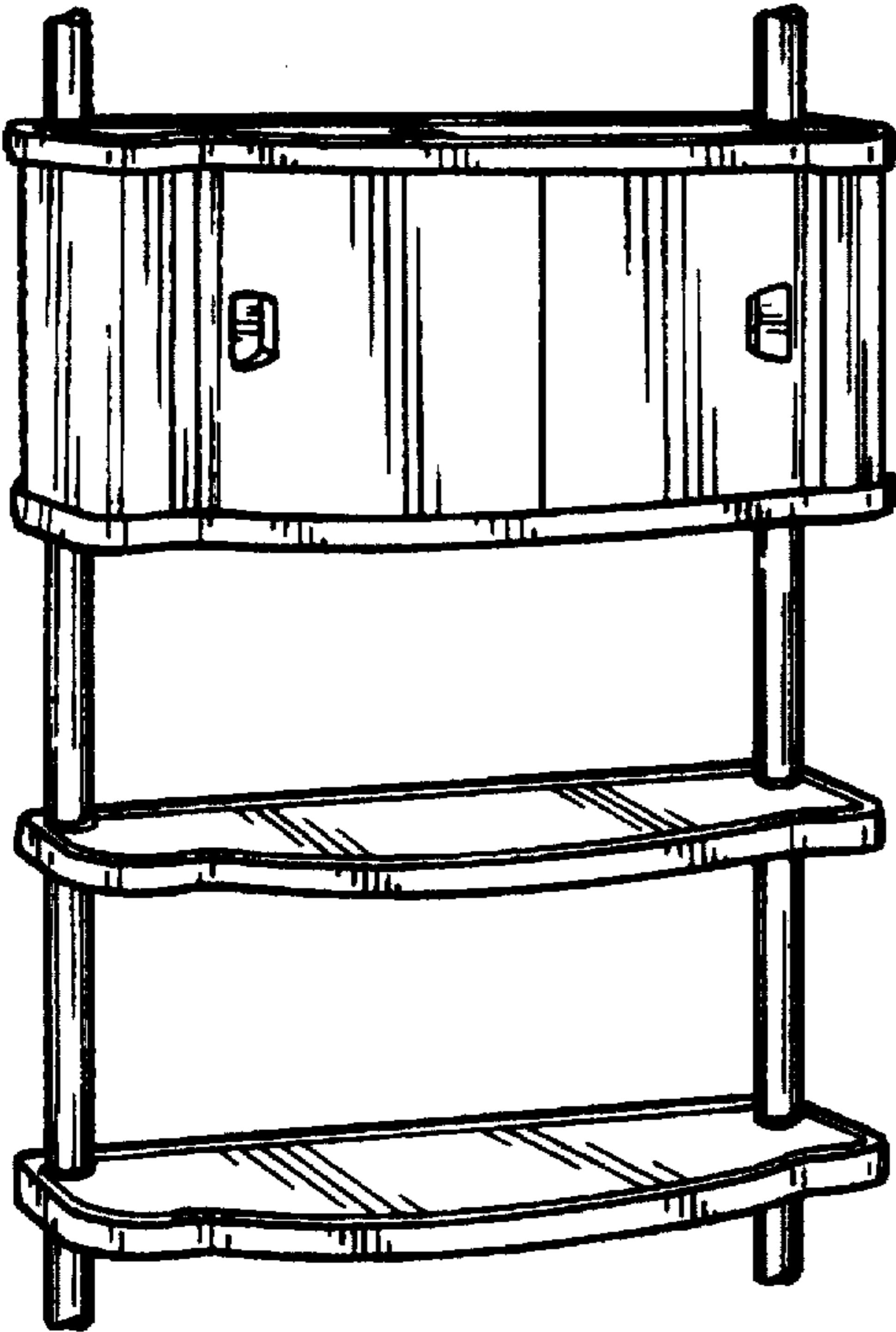


Fig - 1

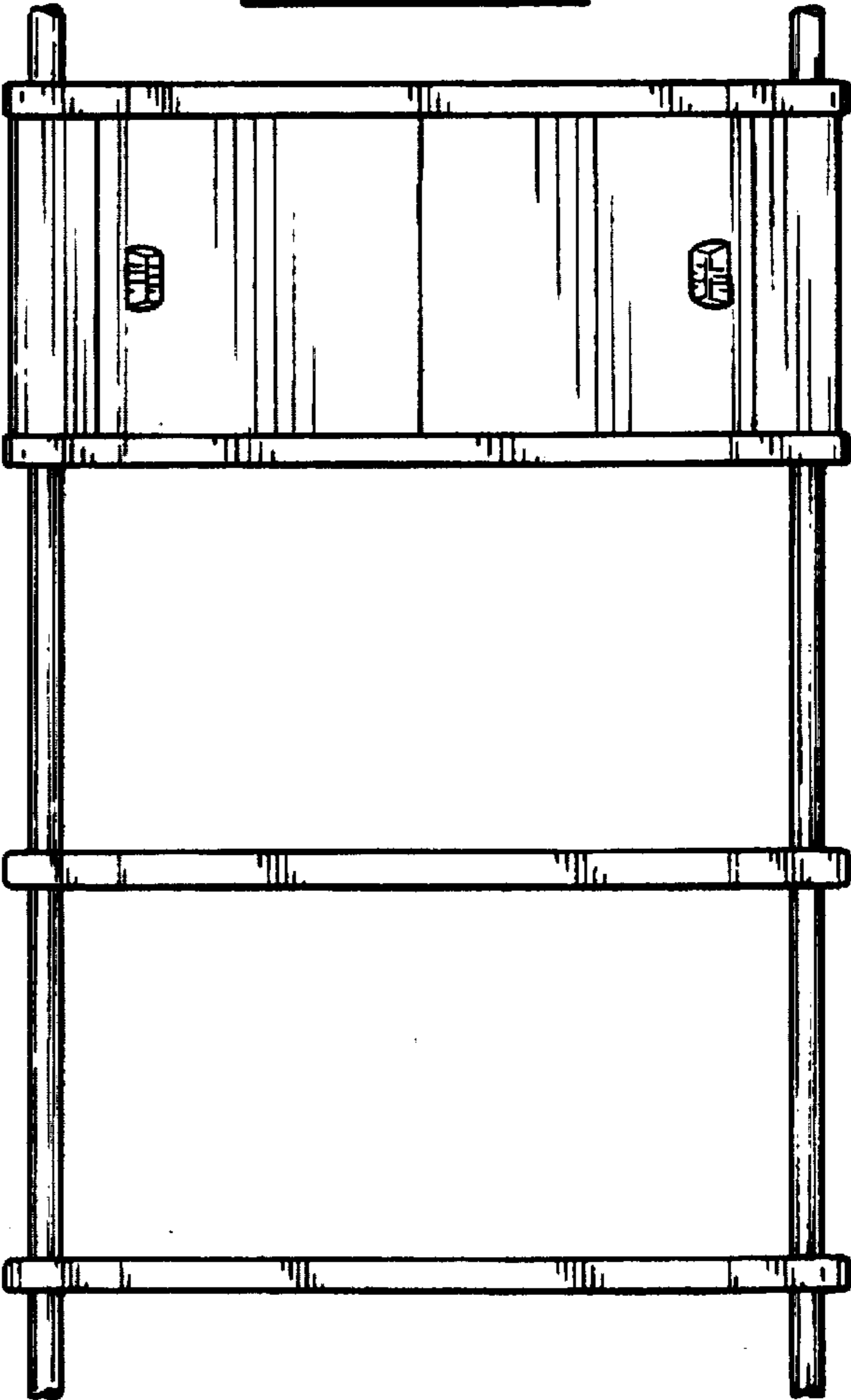


Fig - 2

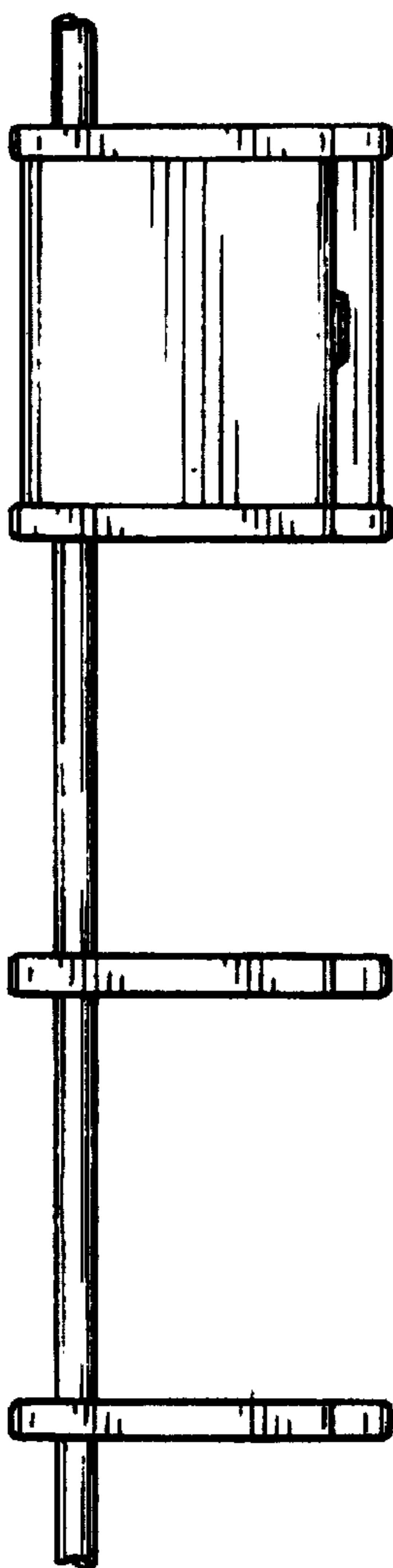


Fig - 3




Fig - 4




Fig - 5

Fig - 6

