



US00D392104S

United States Patent [19]

Berti

[11] Patent Number: Des. 392,104

[45] Date of Patent: **Mar. 17, 1998

[54] LONG SCRUB BRUSH HANDLE

[75] Inventor: Enzo Berti, Venice, Italy

[73] Assignee: The Libman Company, Arcola, Ill.

[**] Term: 14 Years

[21] Appl. No.: 60,400

[22] Filed: Sep. 27, 1996

[51] LOC (6) Cl. 04-01

[52] U.S. Cl. D4/138

[58] Field of Search D4/130, 132-134,
D4/138, 118; 15/143.1, 159.1, 160, 186,
187; D32/40, 51

[56] **References Cited**

U.S. PATENT DOCUMENTS

D. 176,304	12/1955	Bennett	D4/134
D. 231,284	4/1974	Lindbo	D4/133
D. 304,630	11/1989	Jones et al.	D32/40
D. 320,889	10/1991	Berti	D4/138
D. 344,634	3/1994	Berti	D4/138

Primary Examiner—Alan P. Douglas
Assistant Examiner—Lavone D. Tabor

Attorney, Agent, or Firm—Marshal, O'Toole, Gerstein,
Murray & Borun

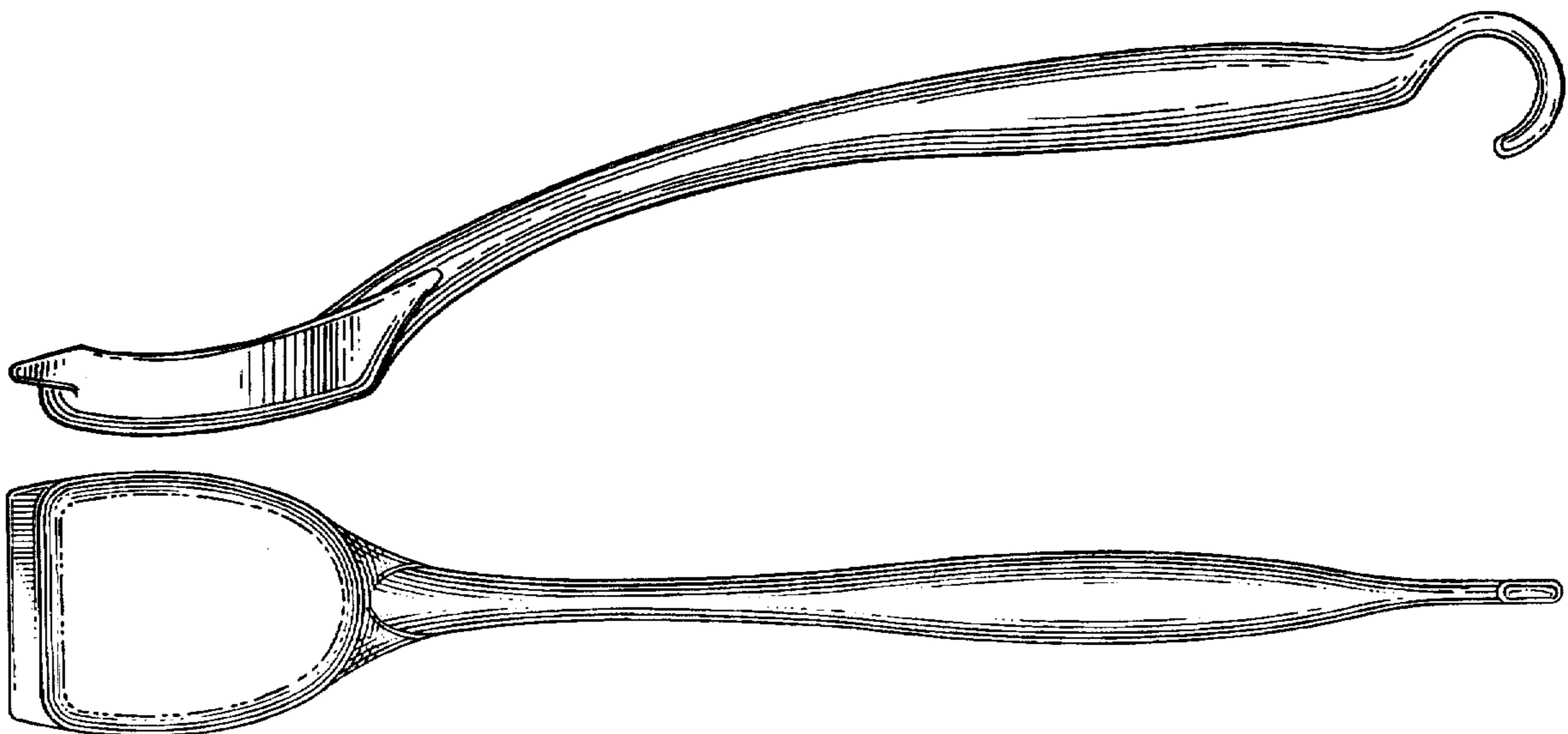
[57] **CLAIM**

The ornamental design for a long scrub brush handle, as shown and described.

DESCRIPTION

FIG. 1 is a left-side view, the right-side view being a mirror image thereof;
 FIG. 2 is a top view;
 FIG. 3 is a bottom view;
 FIG. 4 is a front view;
 FIG. 5 is a back view;
 FIG. 6 is a cross-section through lines 6—6 of FIG. 2;
 FIG. 7 is a cross-section through lines 7—7 of FIG. 2;
 FIG. 8 is a cross-section through lines 8—8 of FIG. 2;
 FIG. 9 is a cross-section through lines 9—9 of FIG. 2;
 FIG. 10 is a cross-section through lines 10—10 of FIG. 2;
 FIG. 11 is a cross-section through lines 11—11 of FIG. 2;
 FIG. 12 is a cross-section through lines 12—12 of FIG. 2;
 and,
 FIG. 13 is a cross section through lines 13—13 of FIG. 2.
 The broken lines in FIG. 1 represent bristles, and form no part of the claimed design.

1 Claim, 2 Drawing Sheets



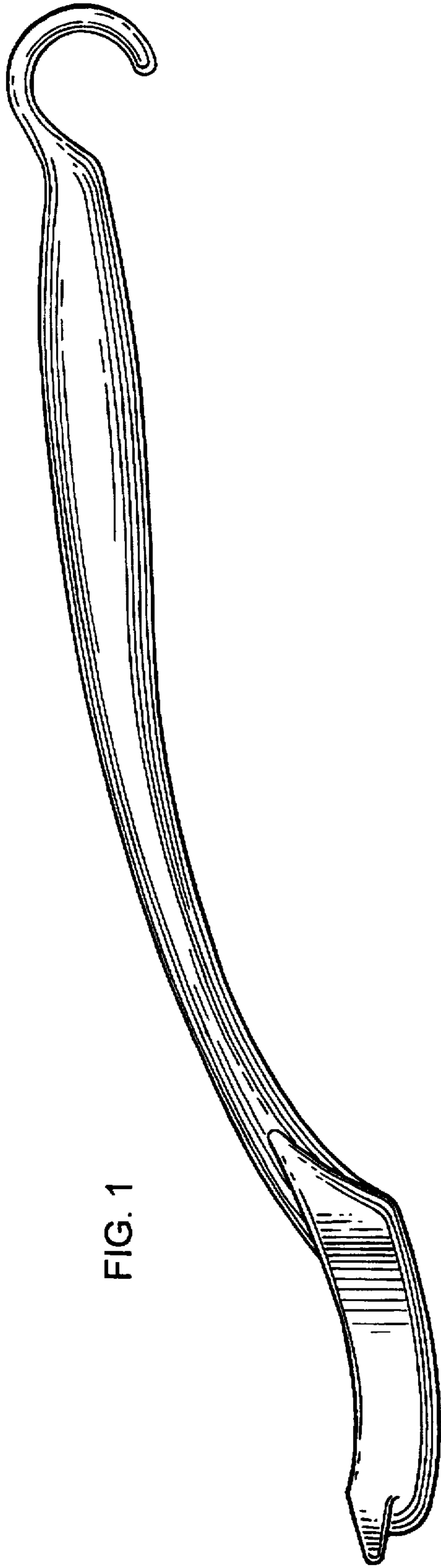


FIG. 1

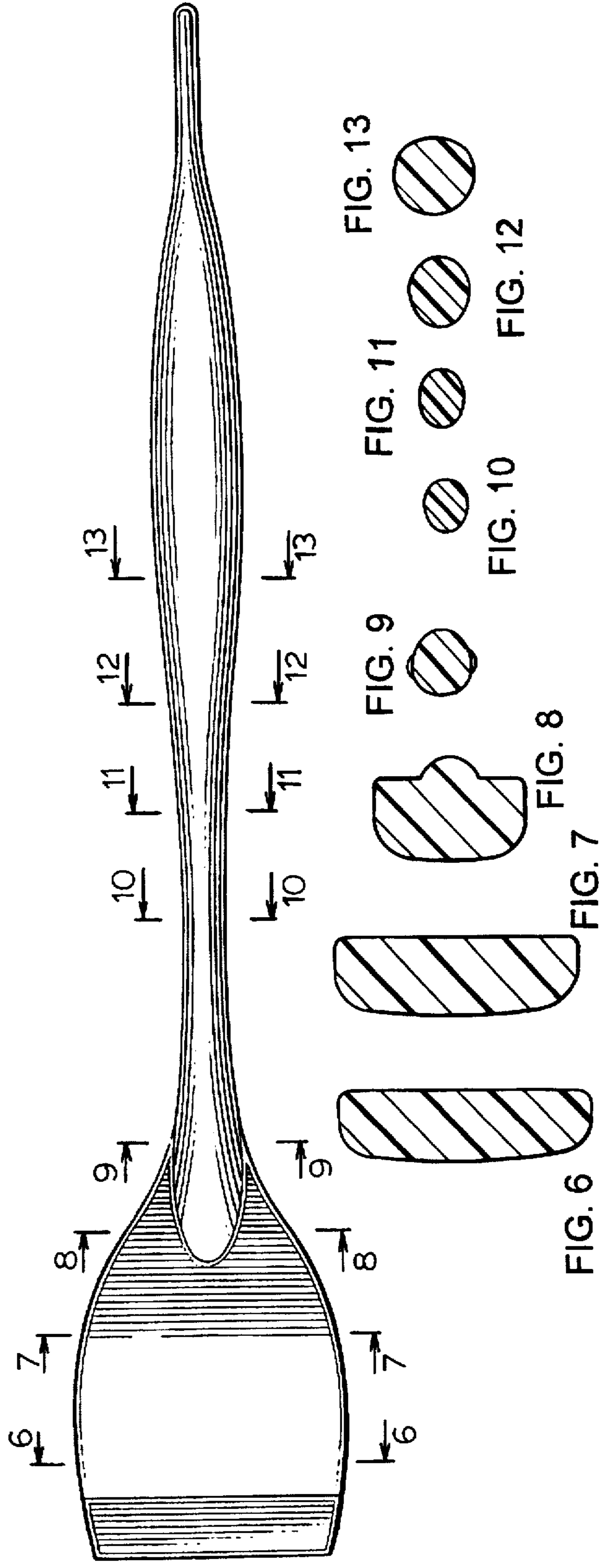


FIG. 2

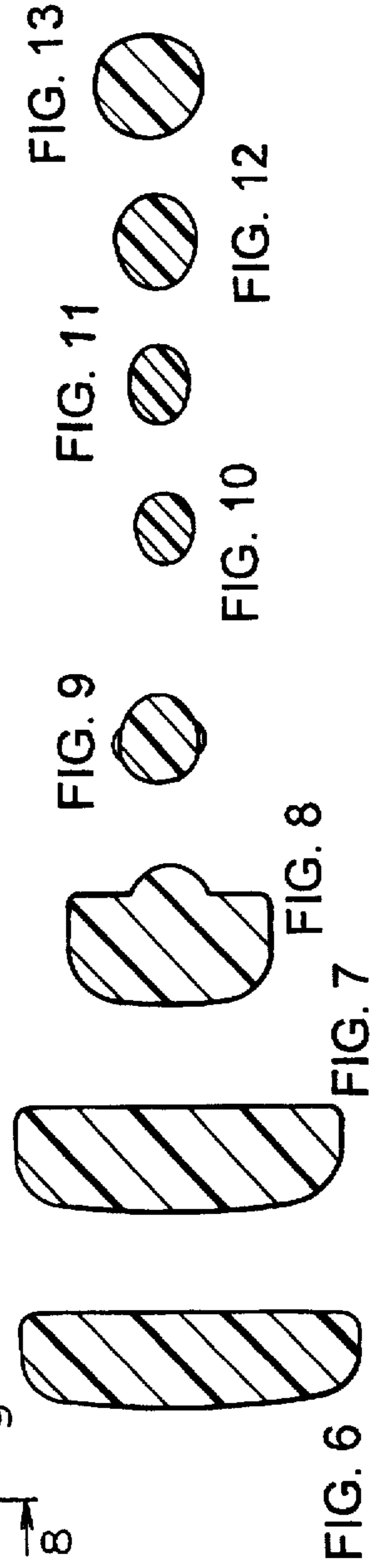


FIG. 13

FIG. 11

FIG. 12

FIG. 10

FIG. 9

FIG. 8

FIG. 7

FIG. 6

FIG. 3

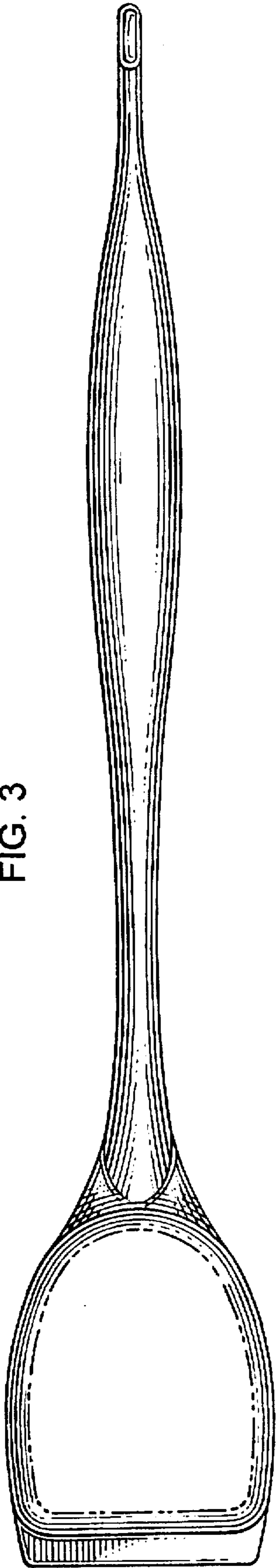


FIG. 4

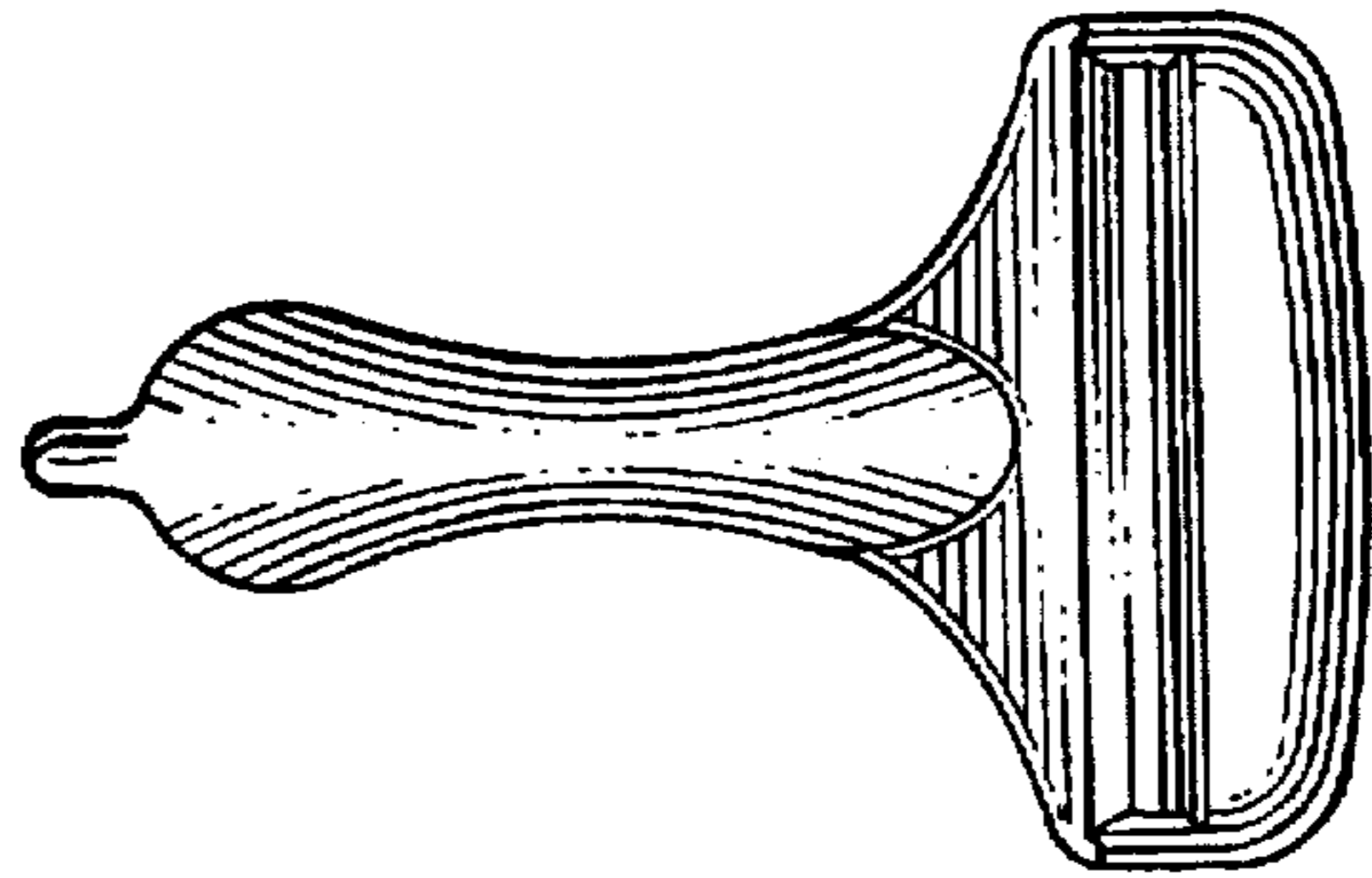


FIG. 5

