



US00D392091S

United States Patent [19]

[11] Patent Number: **Des. 392,091**

Takaoka et al.

[45] Date of Patent: ****Mar. 17, 1998**

[54] **SHOE SOLE**

D. 347,936	6/1994	Takaoka	D2/960
D. 353,709	12/1994	Mitsui	D2/953
D. 365,921	1/1996	Von Conta et al.	D2/959

[75] Inventors: **Norio Takaoka; Riho Murayama**, both of Kobe, Japan

FOREIGN PATENT DOCUMENTS

[73] Assignee: **Asics Corporation**, Japan

861934	6/1943	Japan	.
861934	6/1993	Japan	.

[**] Term: **14 Years**

Primary Examiner—Louis S. Zarfes
Attorney, Agent, or Firm—Nixon & Vanderhye

[21] Appl. No.: **44,316**

[57] CLAIM

[22] Filed: **Sep. 22, 1995**

The ornamental design for a shoe sole, as shown.

[51] LOC (6) Cl. **02-04**

DESCRIPTION

[52] U.S. Cl. **D2/954; D2/957**

[58] Field of Search D2/897, 902, 906, D2/908, 946-960, 962, 964; 36/101, 103, 104, 106, 113-115, 124, 126, 127-130, 3 B, 12-15, 22 R, 25 R, 32 R, 32 A, 172

FIG. 1 is a left side elevational view thereof;
FIG. 2 is a front elevational view thereof;
FIG. 3 is a right side elevational view thereof;
FIG. 4 is a rear elevational view thereof;
FIG. 5 is a top plan view thereof;
FIG. 6 is a bottom plan view thereof;
FIG. 7 is a cross-sectional view taken along line 8—8 in FIG. 2; and,
FIG. 8 is a perspective view end view of the shoe sole.

[56] References Cited

U.S. PATENT DOCUMENTS

D. 296,839	7/1988	Kelley	D2/954
D. 325,293	4/1992	Kiyosawa et al.	D2/949
D. 326,015	5/1992	Kayano	D2/953
D. 340,130	10/1993	Blissert	.	
D. 342,376	12/1993	James	D2/954
D. 343,506	1/1994	Kusuki et al.	D2/954
D. 346,687	5/1994	Kayano et al.	D2/953

The article of the present design is a shoe sole which is attached to the upper part of a shoe. The design is symmetrical in respect of the corresponding opposite shoe sole.

1 Claim, 3 Drawing Sheets

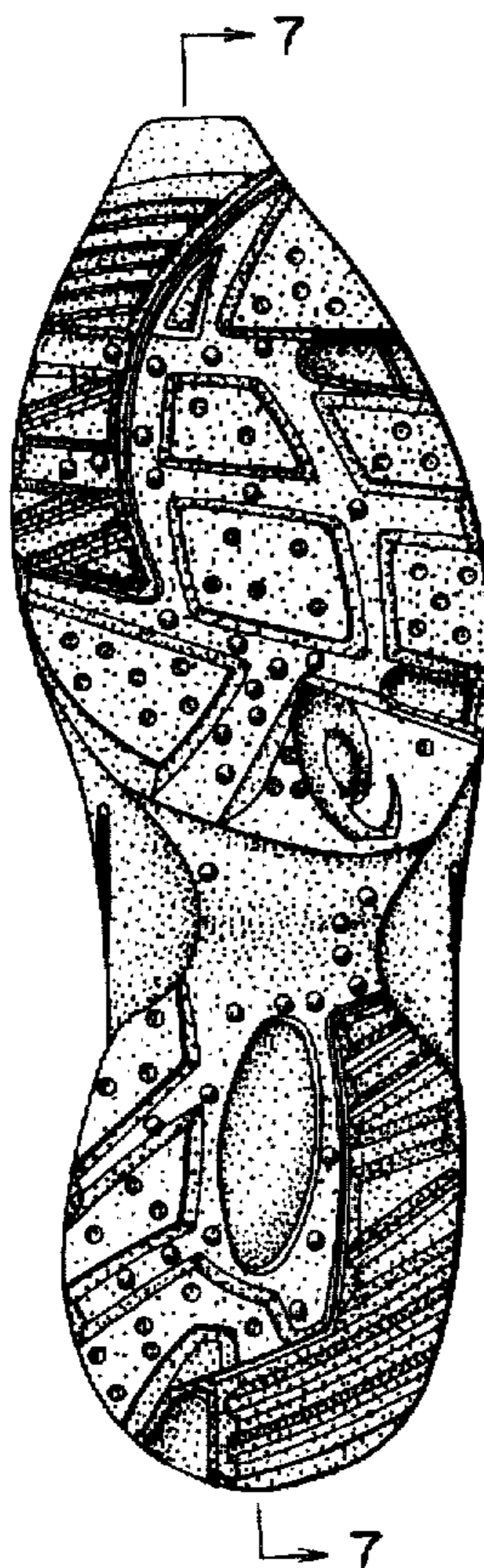


FIG. 1

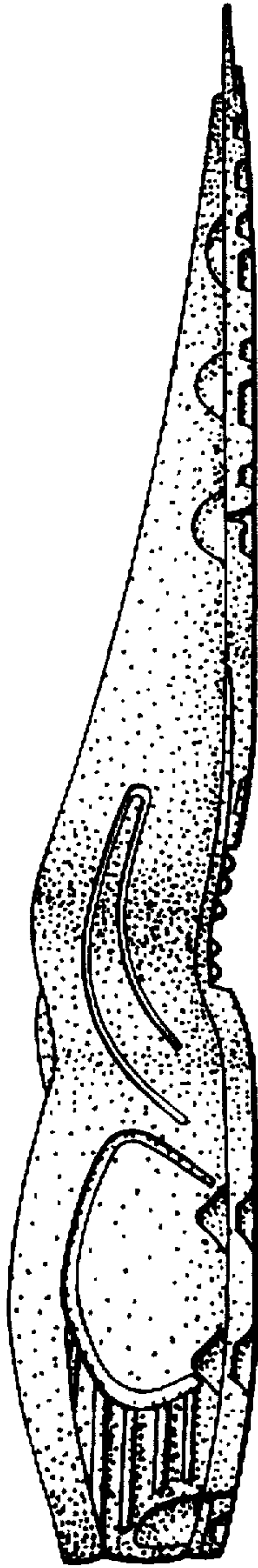


FIG. 2

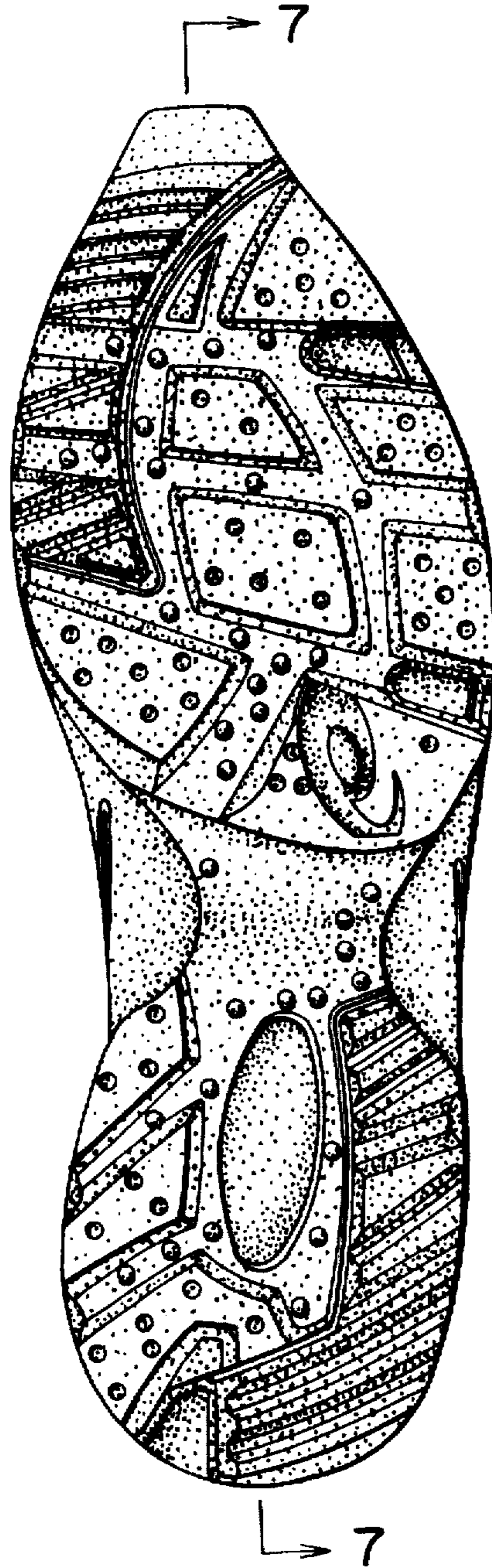


FIG. 3

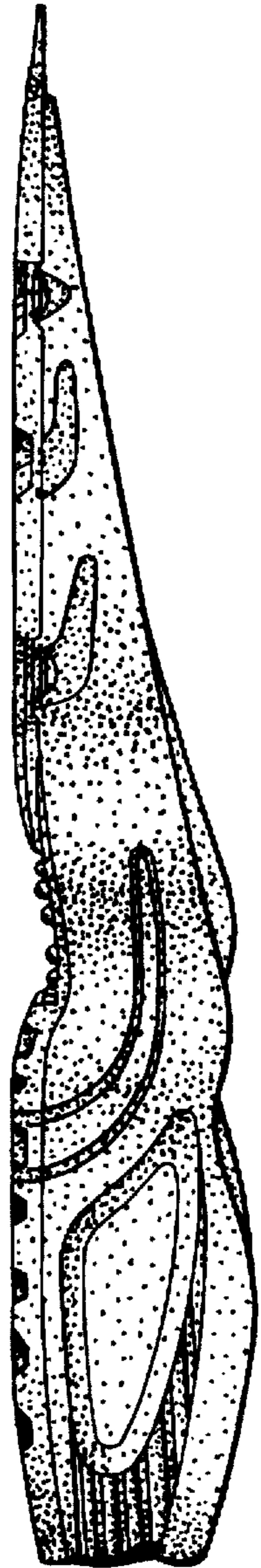


FIG. 4

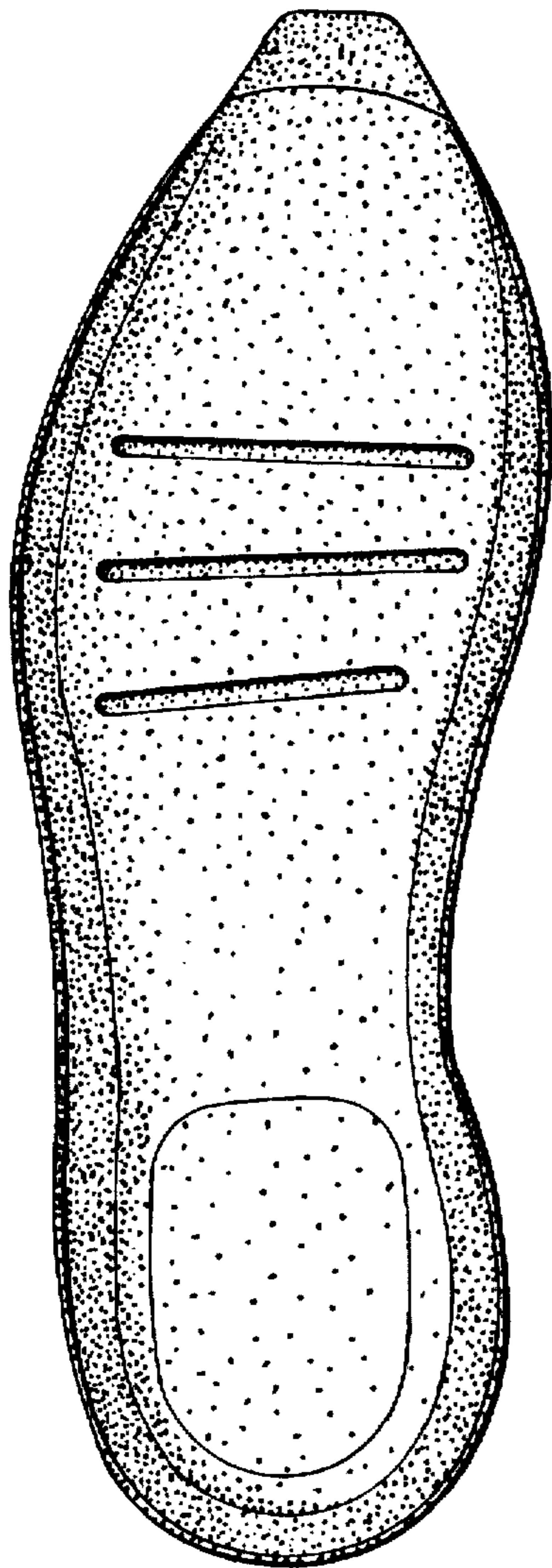


FIG. 5

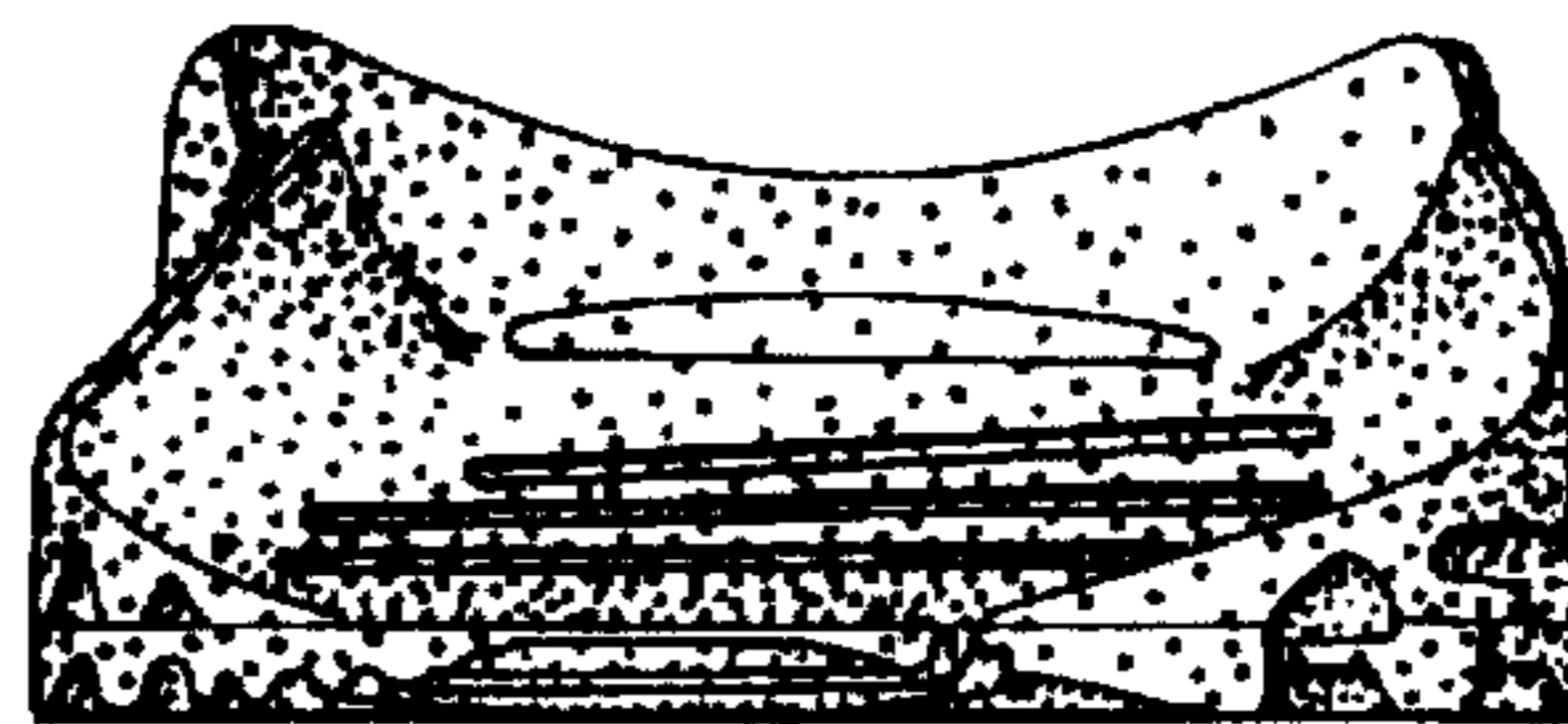


FIG. 6

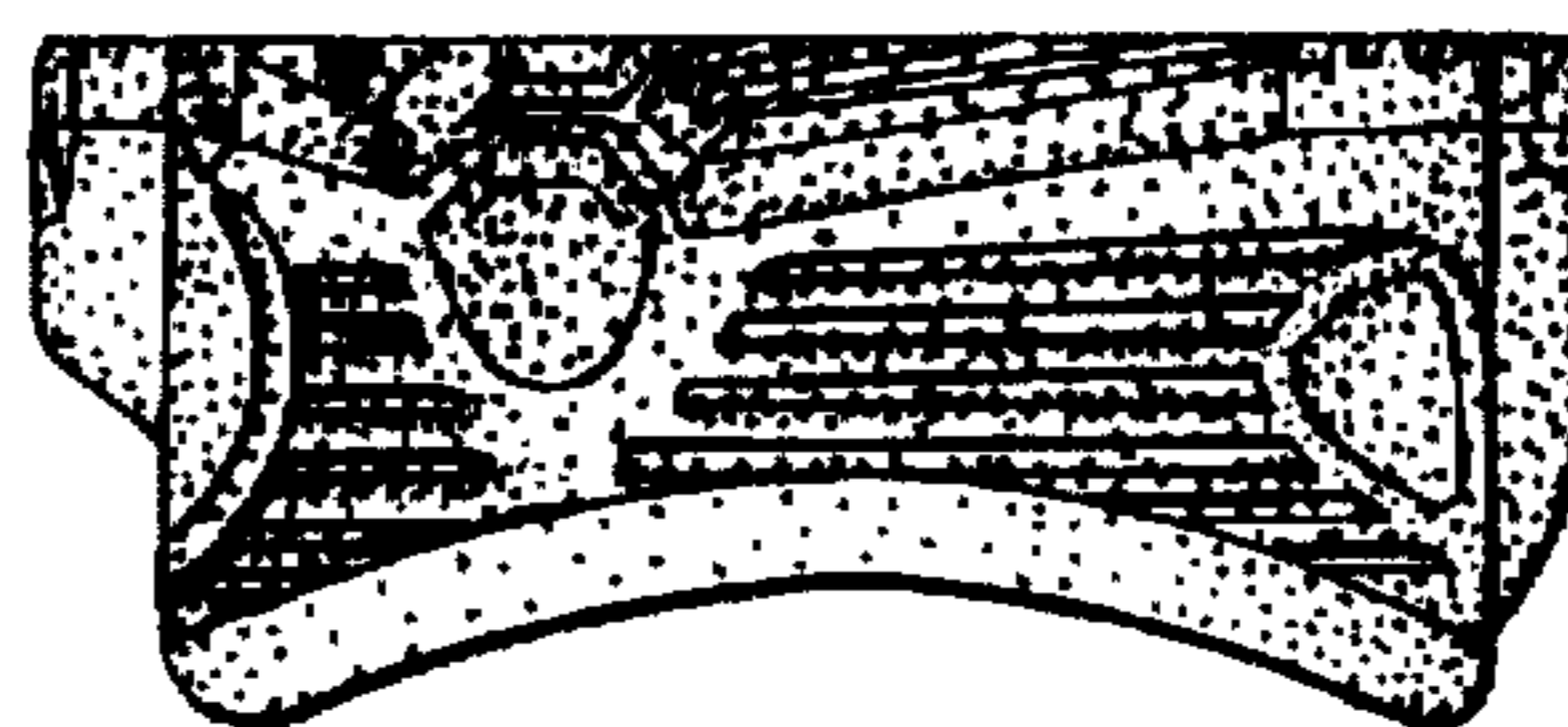


FIG. 7

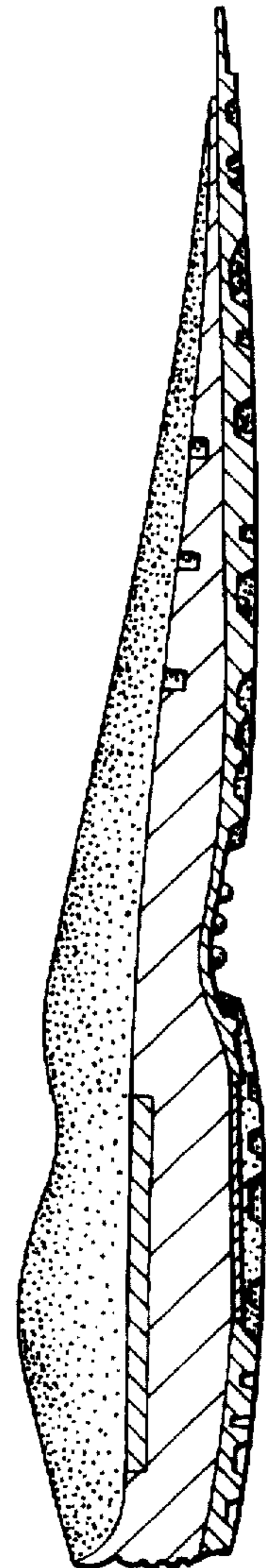


FIG. 8

