

US00D392074S

United States Patent [19]
Witkin

[11] **Patent Number: Des. 392,074**

[45] **Date of Patent: **Mar. 10, 1998**

[54] **DISPOSABLE LINER FOR AN ATHLETE'S SHIN GUARD**

[76] **Inventor: Kerry J. Witkin, P.O. Box 7103, Rancho Santa Fe, Calif. 92067-7103**

[**] **Term: 14 Years**

[21] **Appl. No.: 50,809**

[22] **Filed: Feb. 26, 1996**

[51] **LOC (6) Cl. 29-02**

[52] **U.S. Cl. D29/122**

[58] **Field of Search D29/120, 121, D29/122; 2/16, 22-24, 910, 911, 2**

[56] **References Cited**

U.S. PATENT DOCUMENTS

D. 236,387	8/1975	Katzman et al.	D29/120
D. 248,074	6/1978	Randall	D29/119
D. 343,256	1/1994	Davis	D29/121
2,068,182	1/1937	Jackson	D29/113
3,382,503	5/1968	Ramon	D29/121
3,475,835	11/1969	Kovar	D29/120
5,056,157	10/1991	Pryor	D29/120
5,491,840	2/1996	Yen	D29/120

Primary Examiner—Ruth McInroy
Attorney, Agent, or Firm—Brown, Martin, Haller & McClain, LLP

[57] **CLAIM**

The ornamental design for a disposable liner for an athlete's shin guard, as shown.

DESCRIPTION

FIG. 1 is a front elevation view of a disposable liner for an athlete's shin guard showing my new design, the liner shown conformed to a shin guard which is show in broken lines for illustrative purposes only and forms no part of the claimed design;

FIG. 2 is a front elevation view of the liner;

FIG. 3 is an enlarged sectional view taken on line 3—3 in FIG. 2 and is shown broken away for ease of illustration;

FIG. 4 is a rear elevation view thereof;

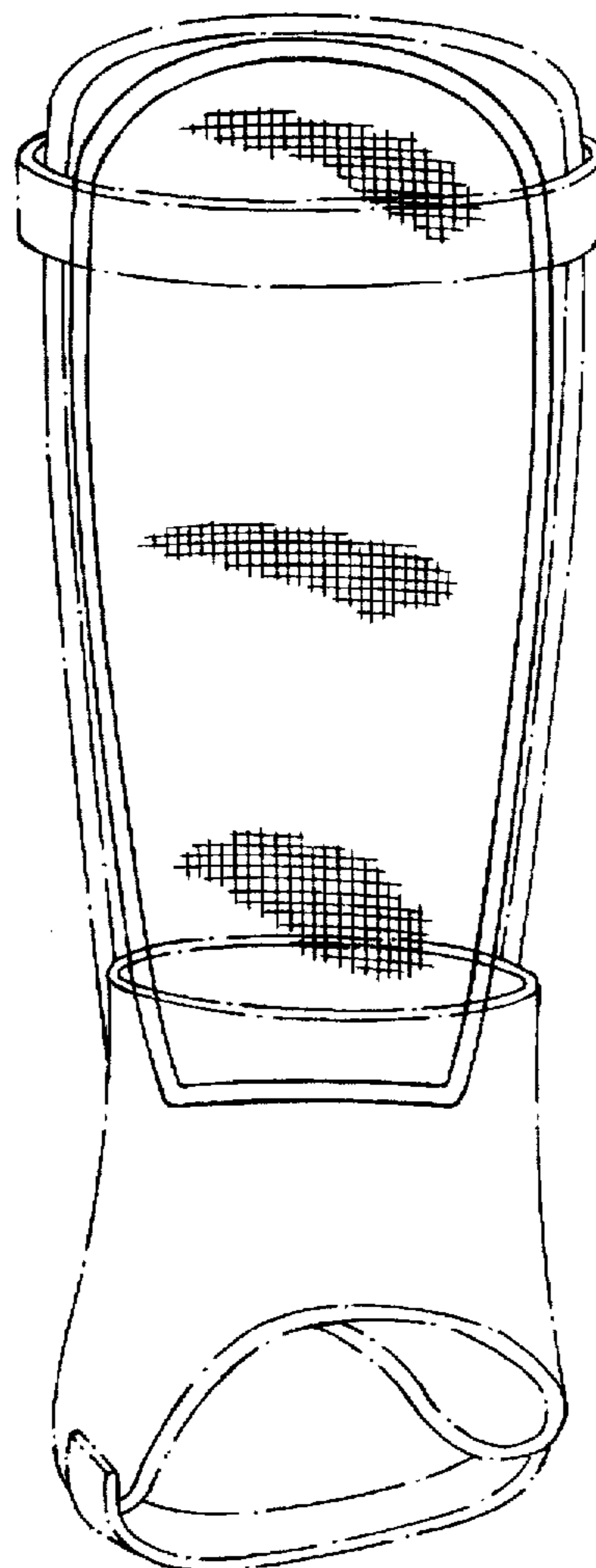
FIG. 5 is a left side elevation view thereof, the right side being a mirror image;

FIG. 6 is a bottom plan view thereof; and,

FIG. 7 is a top plan view thereof.

The crosshatched shading is understood to repeat throughout the indicated areas.

1 Claim, 2 Drawing Sheets






FIG. 1

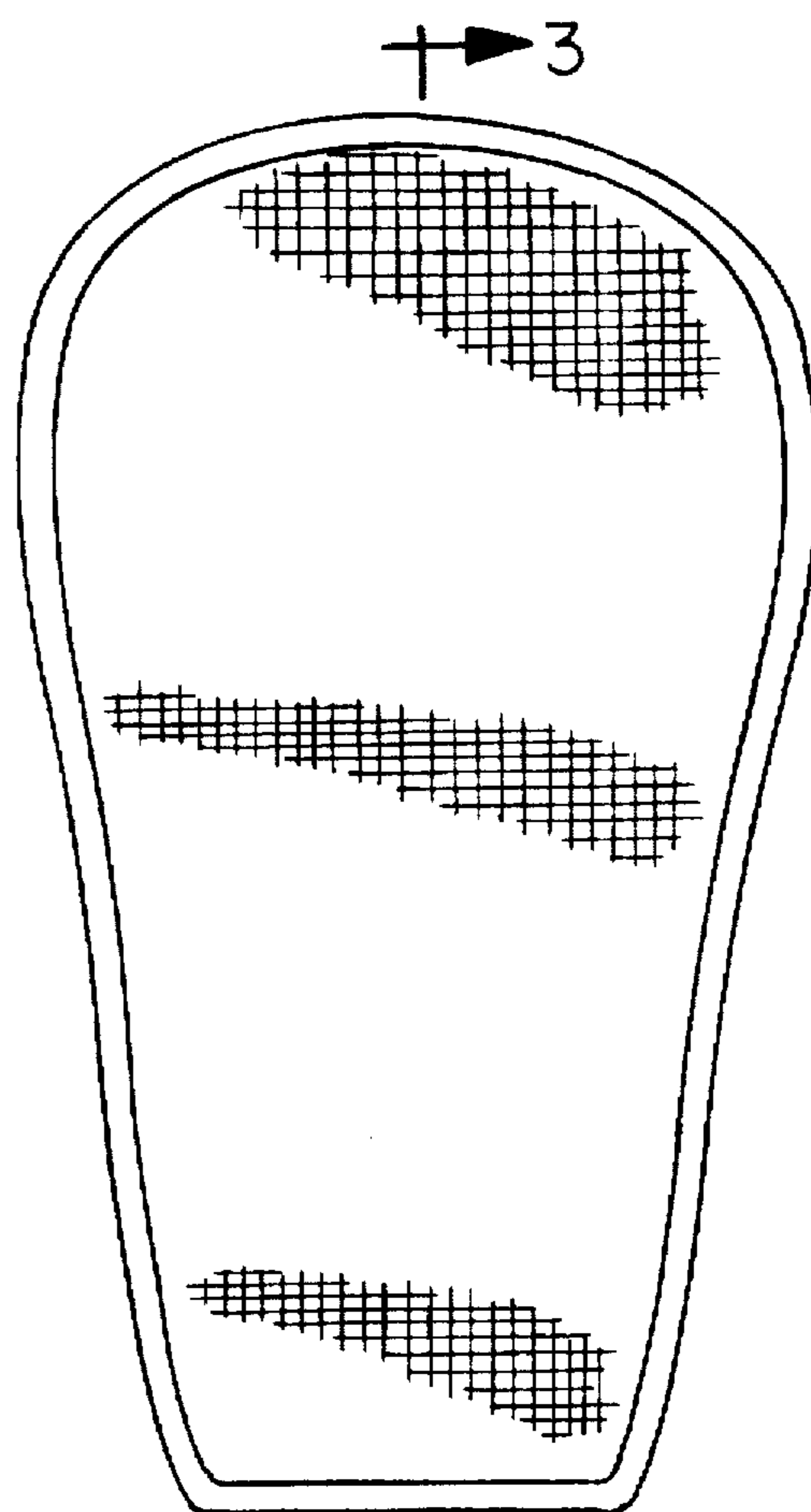


FIG. 2

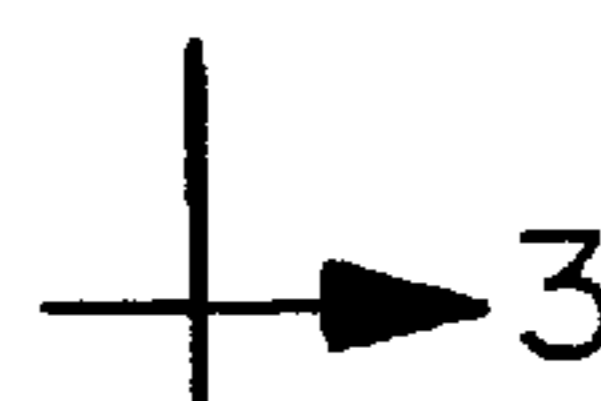


FIG. 3

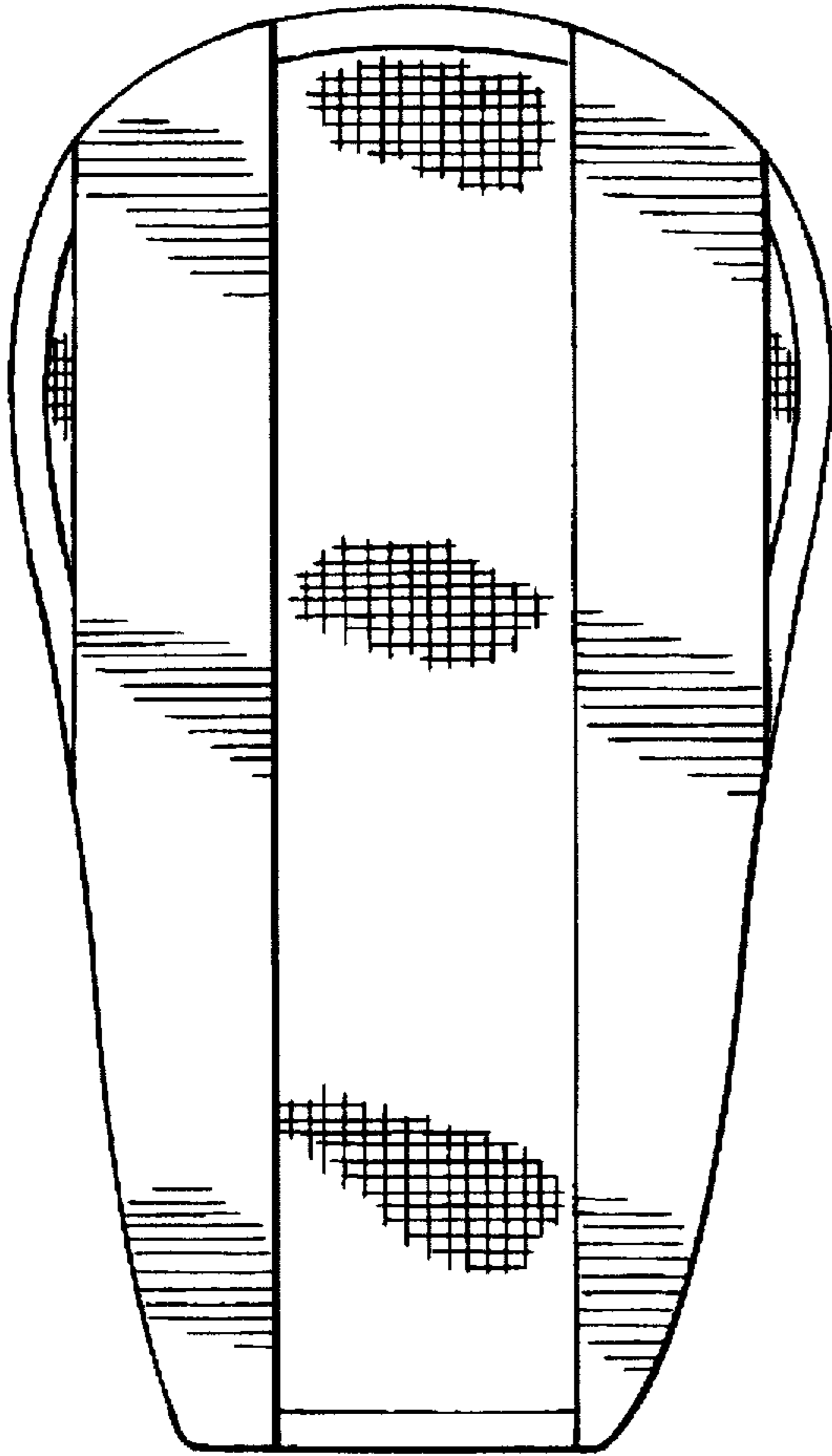


FIG. 4



FIG. 5

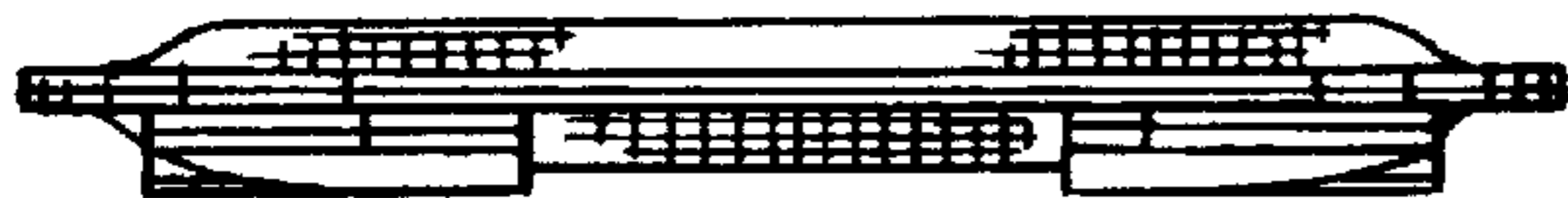


FIG. 6



FIG. 7