



US00D392070S

United States Patent [19]

Pitaro et al.

[11] Patent Number: **Des. 392,070**

[45] Date of Patent: ****Mar. 10, 1998**

[54] **BACKSCRATCHER**

[76] Inventors: **Armando J. Pitaro; Eric A. Pitaro,**
both of P.O. Box 208, Bondville, Vt.
05340

[**] Term: **14 Years**

[21] Appl. No.: **73,371**

[22] Filed: **Jul. 7, 1997**

[51] LOC (6) Cl. **28-99**

[52] U.S. Cl. **D28/99**

[58] Field of Search D28/99, 63; D24/133,
D24/147, 200, 214, 215; D8/88, 89, 6,
13, 14, 16; D32/40, 46-49; 601/134-137;
15/236.08, 236.09

[56] **References Cited**

U.S. PATENT DOCUMENTS

- D. 35,313 11/1901 Wirt D24/211
- D. 180,412 6/1957 Noguchi D7/653
- D. 244,345 5/1977 Poveromo D24/147 X
- D. 260,694 9/1981 Mallett D28/99
- D. 311,605 10/1990 Clayton D28/99 X
- D. 312,145 11/1990 Murphy D28/99

- D. 330,094 10/1992 Chmura, Jr. D28/99
- D. 369,439 4/1996 Fischer D28/99
- 687,363 11/1901 Wirt 601/154
- 1,612,343 12/1926 Amussen D24/200 X
- 4,574,788 3/1986 Jordan 601/137

FOREIGN PATENT DOCUMENTS

- 597461 11/1925 United Kingdom 601/137

Primary Examiner—Ted Shooman
Assistant Examiner—C. Tuttle
Attorney, Agent, or Firm—John J. Welch, Esq.

[57] CLAIM

The ornamental design for a backscratcher, as shown and described.

DESCRIPTION

FIG. 1 is a right side elevational view showing our new design, the opposite side being a mirror image of the side shown;

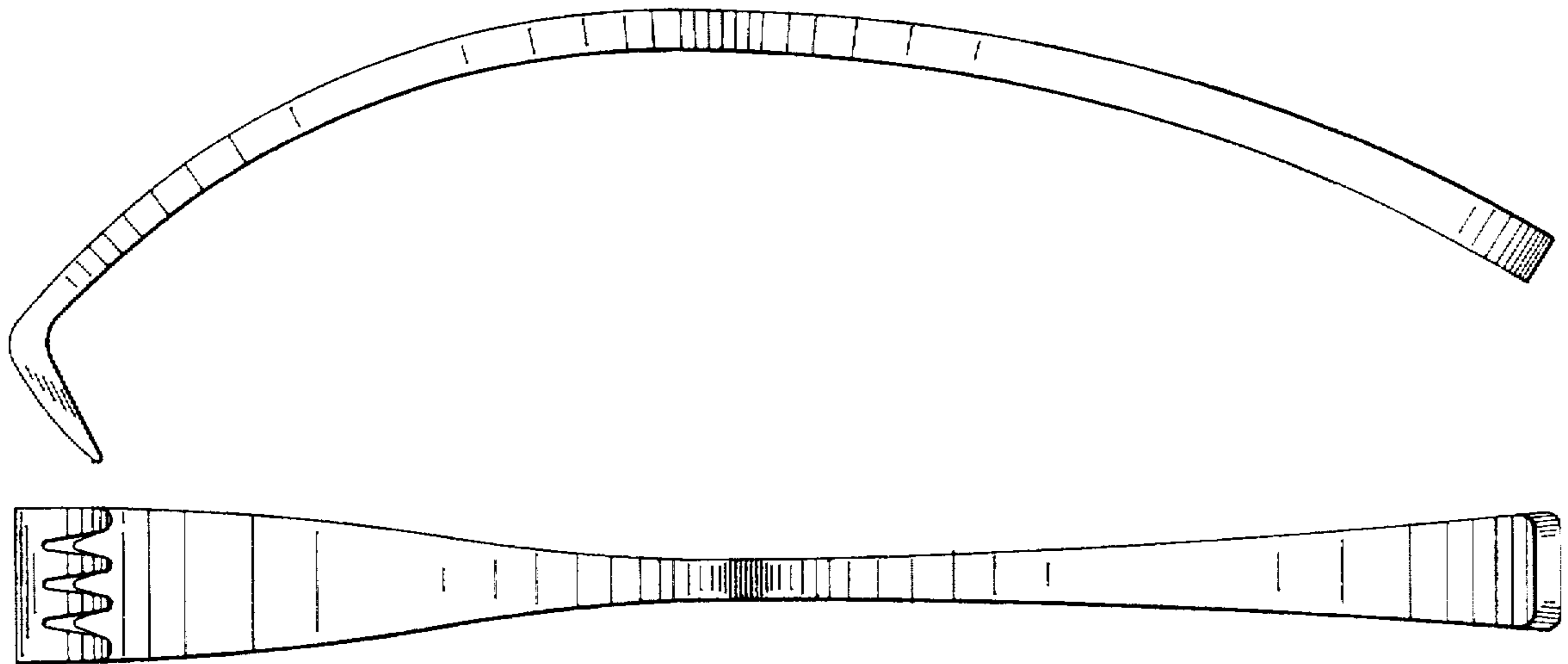
FIG. 2 is a bottom plan view thereof;

FIG. 3 is a top plan view thereof;

FIG. 4 is a front end elevational view thereof; and,

FIG. 5 is a rear end elevational view thereof.

1 Claim, 2 Drawing Sheets



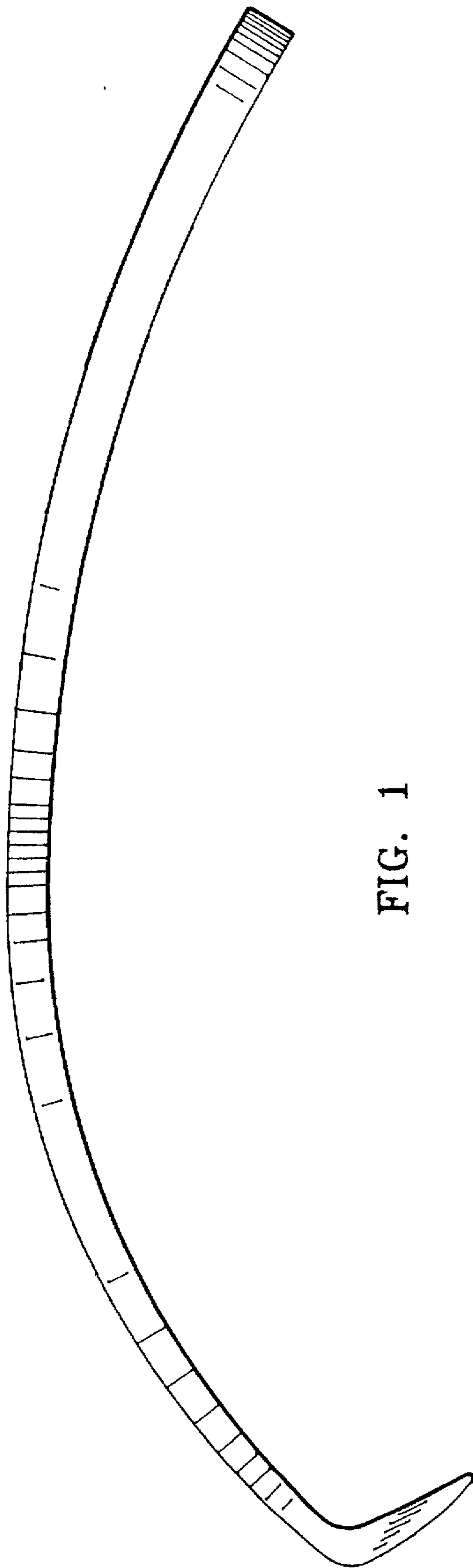


FIG. 1

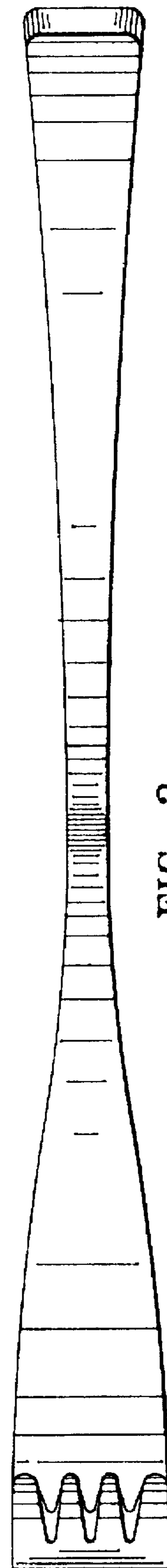


FIG. 2

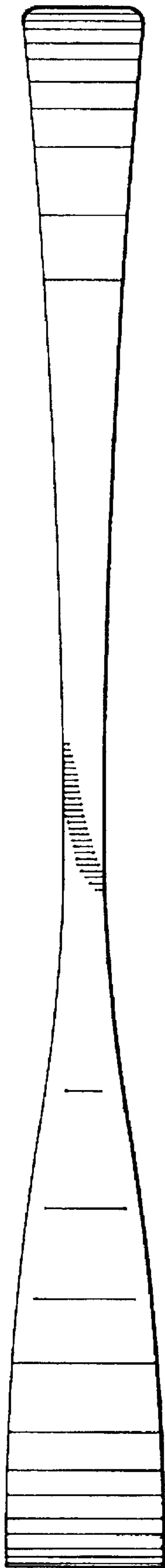


FIG. 3

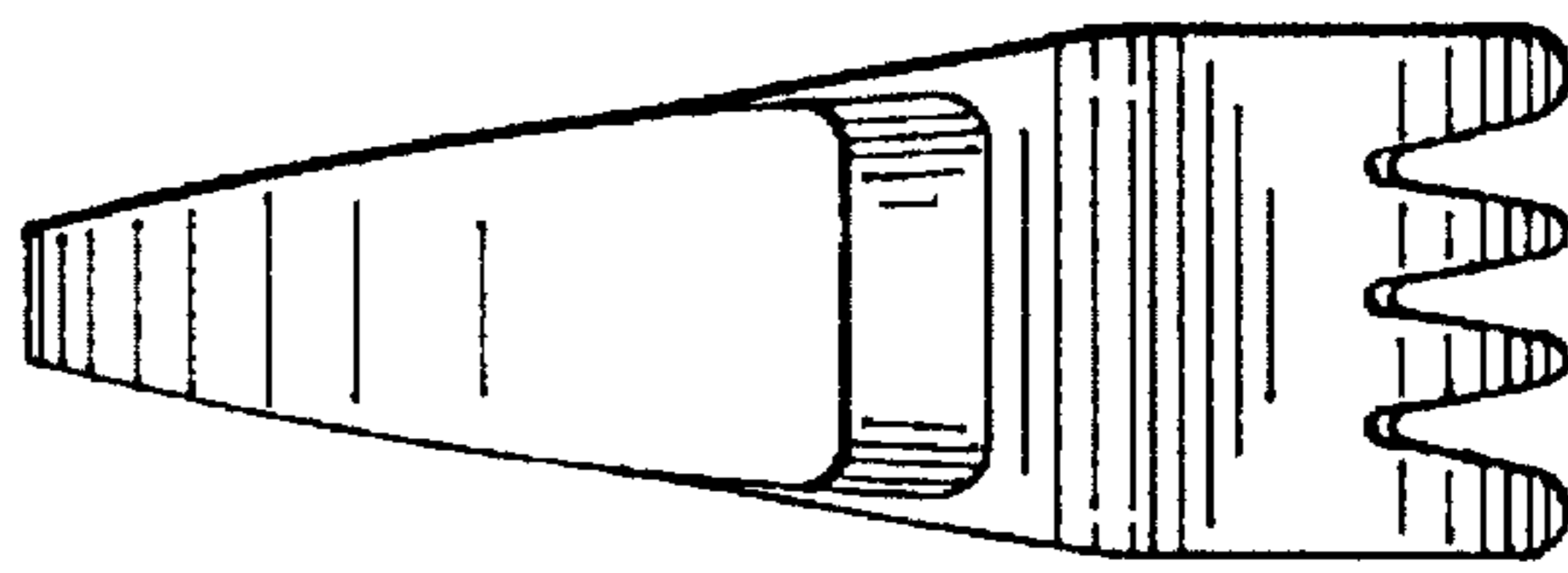


FIG. 5

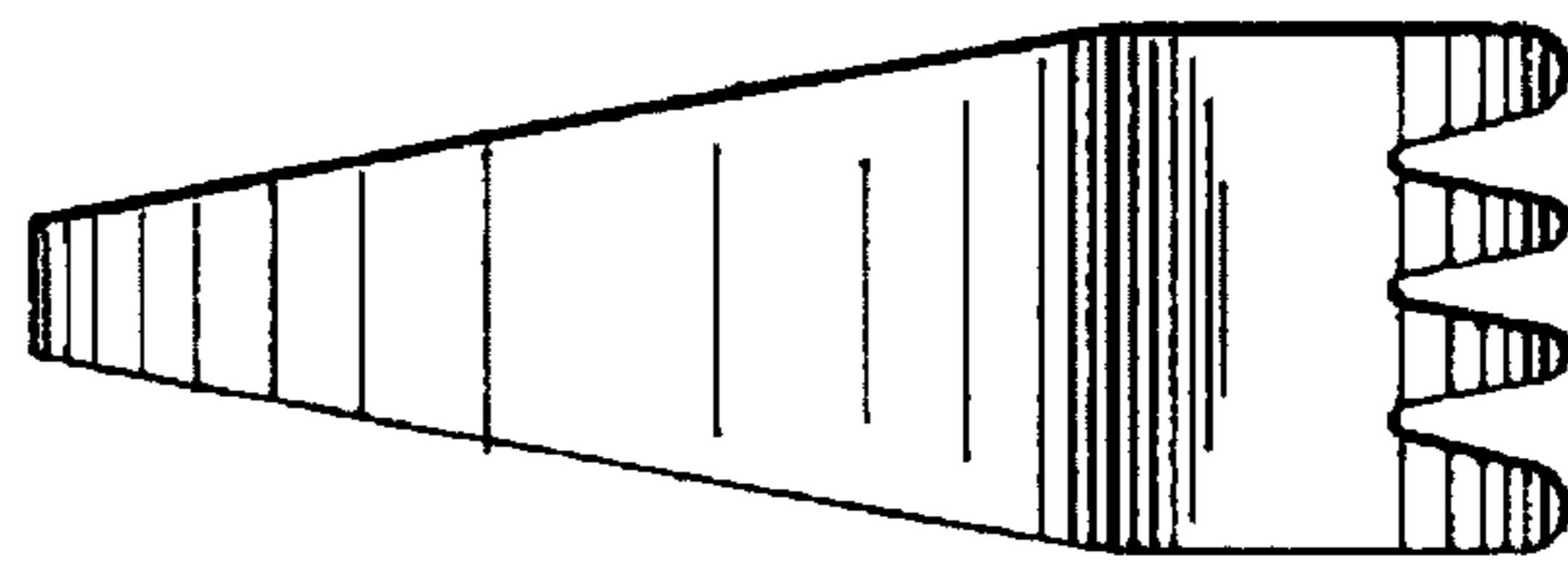


FIG. 4