



US00D392069S

United States Patent [19]
Rowland

[11] **Patent Number:** **Des. 392,069**
[45] **Date of Patent:** ****Mar. 10, 1998**

[54] **HOLDER FOR SMOKING ITEMS AND MATERIALS**

[75] **Inventor:** **Richard K. Rowland**, Franklin, Tenn.

[73] **Assignee:** **Music City Marketing, Inc.**, Nashville, Tenn.

[**] **Term:** **14 Years**

[21] **Appl. No.:** **68,274**

[22] **Filed:** **Mar. 25, 1997**

[51] **LOC (6) Cl.** **27-06**

[52] **U.S. Cl.** **D27/183; D27/189; D27/191**

[58] **Field of Search** **D27/183, 172, D27/173, 174, 175, 180, 181, 184, 186, 187, 188, 189, 190, 191; 131/253; 206/252, 253, 242, 254, 255, 256, 270, 258, 259-269, 245, 249, 250; D7/615, 612; D9/529**

[56] **References Cited**

U.S. PATENT DOCUMENTS

27,693 4/1860 Clark 206/250
35,022 9/1862 Rehmman D27/173

D. 374,817 10/1996 Bertolini et al. D9/529 X
D. 379,309 5/1997 Crawford D9/529
443,942 12/1890 Heinrich 131/253
1,094,283 4/1914 Wick 206/269 X
2,303,167 11/1942 Loether 206/256
5,465,738 11/1995 Rowland 206/242 X

Primary Examiner—Susan J. Lucas
Assistant Examiner—Jennifer Register
Attorney, Agent, or Firm—Laff, Whitesel, Conte & Saret, Ltd.

[57] **CLAIM**

The ornamental design for a holder for smoking items and materials, as shown and described.

DESCRIPTION

FIG. 1 is a front perspective view of a holder for smoking items and materials, showing our new design;
FIG. 2 is a top plan view thereof;
FIG. 3 is a bottom plan view thereof;
FIG. 4 is a rear elevation view thereof the front elevation view being a mirror image;
FIG. 5 is a right-hand-side elevation view thereof; and,
FIG. 6 is a left-hand-side elevation view thereof.

1 Claim, 1 Drawing Sheet




FIG. 1




FIG. 2

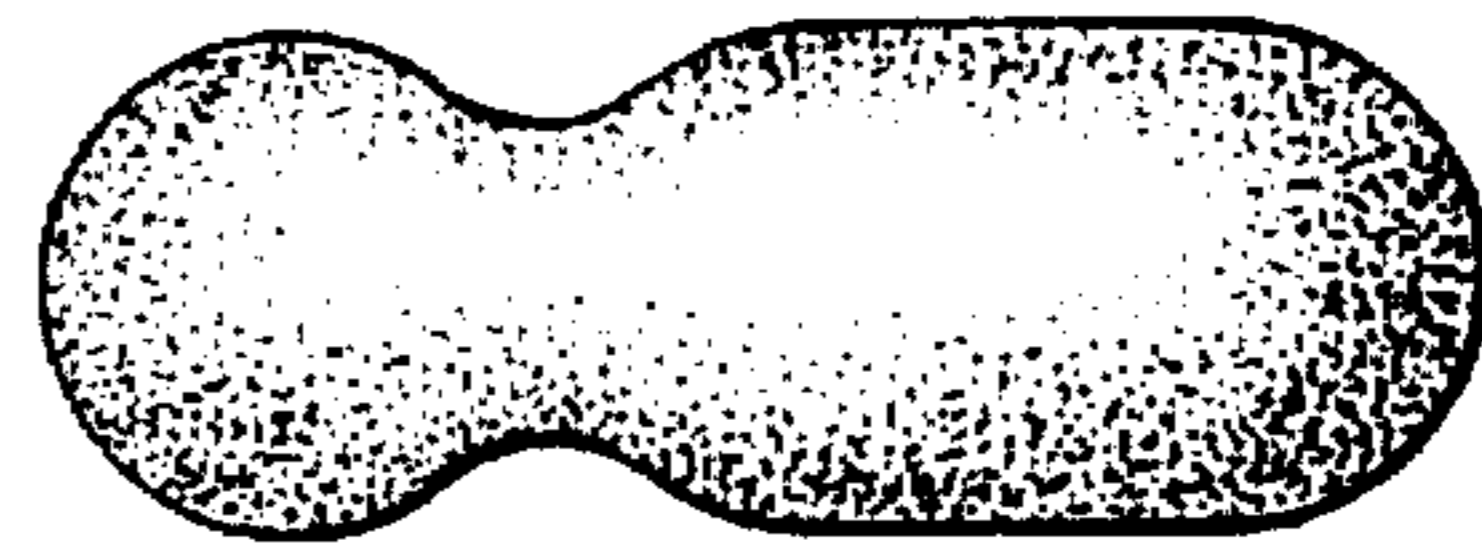


FIG. 3

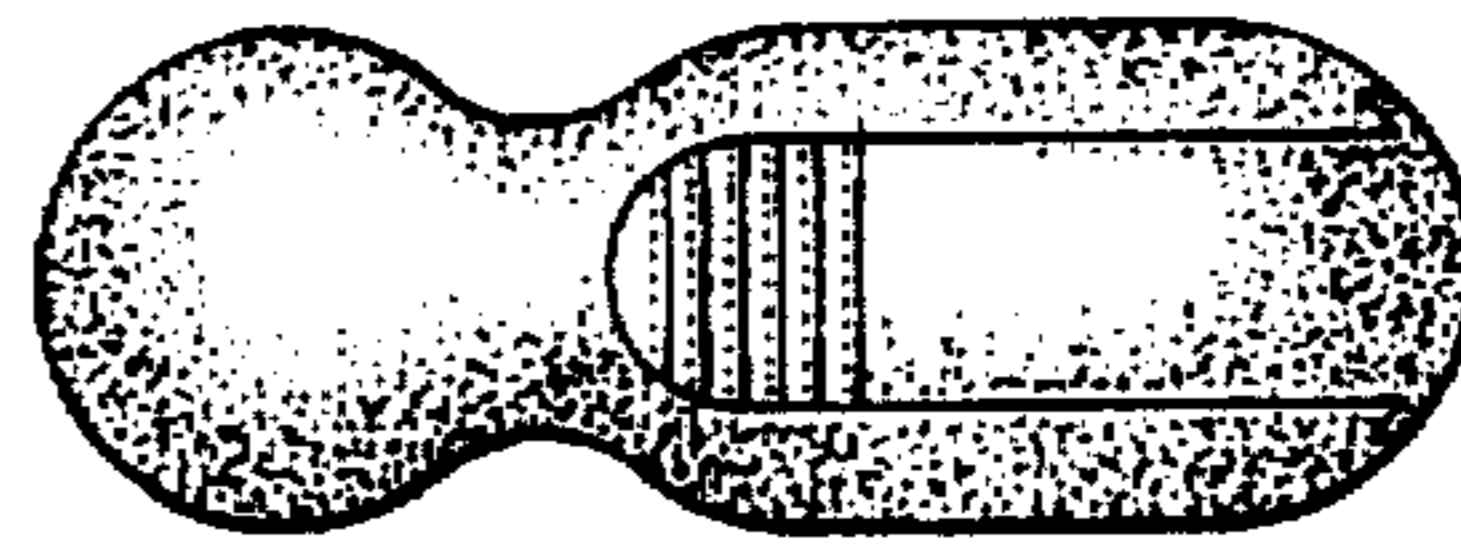


FIG. 5




FIG. 4




FIG. 6

