



US00D392047S

# United States Patent [19]

Davlantes

[11] Patent Number: **Des. 392,047**

[45] Date of Patent: **\*\*Mar. 10, 1998**

[54] **PET DOOR LOCKING FRAME**  
[76] Inventor: **George N. Davlantes**, 21457 Iglesia Dr., Woodlawn Hills, Calif. 91364

D. 334,810 4/1993 Davlantes ..... D25/60  
D. 351,029 9/1994 Davlantes ..... D25/60  
4,651,793 3/1987 Davlantes ..... 160/92  
5,287,654 2/1994 Davlantes ..... 49/169

[\*\*] Term: **14 Years**

*Primary Examiner*—Doris Clark  
*Attorney, Agent, or Firm*—Lahive & Cockfield, LLP

[21] Appl. No.: **56,764**

### [57] CLAIM

[22] Filed: **Jul. 9, 1996**

The ornamental design for a pet door locking frame, as shown and described.

### Related U.S. Application Data

[63] Continuation-in-part of Ser. No. 48,562, Jan. 4, 1996.  
[51] LOC (6) Cl. .... **25-02**  
[52] U.S. Cl. .... **D25/48**  
[58] Field of Search ..... D25/60, 48; D30/199;  
160/92; 48/168, 169; 119/19

### DESCRIPTION

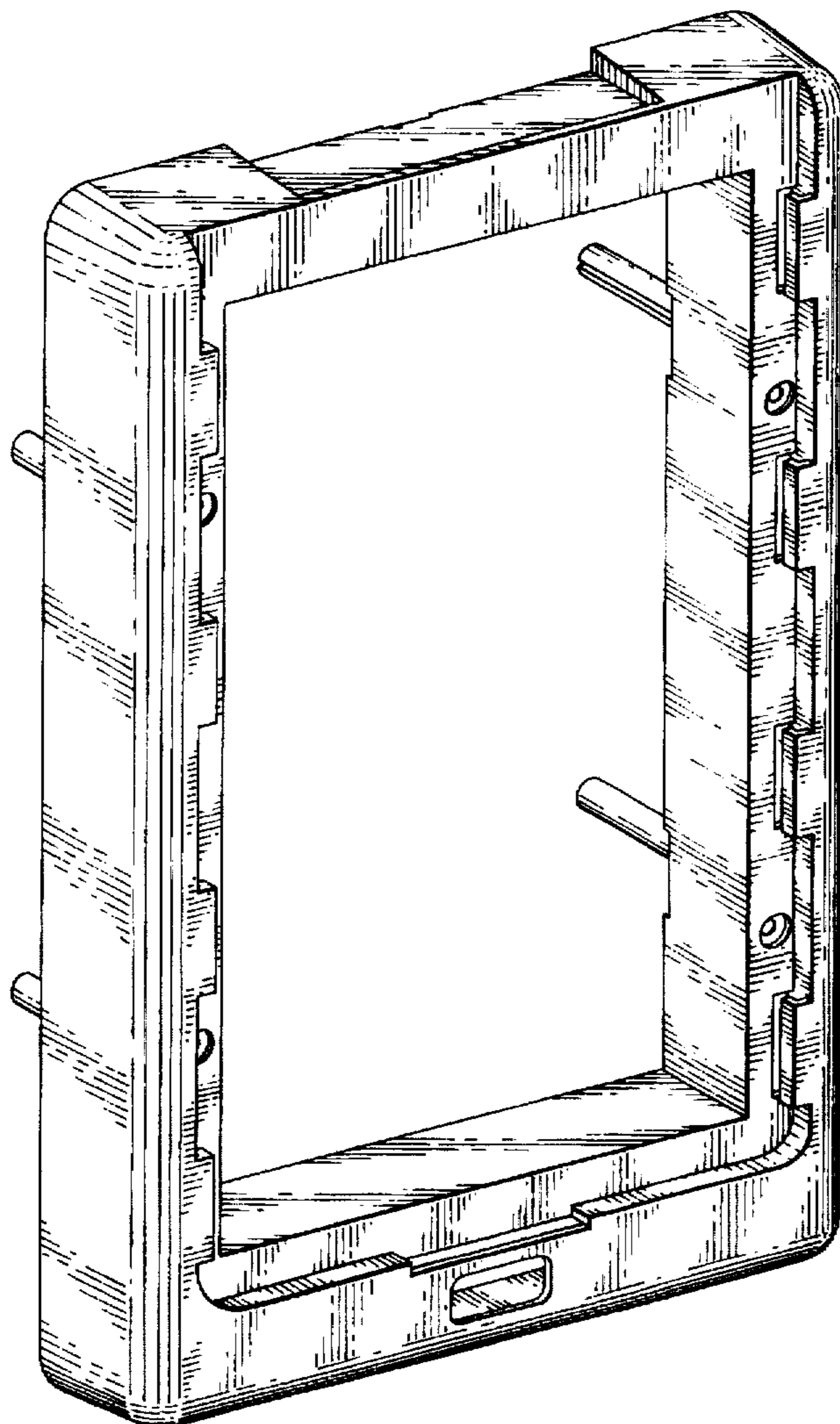
FIG. 1 is a front perspective view of a pet door locking frame showing my new design;  
FIG. 2 is a rear perspective view thereof;  
FIG. 3 is a front elevational view thereof;  
FIG. 4 is a rear elevational view thereof;  
FIG. 5 is a top plan view thereof;  
FIG. 6 is a bottom plan view thereof; and,  
FIG. 7 is a side elevational view thereof.

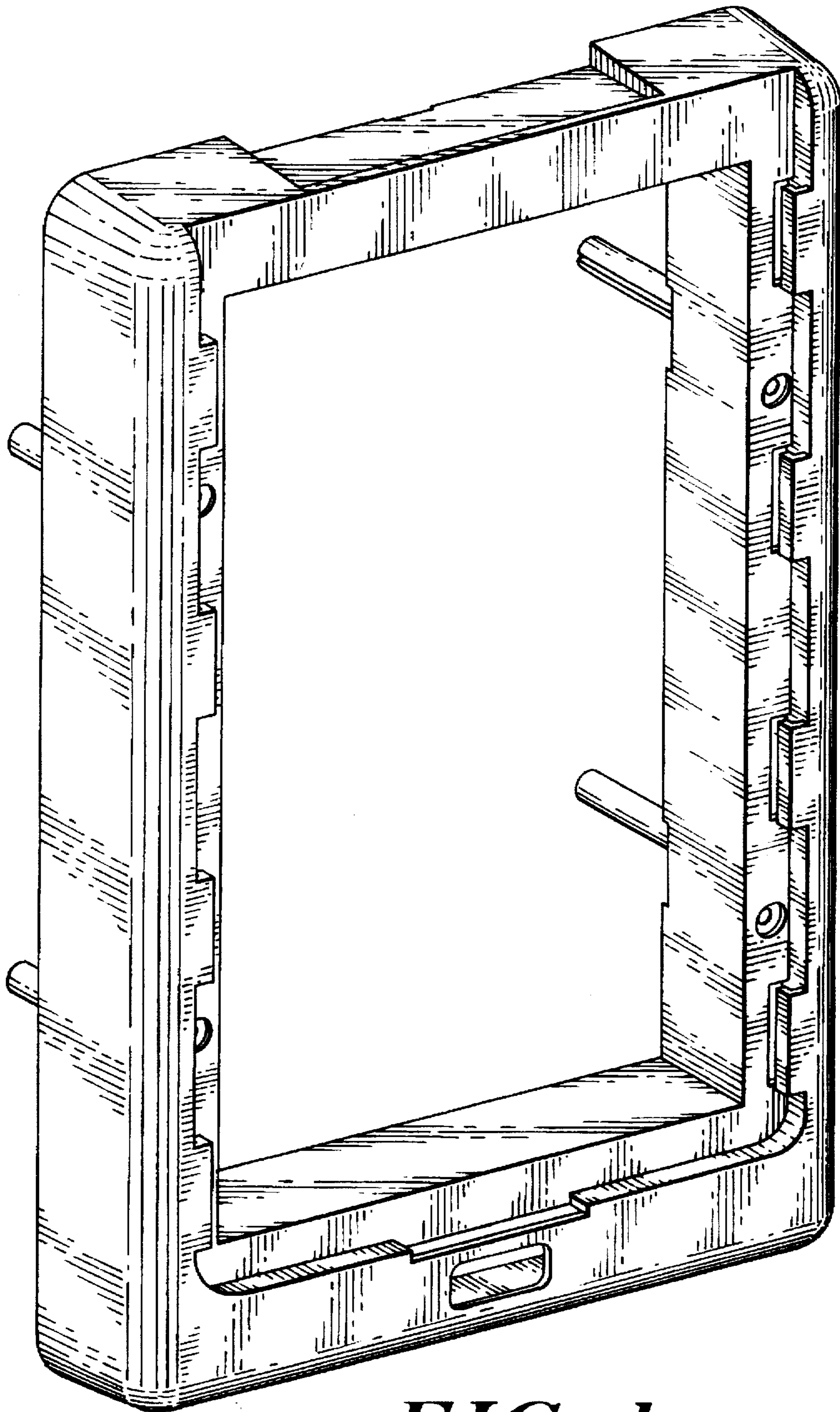
### [56] References Cited

#### U.S. PATENT DOCUMENTS


D. 334,431 3/1993 Davlantes ..... D25/60

**1 Claim, 6 Drawing Sheets**






*FIG. 1*




*FIG. 2*

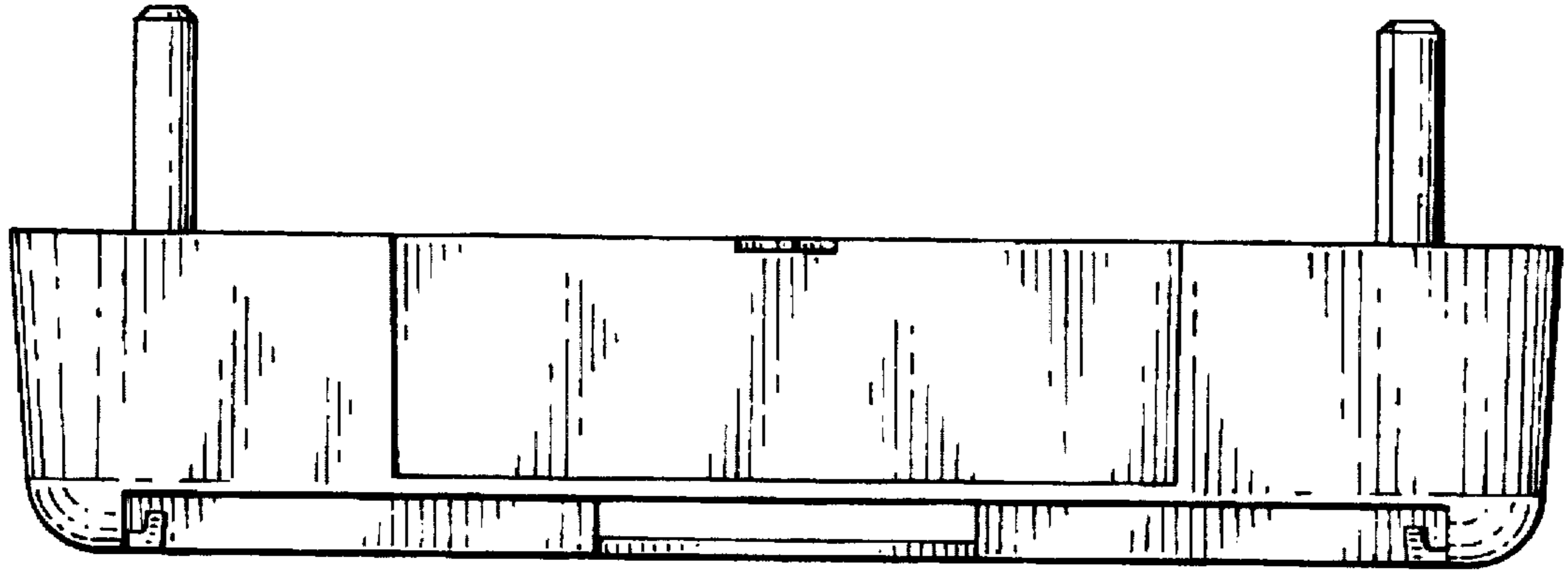




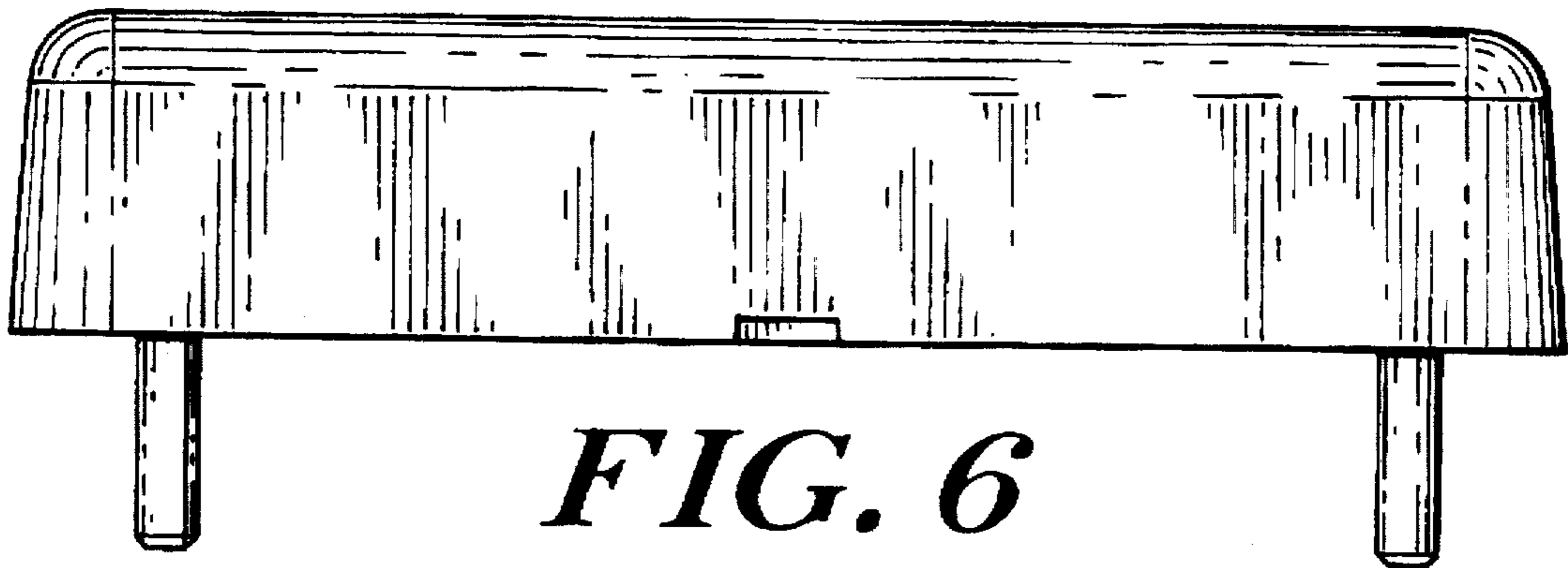
*FIG. 3*



*FIG. 4*



*FIG. 5*



*FIG. 6*



**FIG. 7**