



US00D392045S

United States Patent [19]
Palermo

[11] **Patent Number:** **Des. 392,045**
[45] **Date of Patent:** ****Mar. 10, 1998**

[54] **ADHESIVE BANDAGE**

[76] **Inventor:** **Margaret Palermo**, 1307 N. 74th Ter.,
Hollywood, Fla. 33024

[**] **Term:** **14 Years**

[21] **Appl. No.:** **46,747**

[22] **Filed:** **Nov. 2, 1995**

Related U.S. Application Data

[62] **Division of Ser. No. 515, Oct. 16, 1992, Pat. No. Des. 368,526.**

[51] **LOC (6) Cl.** **24-04**

[52] **U.S. Cl.** **D24/189**

[58] **Field of Search** **D24/189; 602/41, 602/42, 43, 47, 48, 52, 54, 57, 59**

[56] **References Cited**

U.S. PATENT DOCUMENTS

- D. 267,431 12/1982 Santarelli .
- D. 267,432 12/1982 Santarelli .

- D. 304,238 10/1989 Palau .
- D. 340,114 10/1993 Arginsky D24/189
- D. 340,984 11/1993 Arginsky D24/189
- D. 340,985 11/1993 Arginsky D24/189
- D. 340,986 11/1993 Arginsky D24/189
- D. 341,888 11/1993 Arginsky .
- 2,905,174 9/1959 Smith 602/42
- 4,161,176 7/1979 Harris, II et al. .
- 4,285,338 8/1981 Lemelson .

Primary Examiner—Stella Reid
Attorney, Agent, or Firm—Herbert L. Lerner; Laurence A. Greenberg

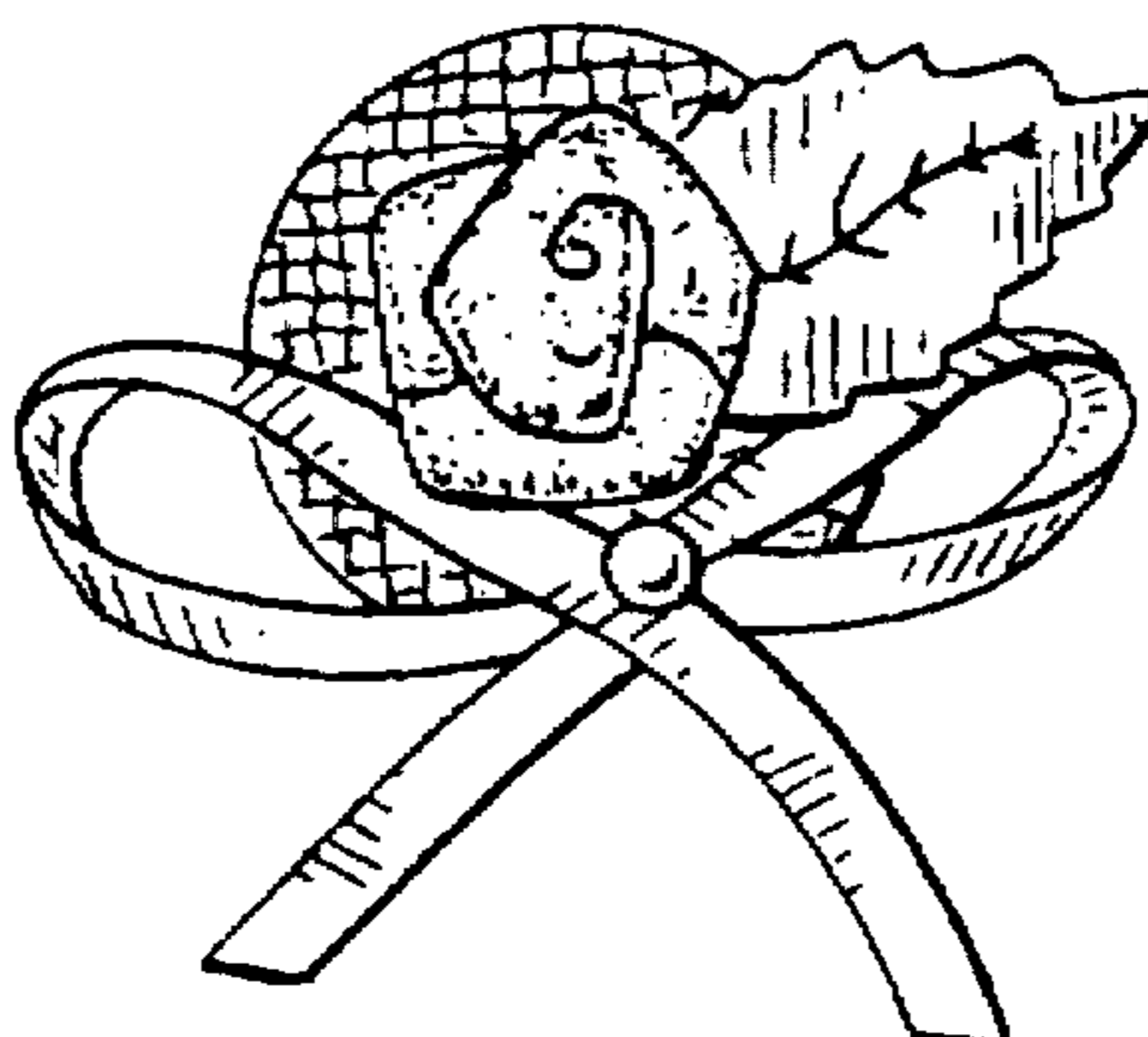
[57] **CLAIM**

The ornamental design for an adhesive bandage, as shown and described.

DESCRIPTION

FIG. 1 is a top plan view of an adhesive bandage, showing my new design;
FIG. 2 is a top, left perspective view thereof; and,
FIG. 3 is a bottom, right perspective view thereof.

1 Claim, 1 Drawing Sheet



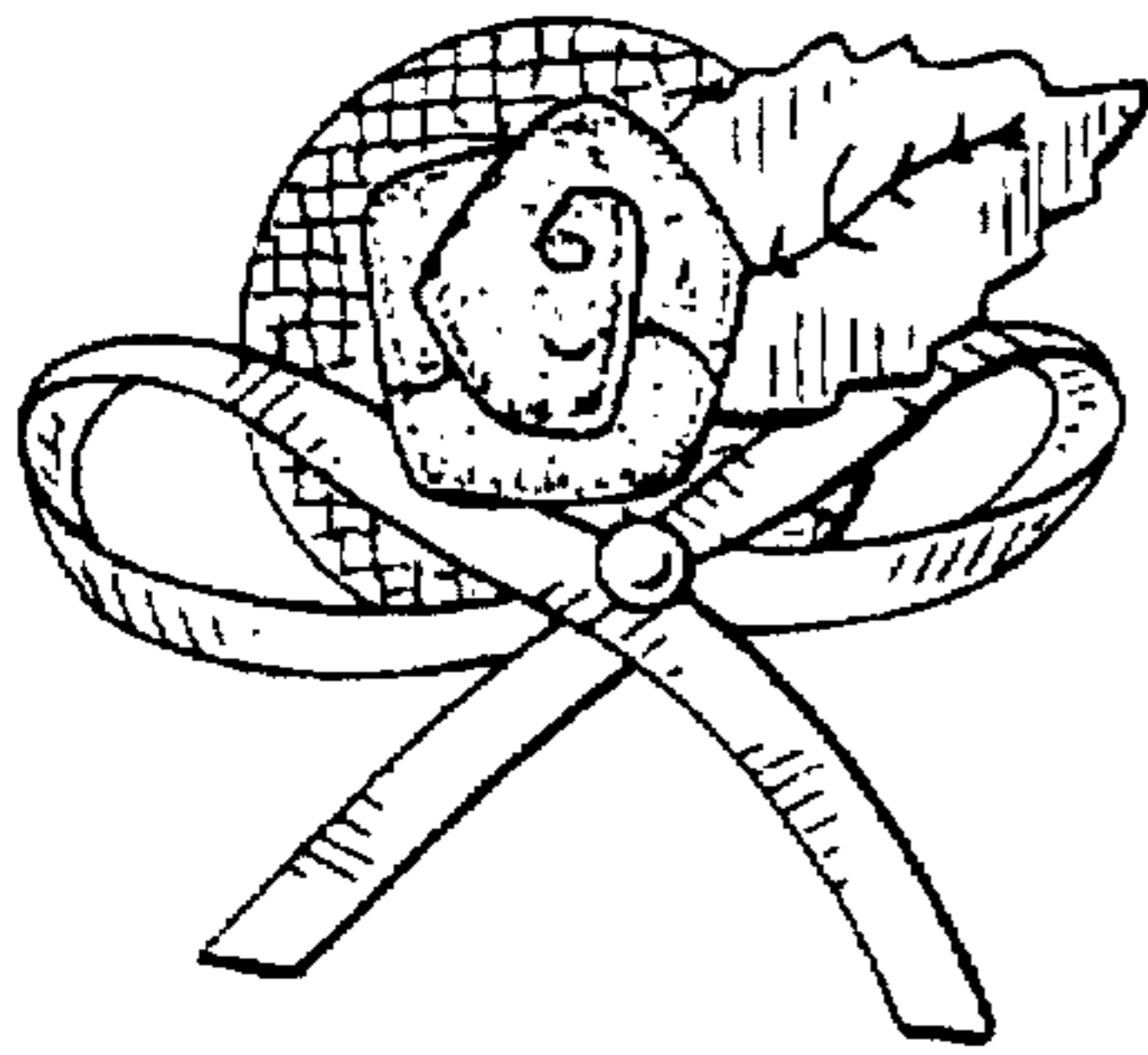


Fig. 1




Fig. 2

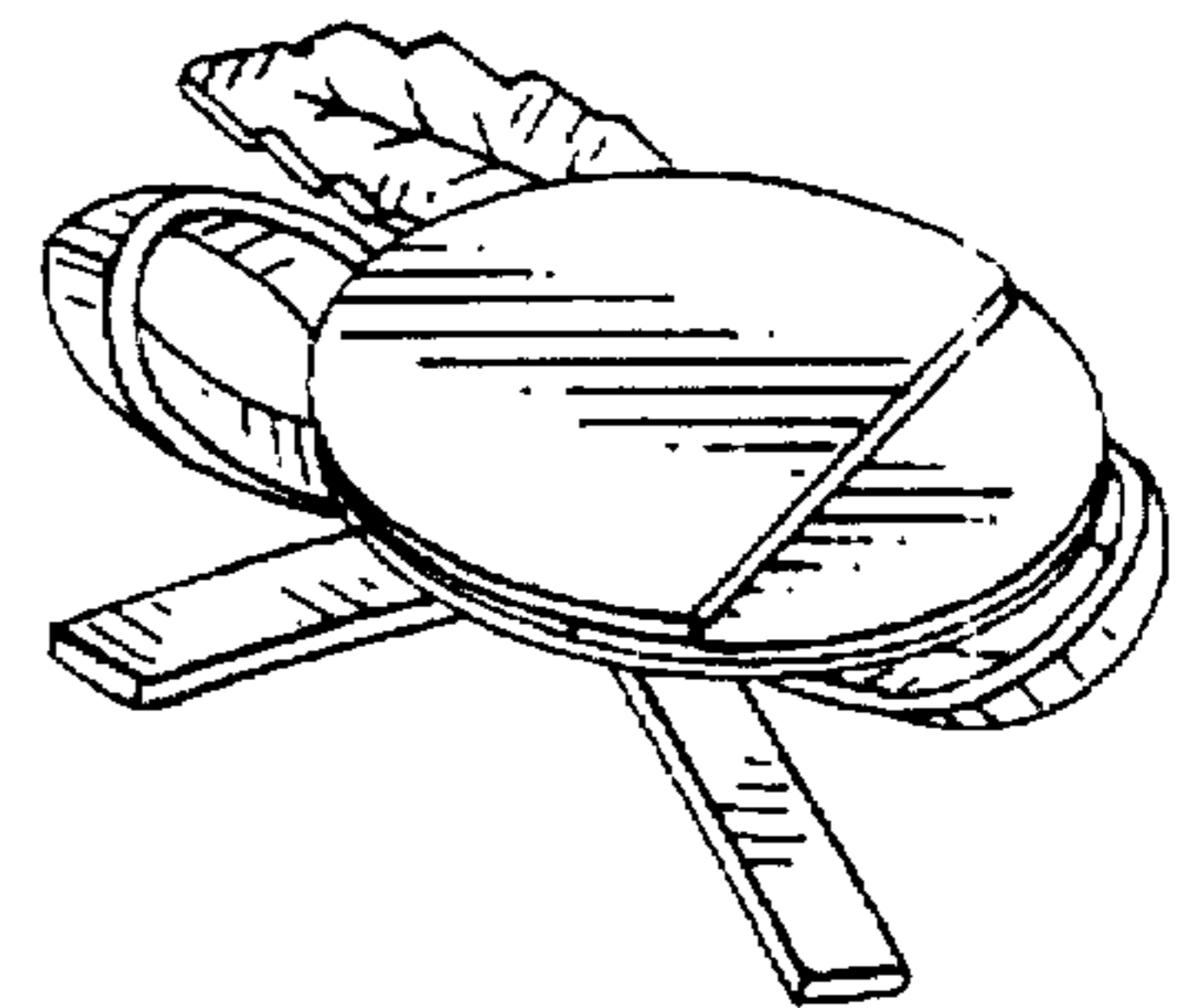


Fig. 3