



US00D392017S

United States Patent [19]

Fish et al.

[11] Patent Number: **Des. 392,017**

[45] Date of Patent: ****Mar. 10, 1998**

[54] **FISHING SPOON**

[76] Inventors: **Gerald N. Fish**, 104 Surf Dr., Cocoa Beach, Fla. 32931; **Gustave Schaller**, 242 Mariah Ct., Merritt Island, Fla. 32953

[**] Term: **14 Years**

[21] Appl. No.: **66,383**

[22] Filed: **Feb. 11, 1997**

[51] **LOC (6) Cl.** **22-05**

[52] **U.S. Cl.** **D22/129; D22/126**

[58] **Field of Search** **D22/126-133;**
43/42.5, 42.39, 42.52, 42.23, 42.19, 42.35,
42.45, 42.38, 42.15, 42.18

[56] **References Cited**

U.S. PATENT DOCUMENTS

D. 228,496	10/1973	Fujita	D22/129
1,657,966	1/1928	Jordan	43/42.52
1,833,581	11/1931	Jordan	43/42.18
1,921,657	8/1933	Catarau	43/42.22
2,003,366	6/1935	Jordan	43/42.52
2,119,805	6/1938	Davenport	43/42.52
2,787,860	4/1957	Carr	43/42.39
2,835,067	5/1958	Tidwell	43/42.5
2,861,381	1/1958	Snyder	43/42.22

2,948,983	8/1960	Locklear	43/42.18
3,040,468	6/1962	Knapton	43/42.23
3,492,755	2/1970	Sunblad	43/42.18
3,981,096	9/1976	Toivonen	43/42.39

Primary Examiner—Doris V. Coles

Attorney, Agent, or Firm—Shlesinger, Arkwright & Garvey LLP

[57] **CLAIM**

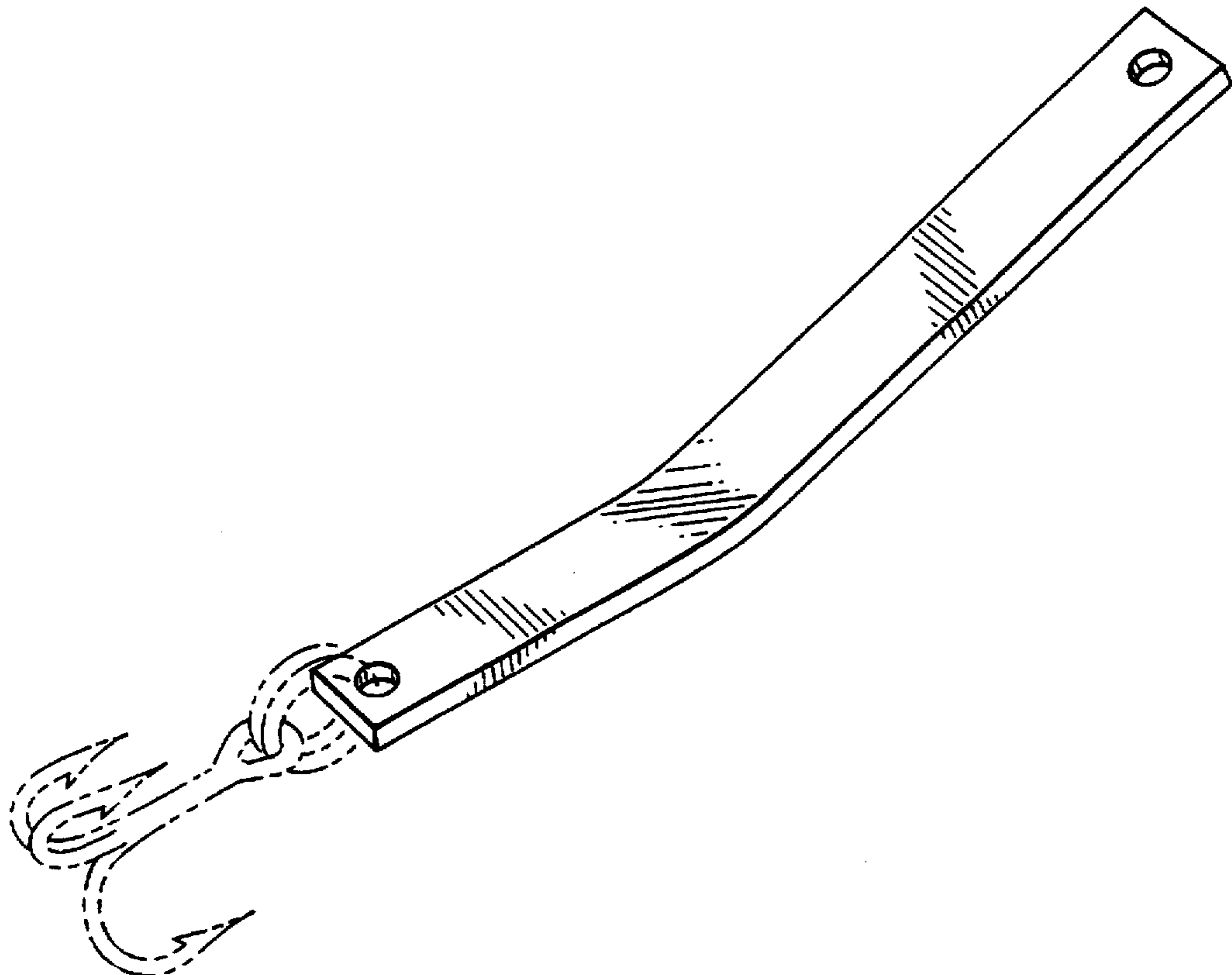
The ornamental design for a fishing spoon, as shown and described.

DESCRIPTION

FIG. 1 is a top perspective view of a fishing spoon, showing our new design;
 FIG. 2 is a bottom perspective view of the fishing spoon illustrated in FIG. 1;
 FIG. 3 is a right side elevational view thereof;
 FIG. 4 is a top plan view thereof;
 FIG. 5 is a front end elevational view thereof; and,
 FIG. 6 is a rear end elevational view thereof;
 FIG. 7 is a left side elevational view thereof; and,
 FIG. 8 is a bottom plan view thereof.

The broken line disclosure of a fish hook and ring to which the present fishing spoon is attached, is for illustration purposes only and forms no part of the present design.

1 Claim, 2 Drawing Sheets



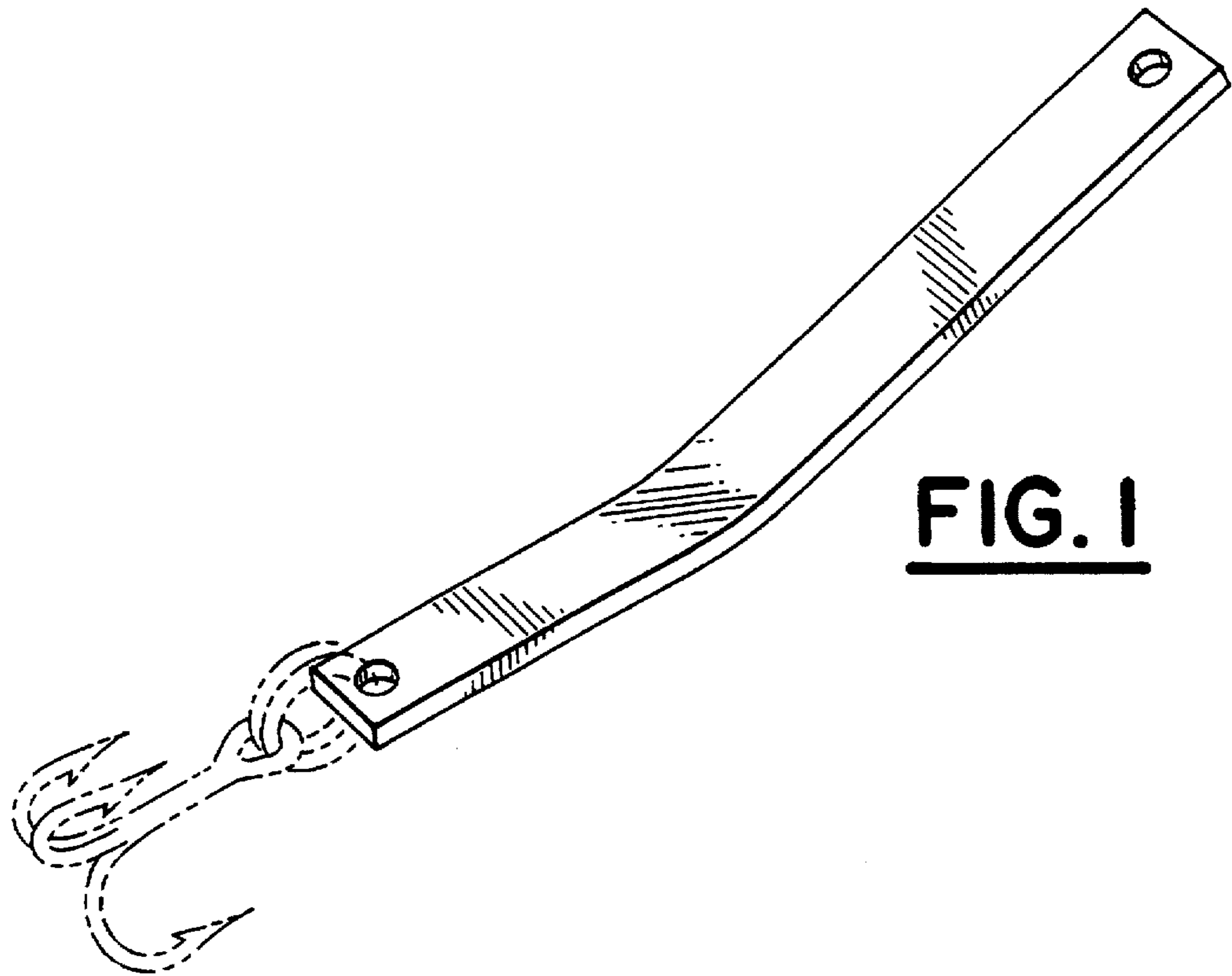


FIG. 1

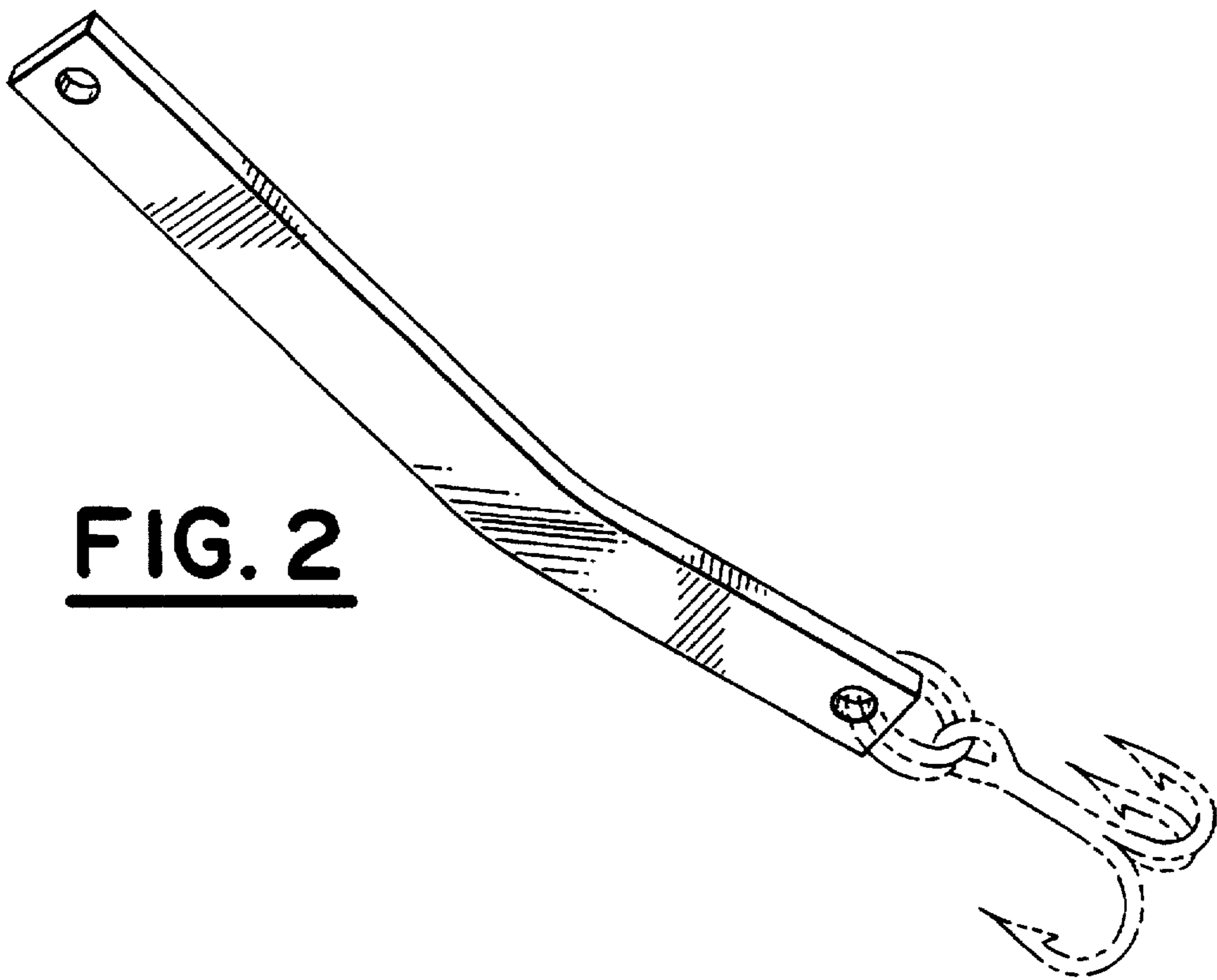


FIG. 2



FIG. 3

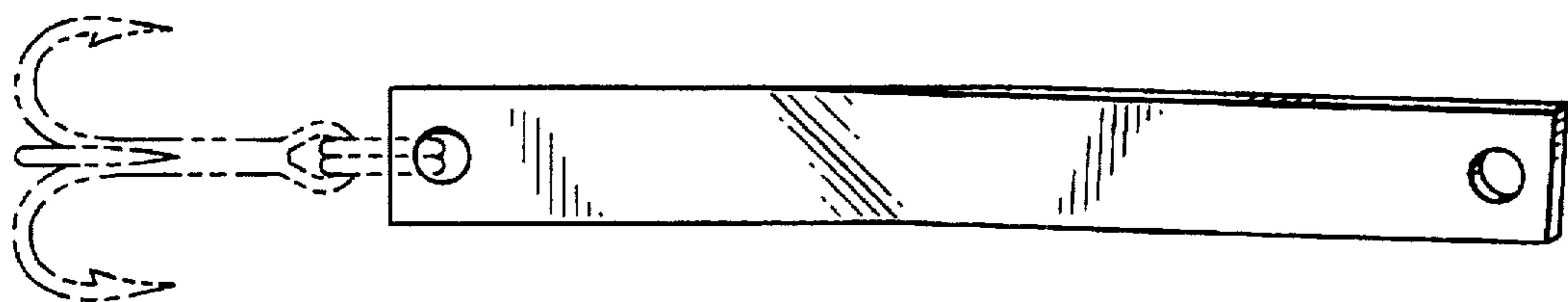


FIG. 4




FIG. 5




FIG. 6

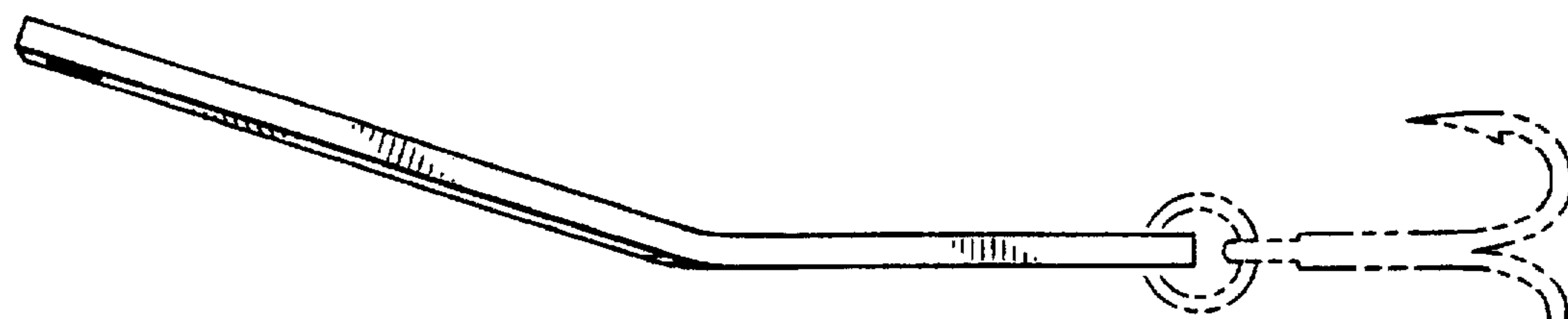


FIG. 7

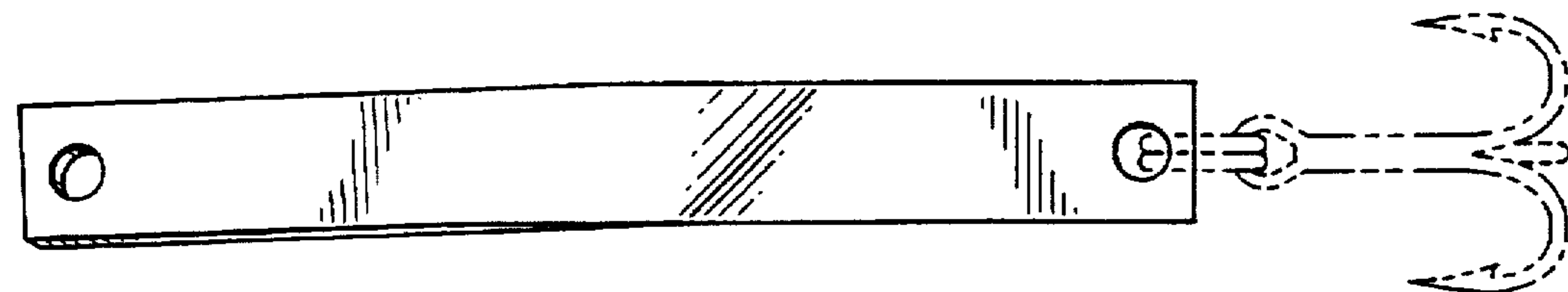


FIG. 8