



US00D392011S

# United States Patent [19]

Palmer et al.

[11] Patent Number: **Des. 392,011**

[45] Date of Patent: **\*\*Mar. 10, 1998**

[54] **SUPPORT FOR A GROUND-LAIN GOLF CLUB**

[76] Inventors: **Arthur D. Palmer**, 1504 Tehama St.;  
**Kenneth R. Sinker**, 1165 4th Ave.,  
both of Corning, Calif. 96021

[\*\*] Term: **14 Years**

[21] Appl. No.: **53,023**

[22] Filed: **Apr. 10, 1996**

[51] LOC (6) Cl. .... **21-02**

[52] U.S. Cl. .... **D21/234**

[58] Field of Search ..... D21/234, 208;  
D22/106; 248/530; 211/70.2, 70.7; 473/408,  
286, 282, 284

[56] **References Cited**

**U.S. PATENT DOCUMENTS**

D. 210,837 4/1968 Warner ..... D21/208  
D. 335,695 5/1993 Beck ..... D21/223

D. 364,439 11/1995 Ragusin ..... D21/234  
3,858,833 1/1975 Fink ..... 248/44  
5,171,015 12/1992 Vale ..... 473/282  
5,226,647 7/1993 Notarmuzi ..... 473/286

**OTHER PUBLICATIONS**

Office products; p. 23; sling shot, Mar. 1976.

*Primary Examiner*—Raphael Barkai  
*Assistant Examiner*—Mitchell I. Siegel

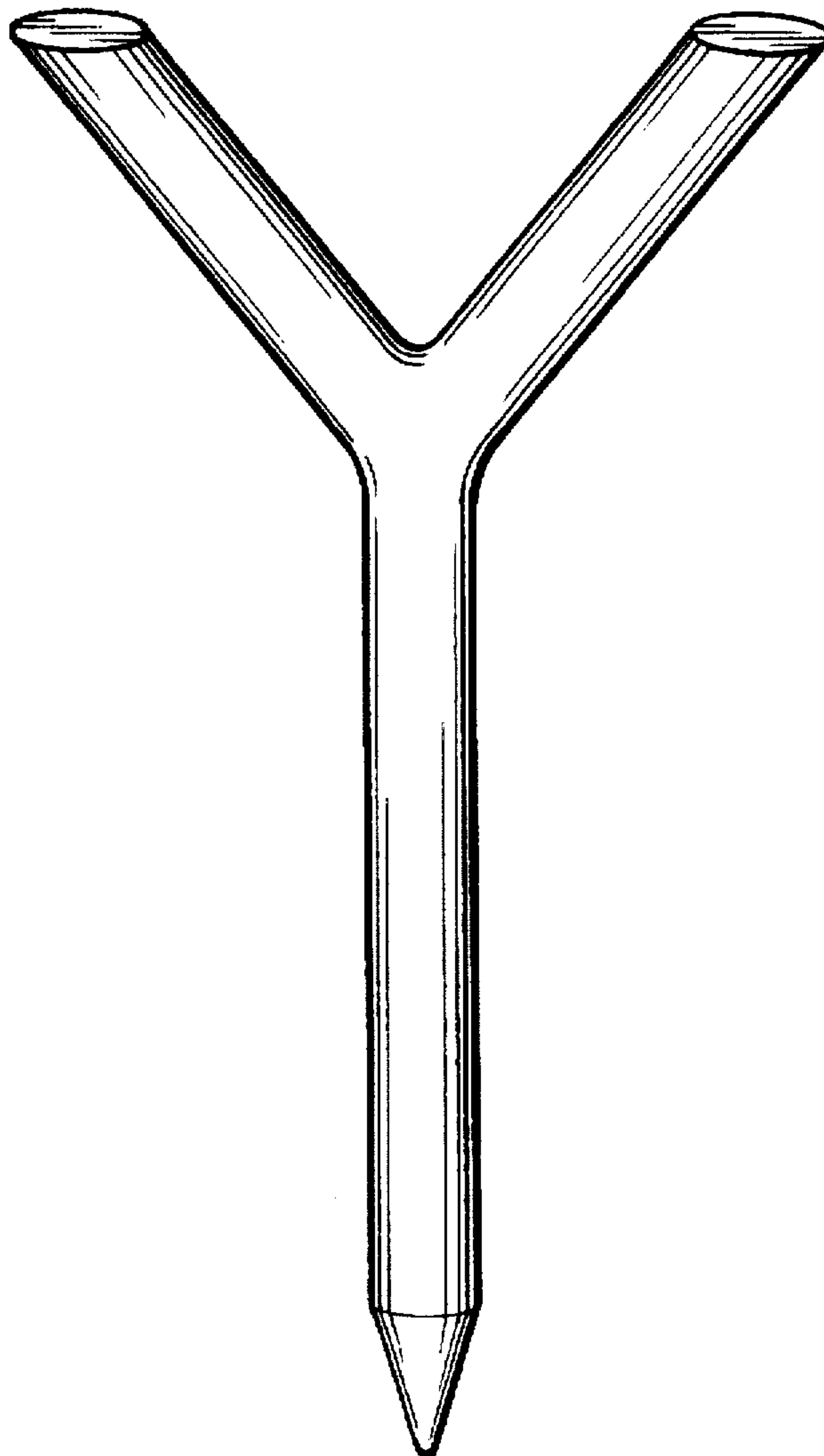
[57] **CLAIM**

The ornamental design for a support for a ground-lain golf club, as shown and described.

**DESCRIPTION**

FIG. 1 is a front top perspective view of a support for a ground-lain golf club showing our new design; FIG. 2 is a back bottom perspective view thereof; FIG. 3 is a top plan view thereof; and, FIG. 4 is a bottom plan view thereof.

**1 Claim, 3 Drawing Sheets**



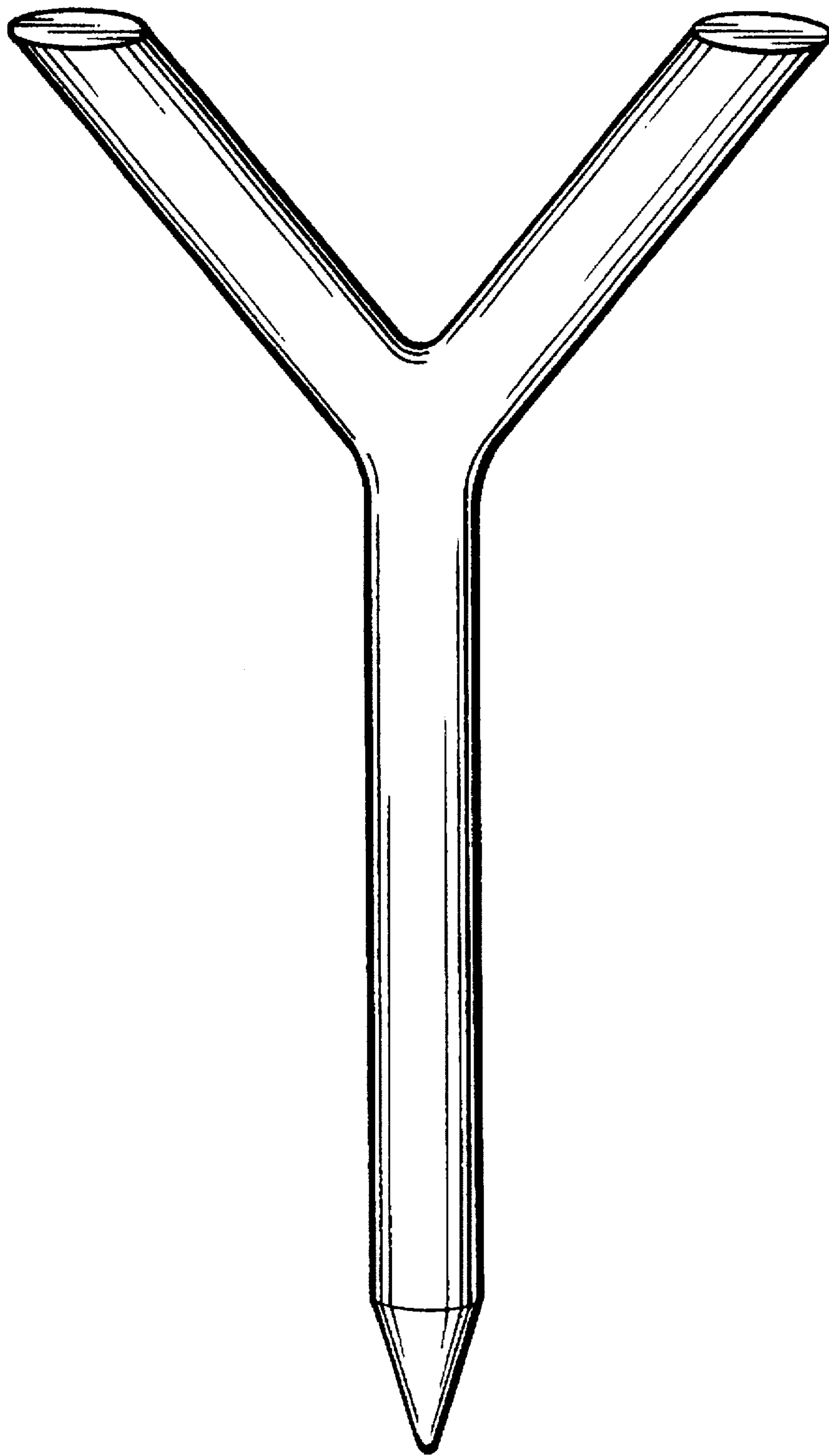


FIG. 1

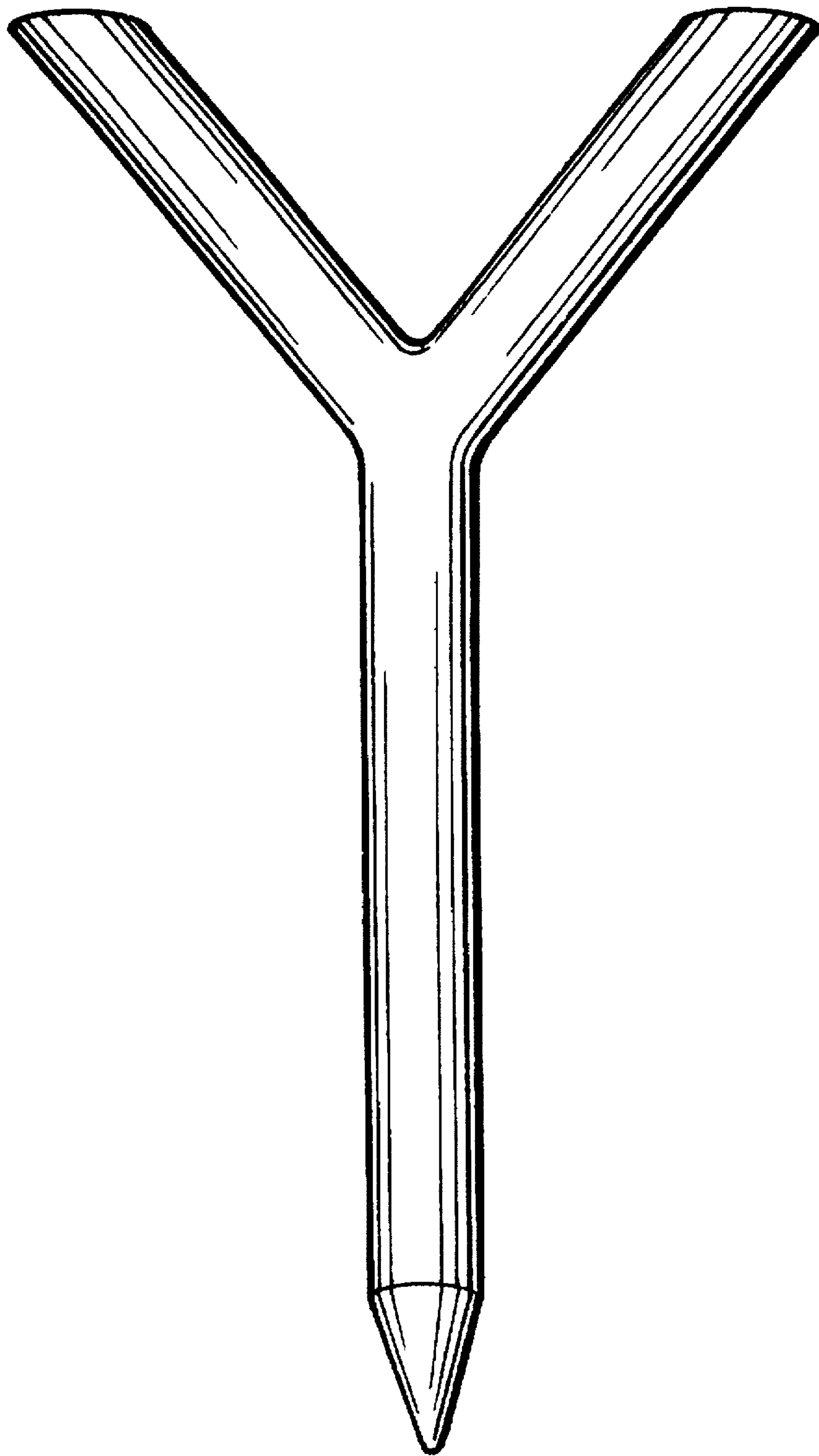


FIG. 2




FIG. 3



FIG. 4