



US00D392010S

United States Patent [19] Ridge

[11] Patent Number: **Des. 392,010**
[45] Date of Patent: ****Mar. 10, 1998**

[54] **ONE-PIECE PUTTING GAME DEVICE**

[75] Inventor: **William Ridge**, Elizabethtown, Ky.

[73] Assignee: **Club Pro Products, Inc.**, Louisville, Ky.

[**] Term: **14 Years**

[21] Appl. No.: **47,511**

[22] Filed: **Dec. 6, 1995**

Related U.S. Application Data

[63] Continuation-in-part of Ser. No. 44,565, Sep. 26, 1995.

[51] **LOC (6) Cl.** **21-02**

[52] **U.S. Cl.** **D21/234**

[58] **Field of Search** **D21/234, 8, 5;**
273/34 R, 34 A, 34 B, 178 A, 178 B, 178 R,
180, 192

[56] References Cited

U.S. PATENT DOCUMENTS

| | | | | |
|------------|---------|-----------|-------|-----------|
| D. 161,248 | 12/1950 | Darr | | D21/8 |
| D. 201,689 | 7/1965 | Lindner | | D21/234 |
| D. 239,299 | 3/1976 | O'Shea | | D21/234 X |
| D. 258,366 | 2/1981 | Ward | | D21/234 X |
| D. 334,777 | 4/1993 | Caravella | | D21/234 X |
| 1,687,217 | 10/1928 | Kurtz | | D21/234 X |
| 1,874,873 | 8/1932 | Boye | | D21/234 X |
| 2,704,212 | 3/1955 | Dunseith | | |

| | | | | |
|-----------|--------|-----------------|-------|-----------|
| 3,097,849 | 7/1963 | Rice | | D21/234 X |
| 3,142,488 | 7/1964 | Porteus | | 273/180 X |
| 4,275,886 | 6/1981 | Bannon | | |
| 4,691,923 | 9/1987 | Schwartz | | 273/180 |
| 5,120,063 | 6/1992 | Birchler et al. | | |
| 5,275,405 | 1/1994 | Ridge | | |

OTHER PUBLICATIONS

Golf Day, Summer 1991, p. 20, "Ultimate Putting System".

Primary Examiner—Raphael Barkai

Assistant Examiner—Mitchell I. Siegel

Attorney, Agent, or Firm—Wheat, Camoriano, Smith & Beres, PLC

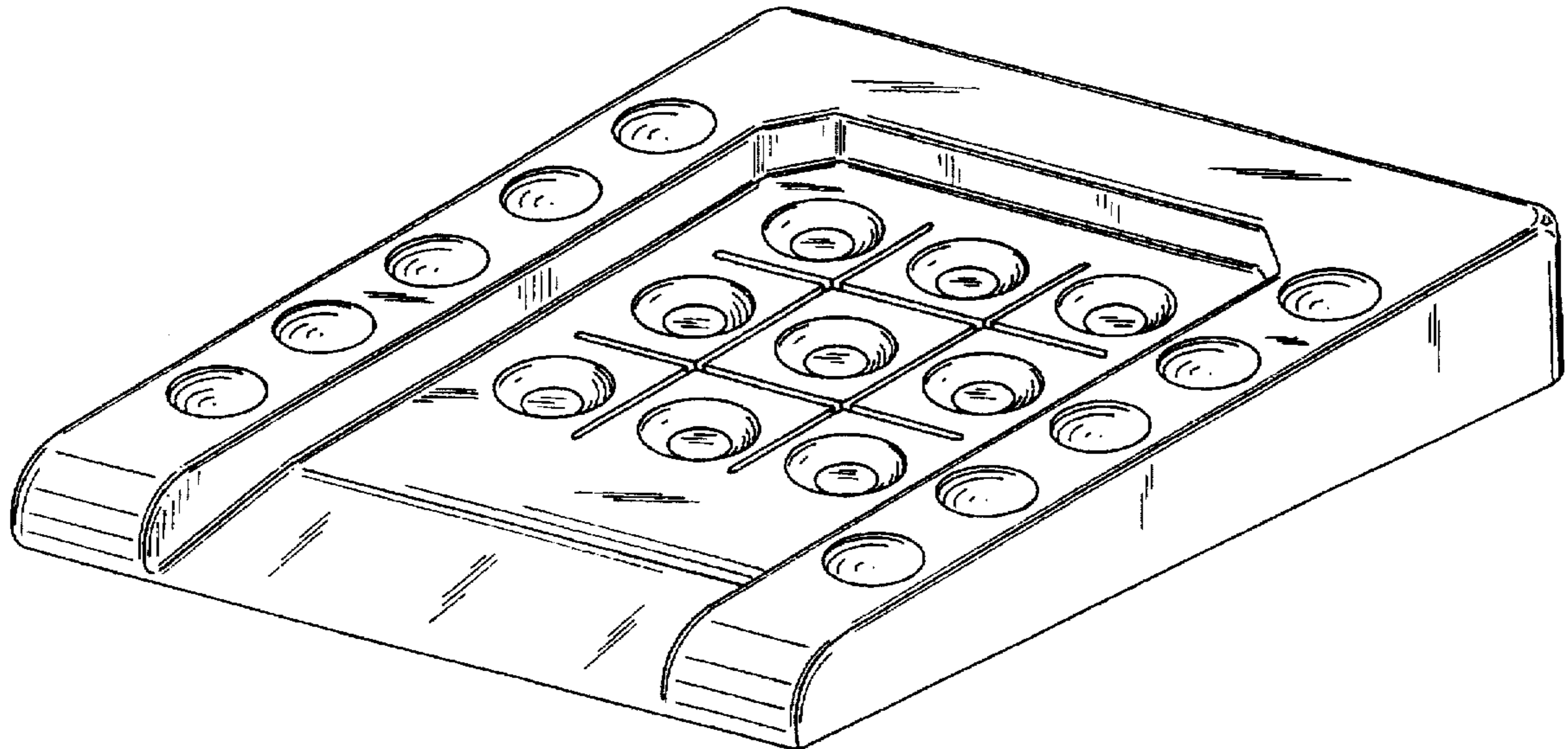
[57] CLAIM

The ornamental design for a one-piece putting game device, as shown and described.

DESCRIPTION

FIG. 1 is a perspective view of a one-piece putting game device showing my new design;
FIG. 2 is a top plan view thereof;
FIG. 3 is a front elevation view thereof;
FIG. 4 is a rear elevation view thereof;
FIG. 5 is a right side elevation view thereof, the opposite side being a mirror image; and
FIG. 6 is a bottom plan view thereof.
The broken line showing the golf balls in FIG. 3 is for illustrative purposes only and forms no part of the claimed design.

1 Claim, 3 Drawing Sheets



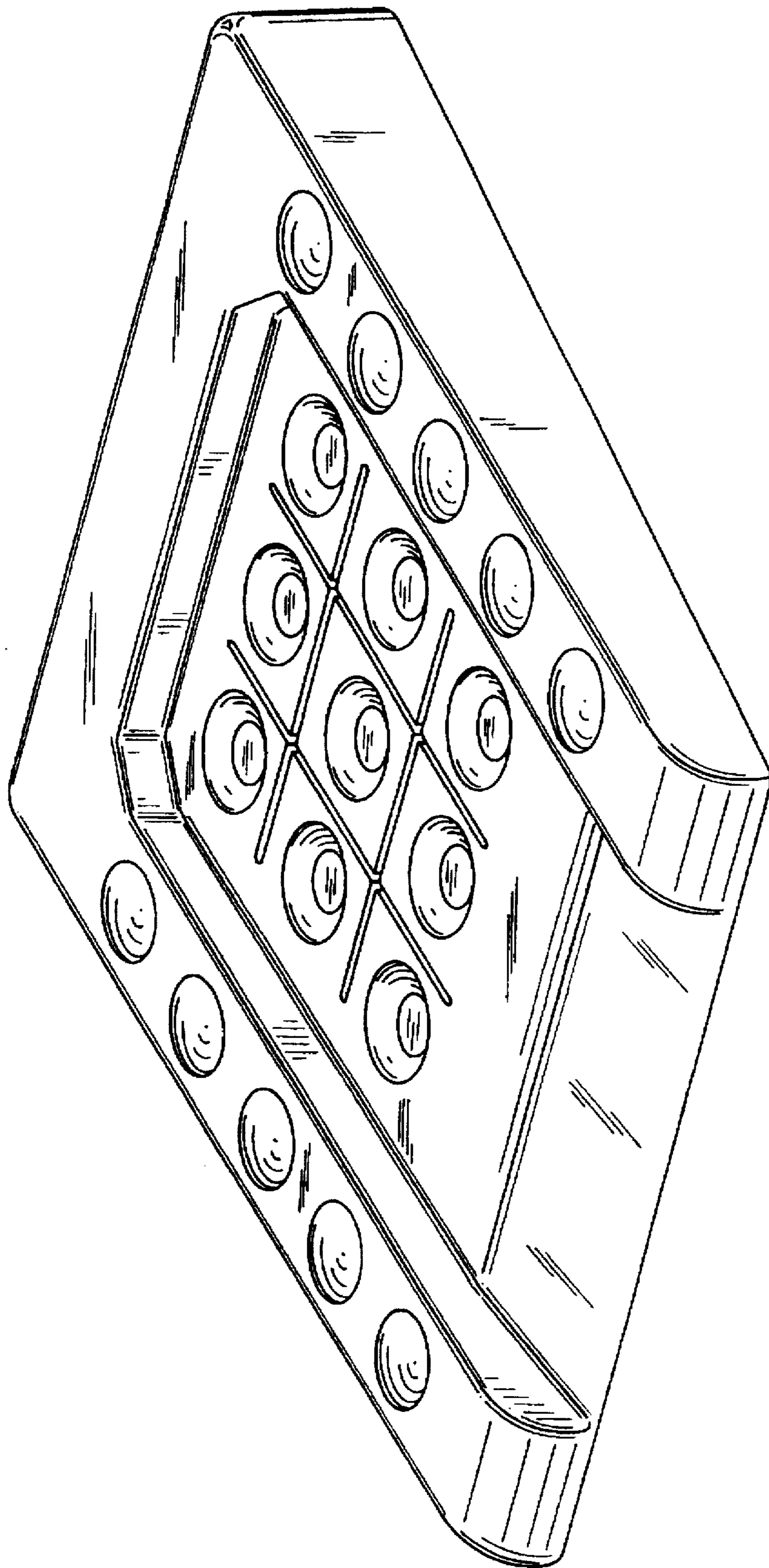


FIG. 1

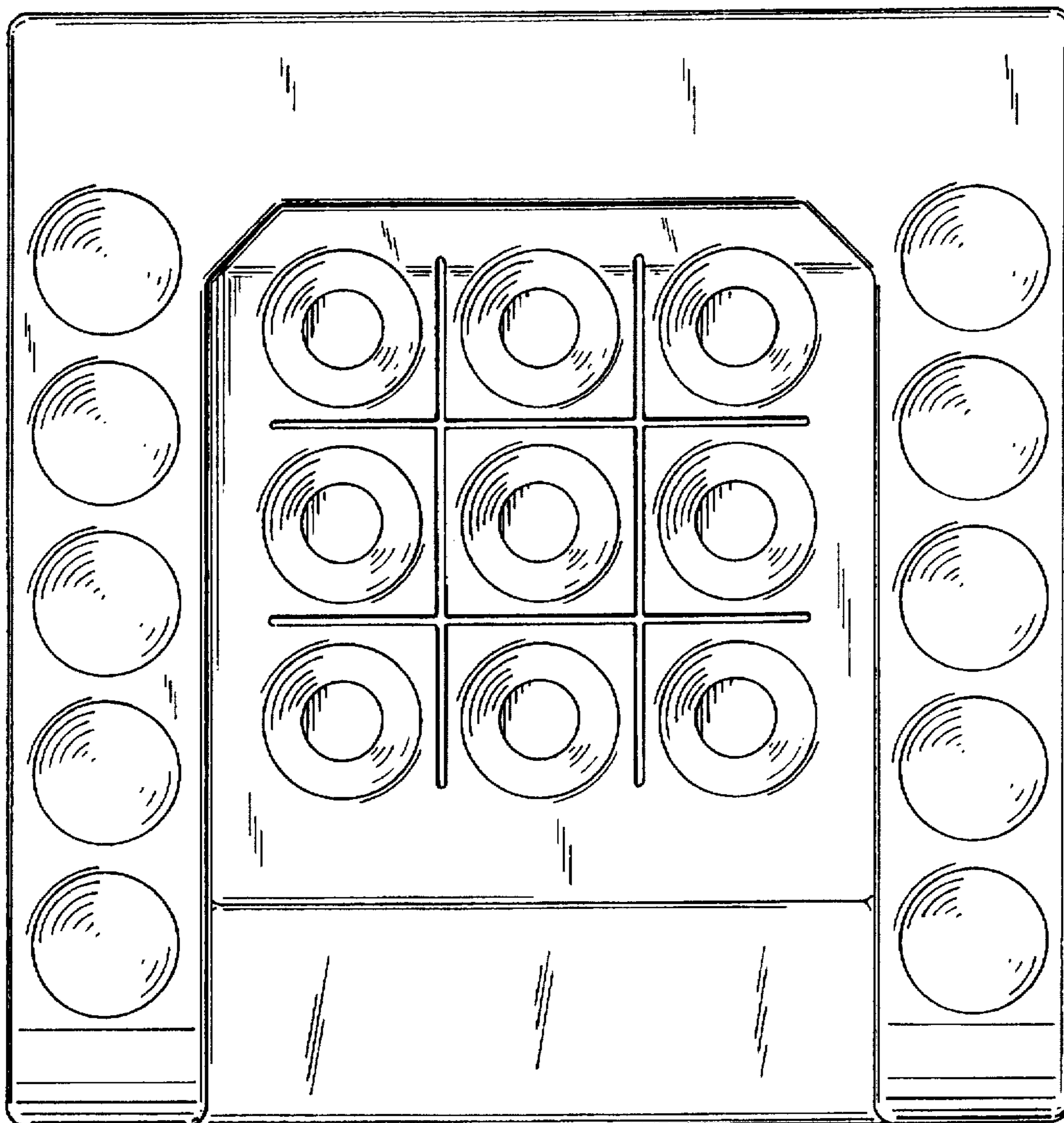


FIG. 2

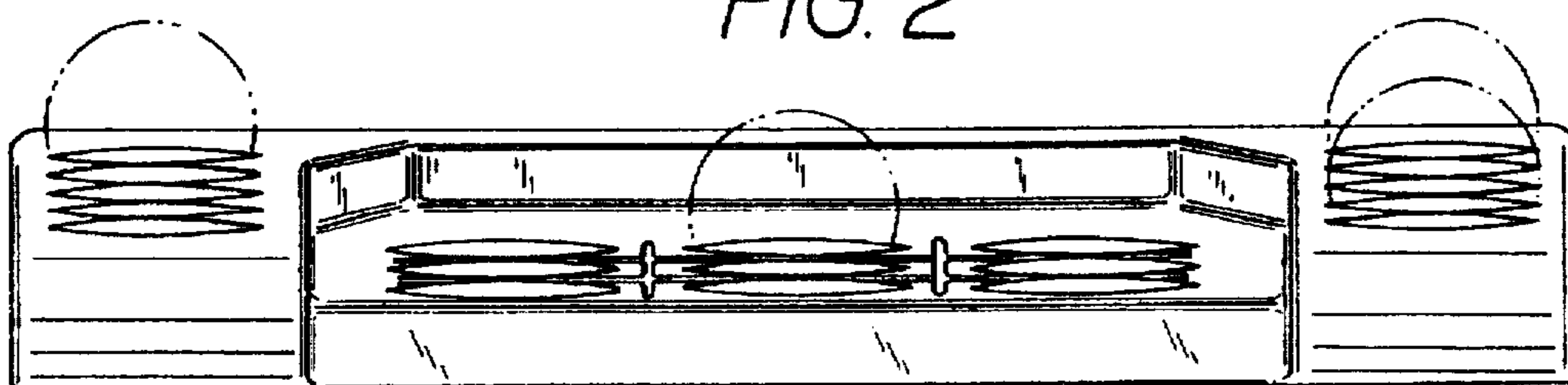


FIG. 3

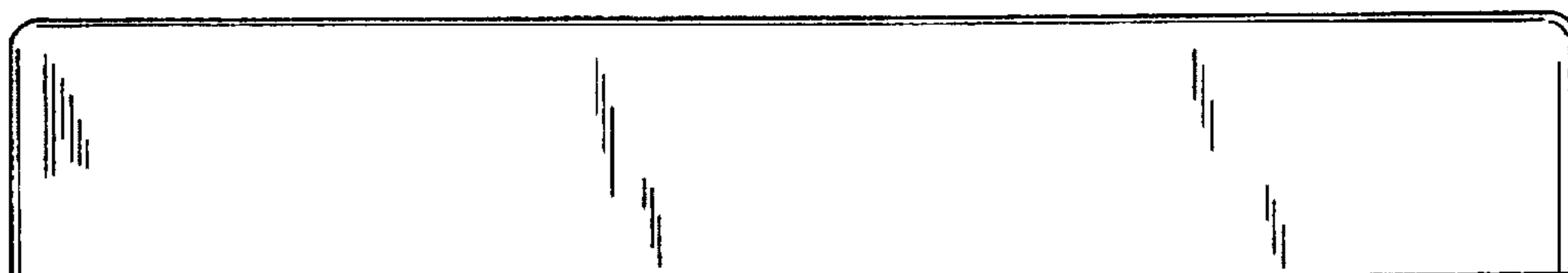


FIG. 4

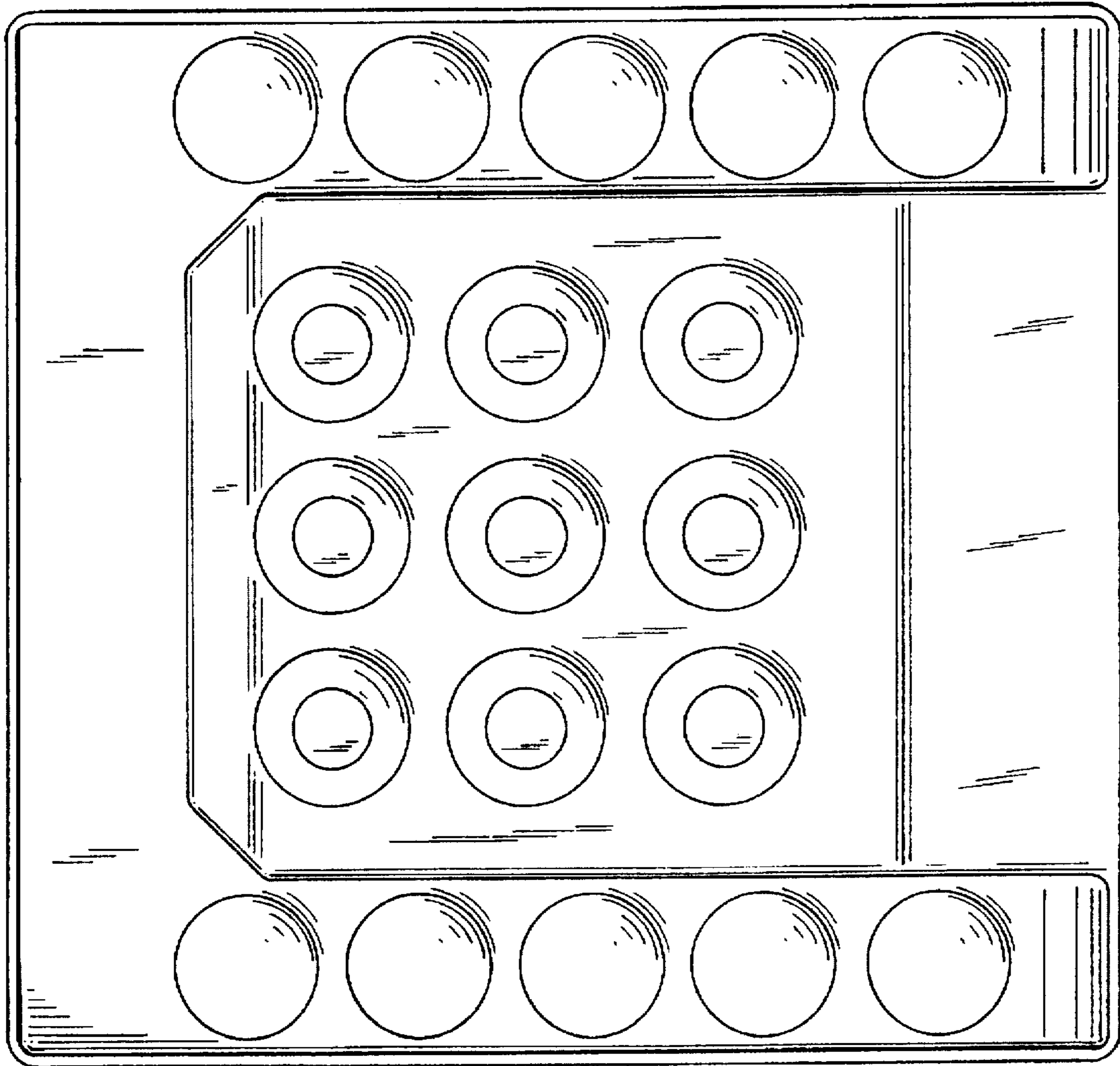


FIG. 6




FIG. 5