



US00D392000S

United States Patent [19] Rapp

[11] Patent Number: Des. 392,000

[45] Date of Patent: **Mar. 10, 1998

[54] NOISE MAKER

[76] Inventor: Joseph Rapp, 835 Longview Ave.,
North Woodmere, N.Y. 11581

[**] Term: 14 Years

[21] Appl. No.: 36,728

[22] Filed: Mar. 27, 1995

[51] LOC (6) Cl. 21-01

[52] U.S. Cl. D21/64

[58] Field of Search D21/64, 65; D3/4;
84/402; 446/397, 420-422

[56] References Cited

U.S. PATENT DOCUMENTS

D. 278,642	4/1985	Martinez	D21/64
D. 292,424	10/1987	Jones	D21/65
D. 312,844	12/1990	Jones	D21/65
D. 317,953	7/1991	Hall	D21/64
D. 318,695	7/1991	Rosa	D21/65
976,718	11/1910	Bartholomae	446/422
3,157,000	11/1964	Stavig	.	

3,909,977	10/1975	Kirk	46/191
4,019,277	4/1977	Kenkelen	46/175
4,463,517	8/1984	Kerr et al.	446/421
4,810,228	3/1989	Huggins	446/418
5,112,266	5/1992	Hall	446/422

OTHER PUBLICATIONS

Rapper Advertisement.

Primary Examiner—Dominic Simone

Attorney, Agent, or Firm—Gottlieb, Rackman & Reisman

[57] CLAIM

The ornamental design for the noise maker, as shown.

DESCRIPTION

FIG. 1 is a front elevational view of a noise maker showing my new design;

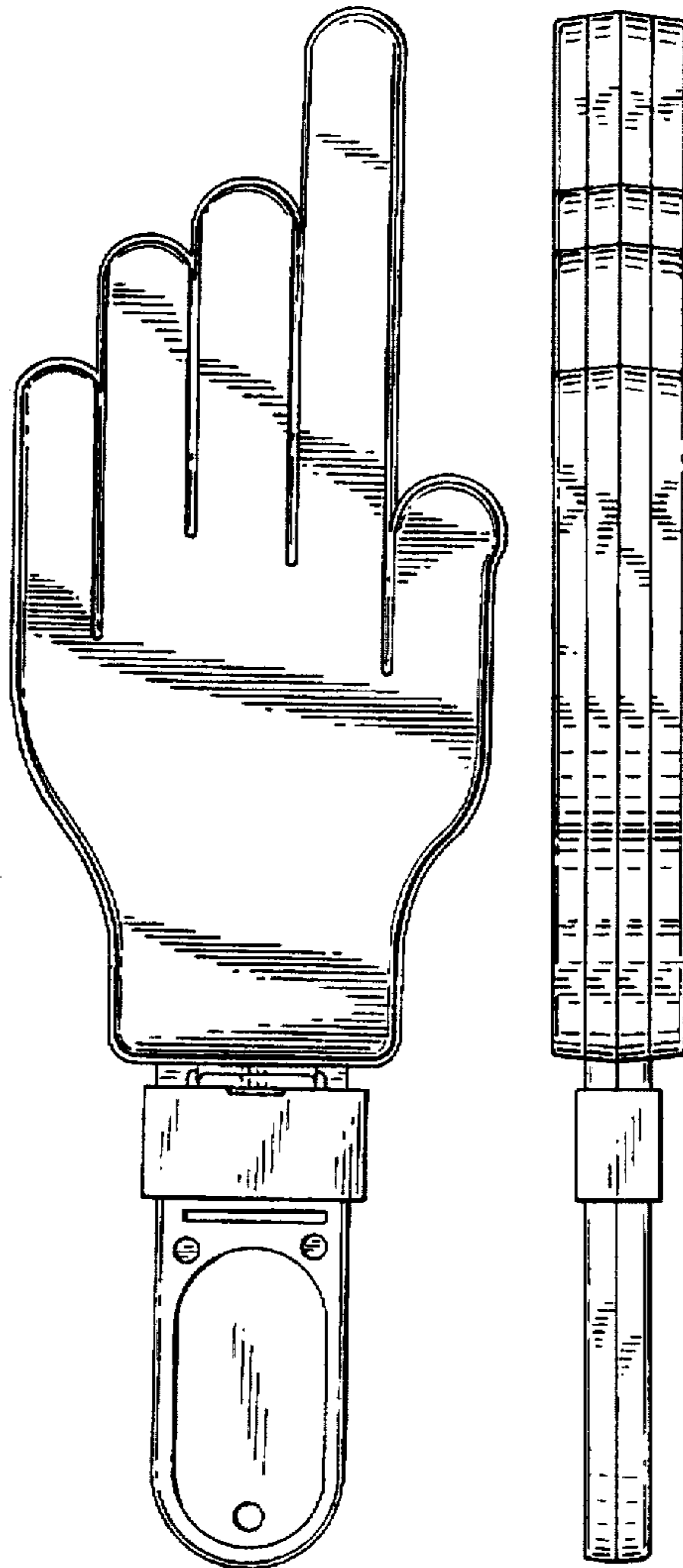
FIG. 2 is a left side elevational view thereof;

FIG. 3 is a right side elevational view thereof;

FIG. 4 is a top plan view thereof; and,

FIG. 5 is a bottom plan view thereof.

1 Claim, 2 Drawing Sheets



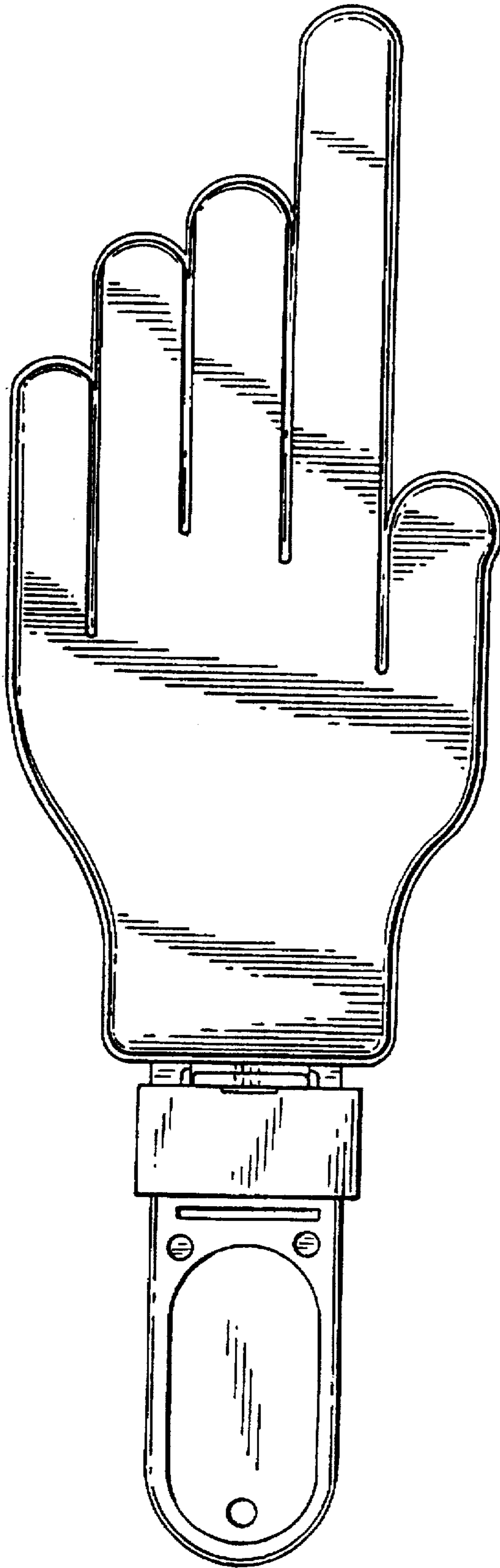


FIG. 1

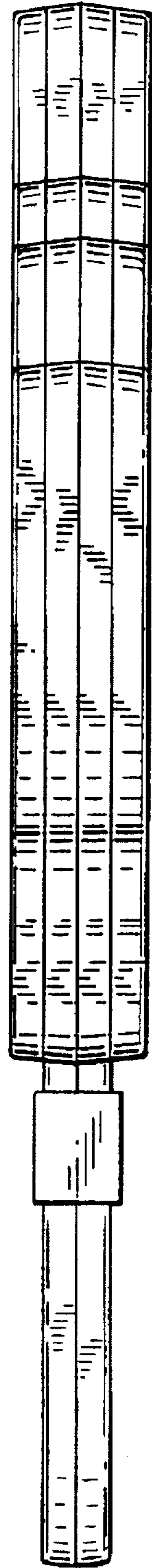


FIG. 2




FIG. 3

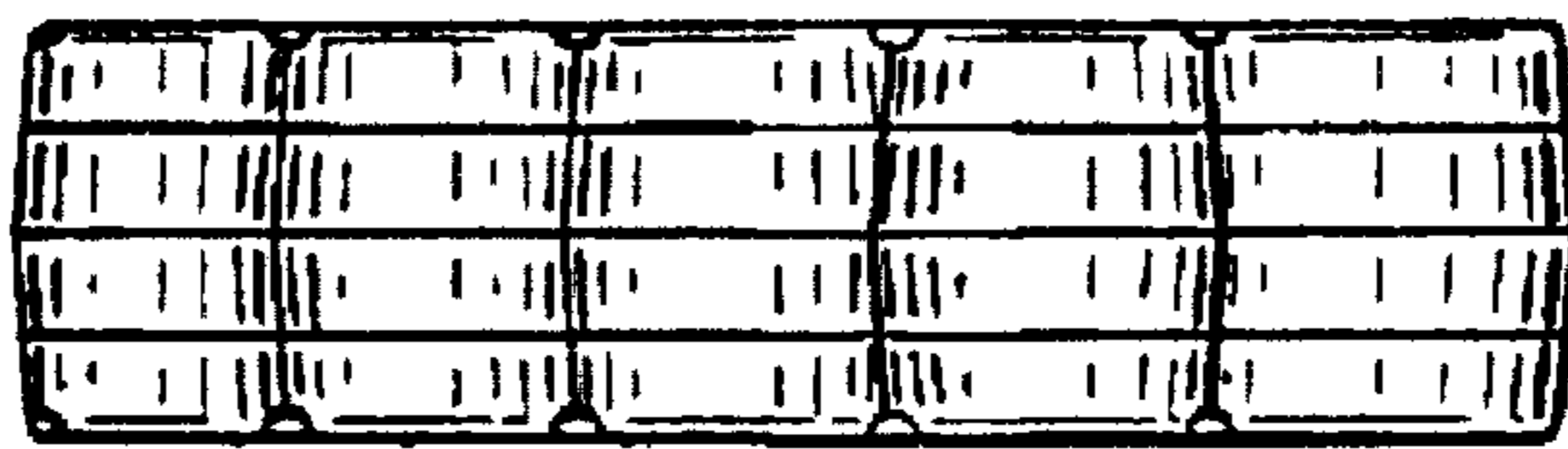


FIG. 4

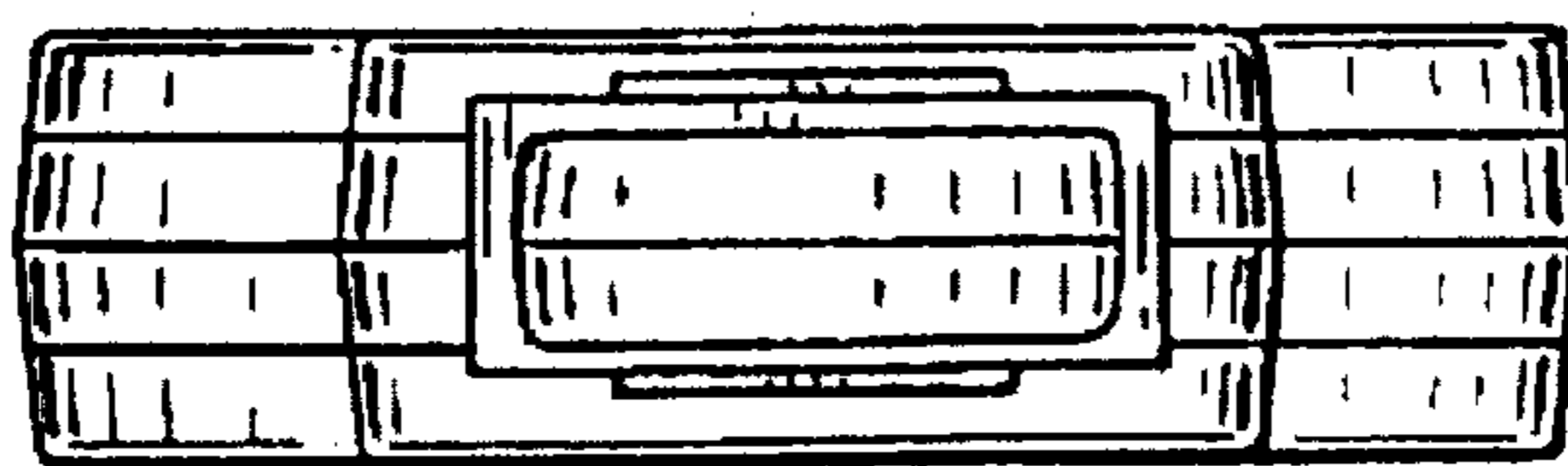


FIG. 5