



US00D391996S

United States Patent [19] McClellan

[11] Patent Number: **Des. 391,996**
[45] Date of Patent: ****Mar. 10, 1998**

[54] **DECK CONSTRUCTION GAME**
[76] Inventor: **Willa McClellan**, 345 Martha Ave.,
Buffalo, N.Y. 14215
[**] Term: **14 Years**
[21] Appl. No.: **56,280**
[22] Filed: **Jun. 18, 1996**

3,542,368 11/1970 Ashley 273/135
4,133,538 1/1979 Ambrose 273/276
4,285,522 8/1981 Turner 273/293
4,711,371 12/1987 Harrigan 273/148 A
5,026,072 6/1991 Ayisi 273/308
5,037,110 8/1991 Haskel 273/293
5,282,633 2/1994 Boylan et al. 273/292

Related U.S. Application Data

[62] Division of Ser. No. 39,023, May 19, 1995, Pat. No. Des. 375,325, which is a division of Ser. No. 8,563, May 20, 1993, Pat. No. Des. 358,849.
[51] LOC (6) Cl. **21-01**
[52] U.S. Cl. **D21/1; D21/109**
[58] Field of Search **D21/14-36, 42, D21/44, 47; 273/236-286, 292, 303, 308**

OTHER PUBLICATIONS

Design Magazine, May 1984, p. 17. Playing Cards, top.
Playthings catalog (Feb. 1960), p. 179.
Amsco Toys catalog (1966).
Lionel catalog (1968), p. 41; circus car and horse pen.
Fisher Price Toy catalog (1987), p. 65.
Tomy Toy catalog (1984), p. 39; corral.

Primary Examiner—Sandra L. Morris
Attorney, Agent, or Firm—Richard C. Litman

References Cited

U.S. PATENT DOCUMENTS

D. 144,435 4/1946 Woofter .
D. 164,876 10/1951 Pettit .
D. 175,823 10/1955 Burchstead et al. D21/55
D. 196,456 10/1963 Bieger .
D. 217,169 4/1970 Allen .
D. 222,945 2/1972 Knox .
D. 224,658 8/1972 Cole et al. .
D. 288,942 3/1987 Salvatore D21/54
D. 342,552 12/1993 Pagel D21/108
660,004 10/1900 Christie D21/44
2,456,098 12/1948 Wheeler 273/131

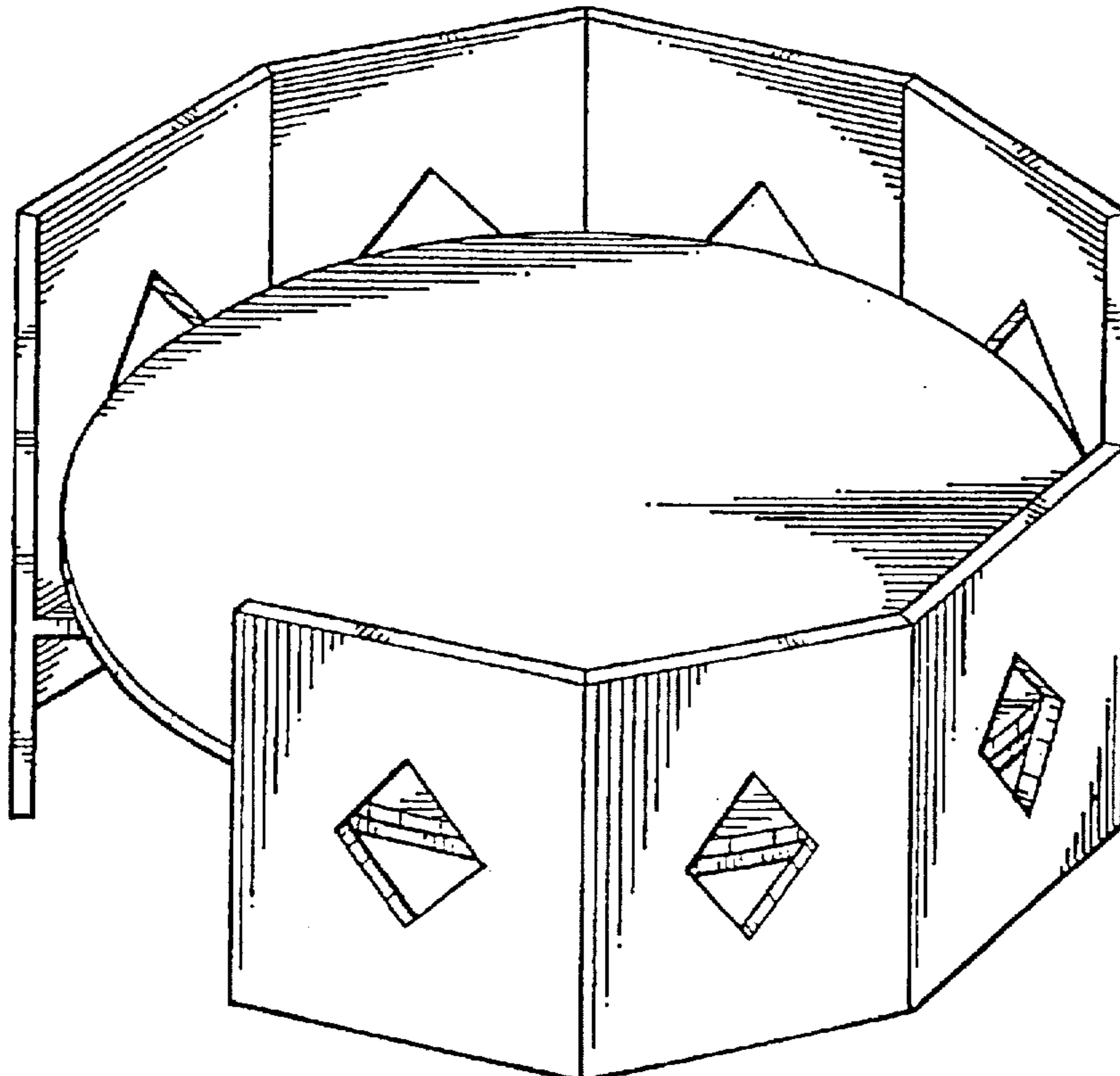
[57] CLAIM

The ornamental design for a deck construction game, as shown and described.

DESCRIPTION

FIG. 1 is a perspective view of the deck construction game; FIG. 2 is a top plan view thereof; FIG. 3 is a front elevational view thereof; FIG. 4 is a rear elevational view thereof; and, FIG. 5 is a right side elevational view, with the left side being a mirror image thereof. The undisclosed bottoms of the components of my kit design are plain and unornamented.

1 Claim, 2 Drawing Sheets



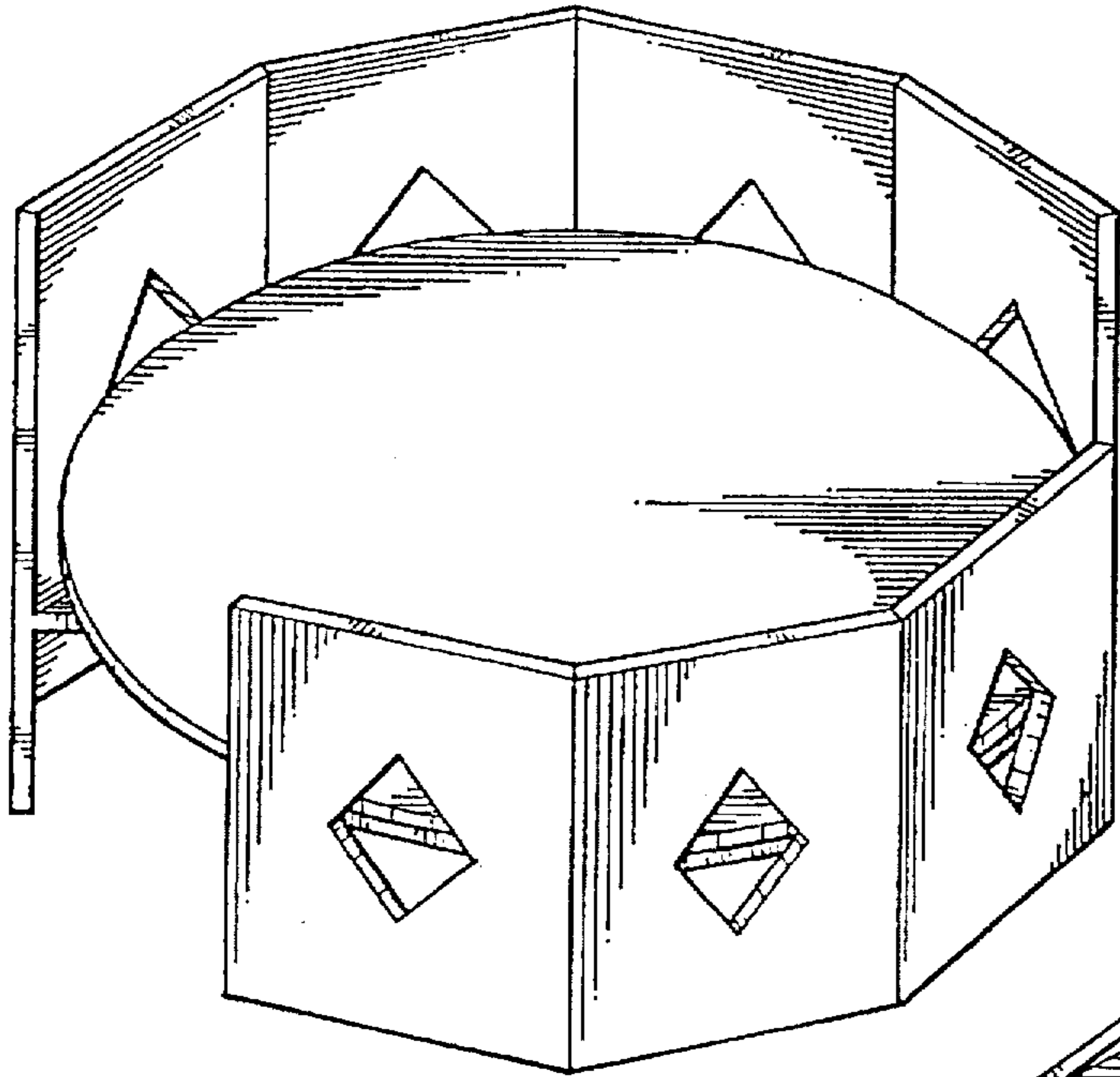


FIG. 1

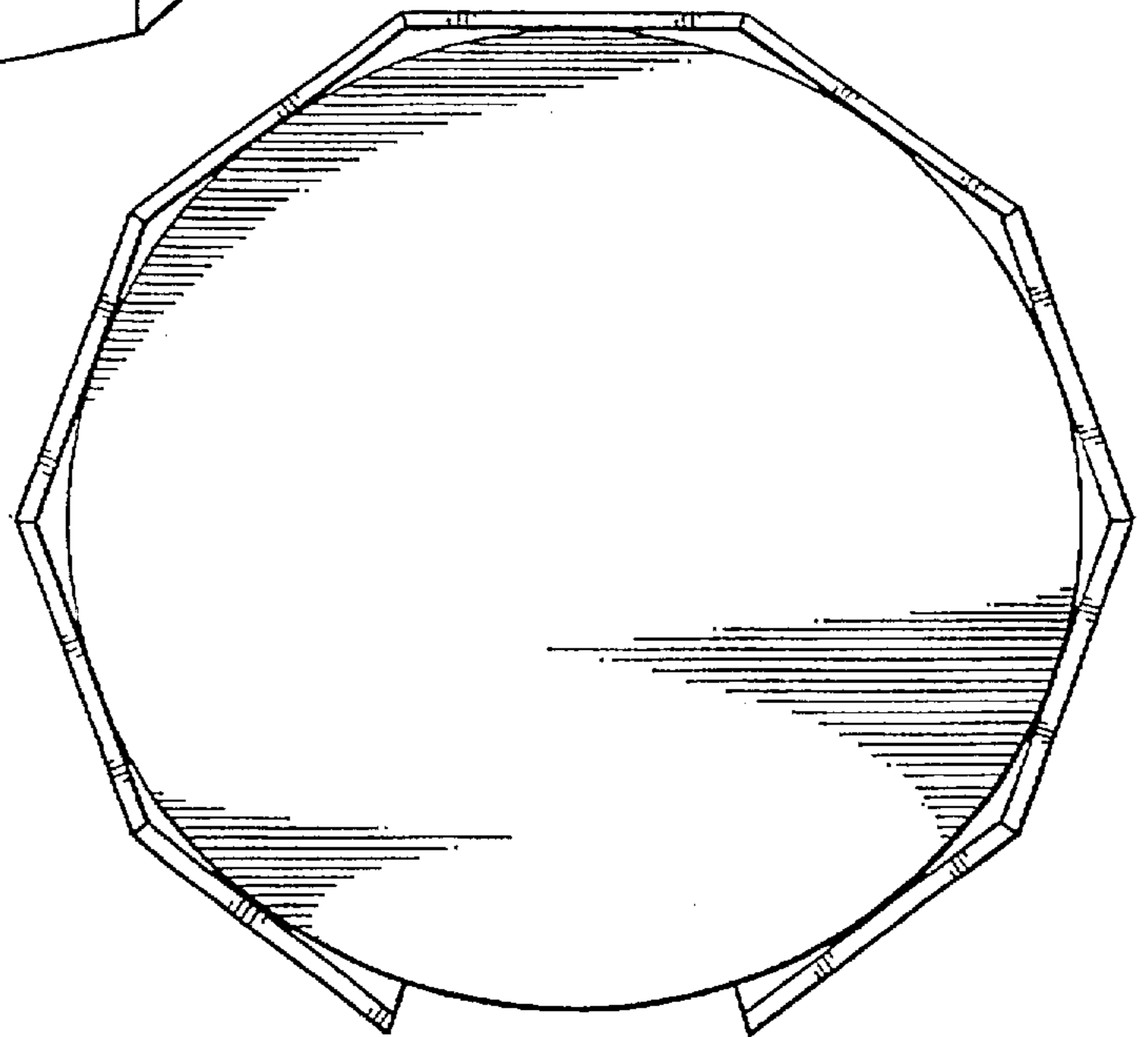


FIG. 2

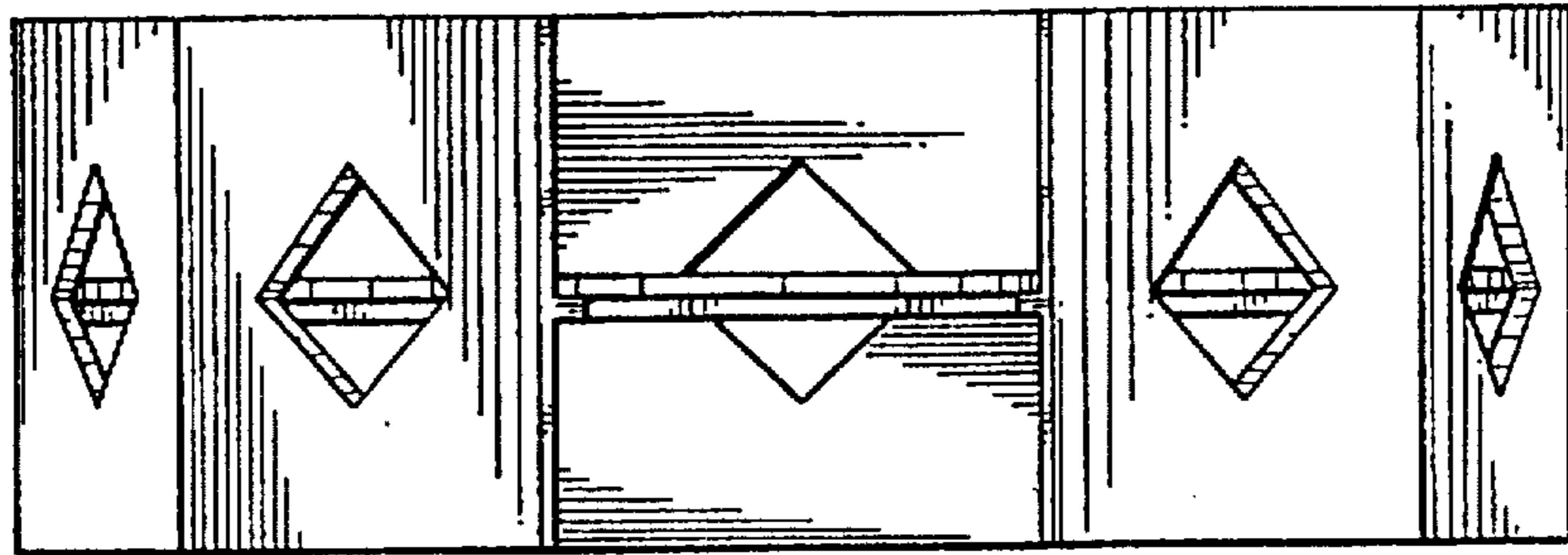


FIG. 3

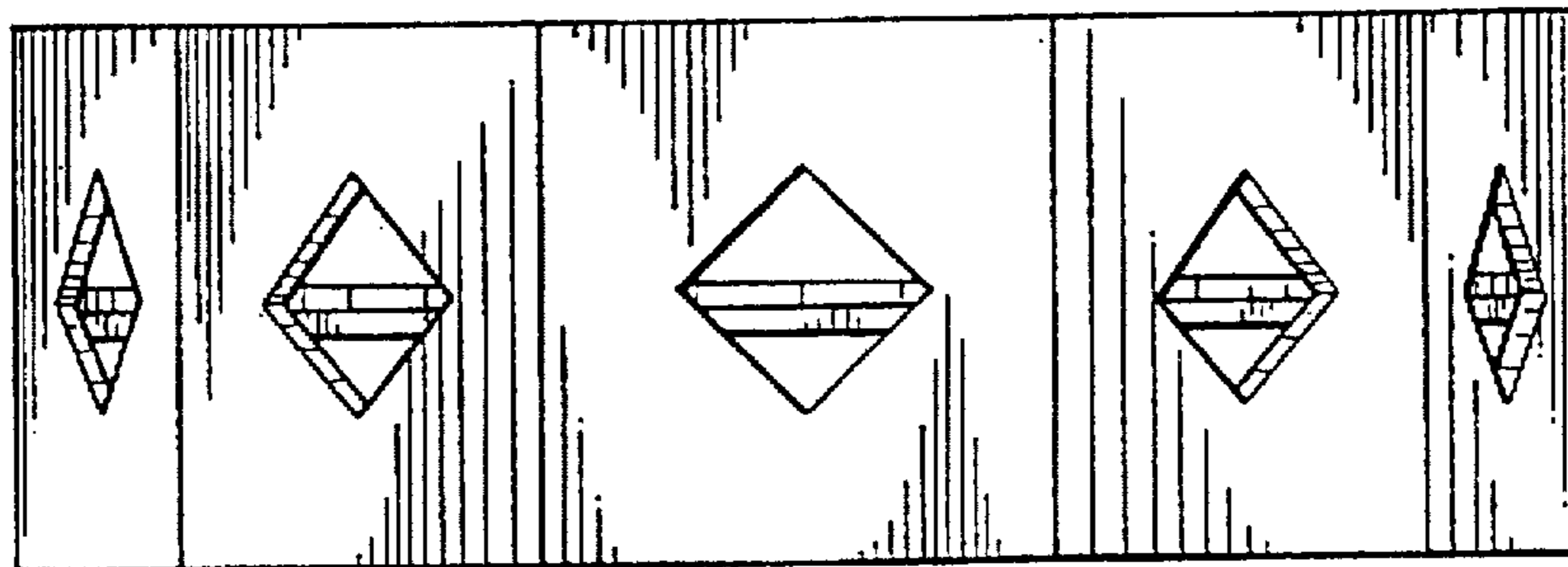


FIG. 4

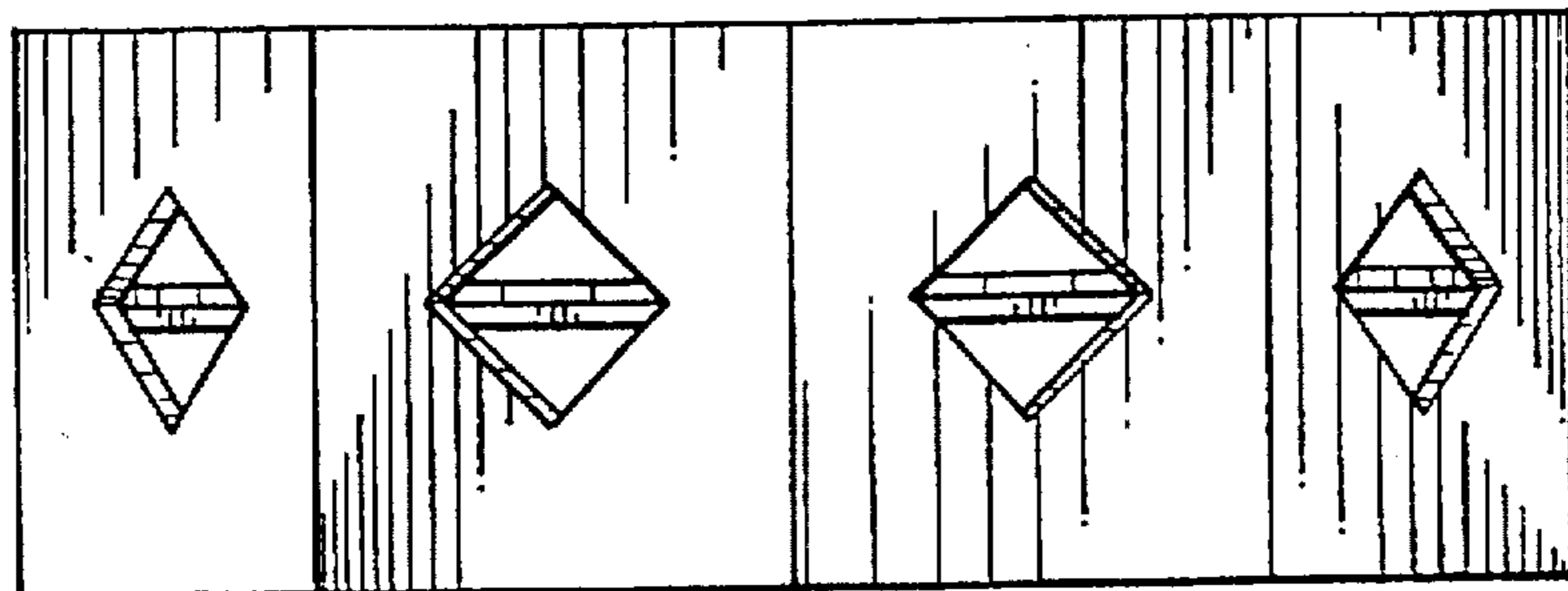


FIG. 5