



US00D391955S

United States Patent [19]

Nagele et al.

[11] Patent Number: **Des. 391,955**

[45] Date of Patent: *****Mar. 10, 1998**

[54] **MODULAR BASE FOR A CORDLESS PORTABLE TELEPHONE**

[75] Inventors: **Albert L. Nagele**, Wilmette; **Leonid Soren**, Lincolnwood; **Sang Y. Oh**, Schaumburg; **Michael J. Slipy**, Waukegan, all of Ill.

[73] Assignee: **Motorola, Inc.**, Schaumburg, Ill.

[*] Notice: The portion of the term of this patent subsequent to Sep. 10, 2010, has been disclaimed.

[**] Term: **14 Years**

[21] Appl. No.: **54,177**

[22] Filed: **May 8, 1996**

Related U.S. Application Data

[63] Continuation-in-part of Ser. No. 44,928, Oct. 3, 1995, Pat. No. Des. 373,585.

[51] **LOC (6) Cl.** **14-03**

[52] **U.S. Cl.** **D14/150**

[58] **Field of Search** D14/140, 240, D14/100, 107, 114, 137, 142, 149, 141, 155, 159; 379/419, 420, 428, 440, 454, 455; D18/1, 6, 7, 11; D13/164, 184; 455/89, 90

[56] **References Cited**

U.S. PATENT DOCUMENTS

D. 239,291	3/1976	Kurozumi	D18/7
D. 259,349	5/1981	Hirata et al.	D18/7
D. 298,034	10/1988	Yoshiharu	D14/64
D. 313,012	12/1990	Pataki et al.	D14/100
D. 343,614	1/1994	Khoo et al.	D14/137
D. 343,827	2/1994	Piret	D13/164
D. 343,854	2/1994	Suzuki	D18/7
D. 345,548	3/1994	Giebler et al.	D14/100
D. 345,976	4/1994	Franks et al.	D14/149
D. 349,501	8/1994	Fan	D14/240
D. 361,331	8/1995	Bryant	D14/149
D. 363,732	10/1995	Suzuki et al.	D18/7

Primary Examiner—Jeffrey Asch

Attorney, Agent, or Firm—John G. Rauch

[57] **CLAIM**

The ornamental design for a modular base for a cordless portable telephone, as shown and described.

DESCRIPTION

FIG. 1 is a top, left, front perspective view of a modular base for a cordless portable telephone showing our new design; FIG. 2 is a bottom plan view thereof; FIG. 3 is a rear elevational view thereof; and, FIG. 4 is a right elevational view thereof.

The broken lines shown in FIGS. 1, 2, 4 are for illustrative purposes only and form no part of the claimed design.

1 Claim, 3 Drawing Sheets


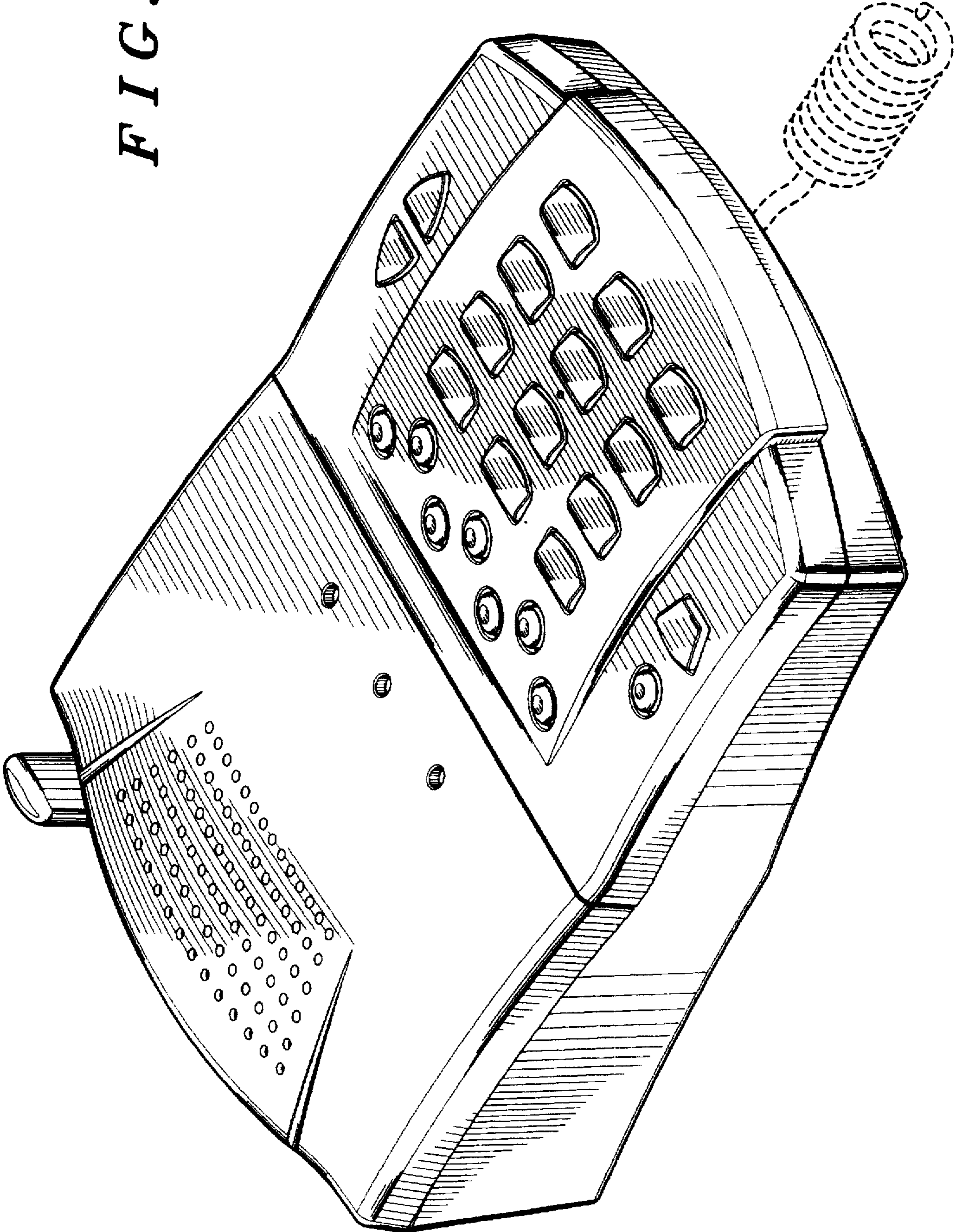


FIG. 1



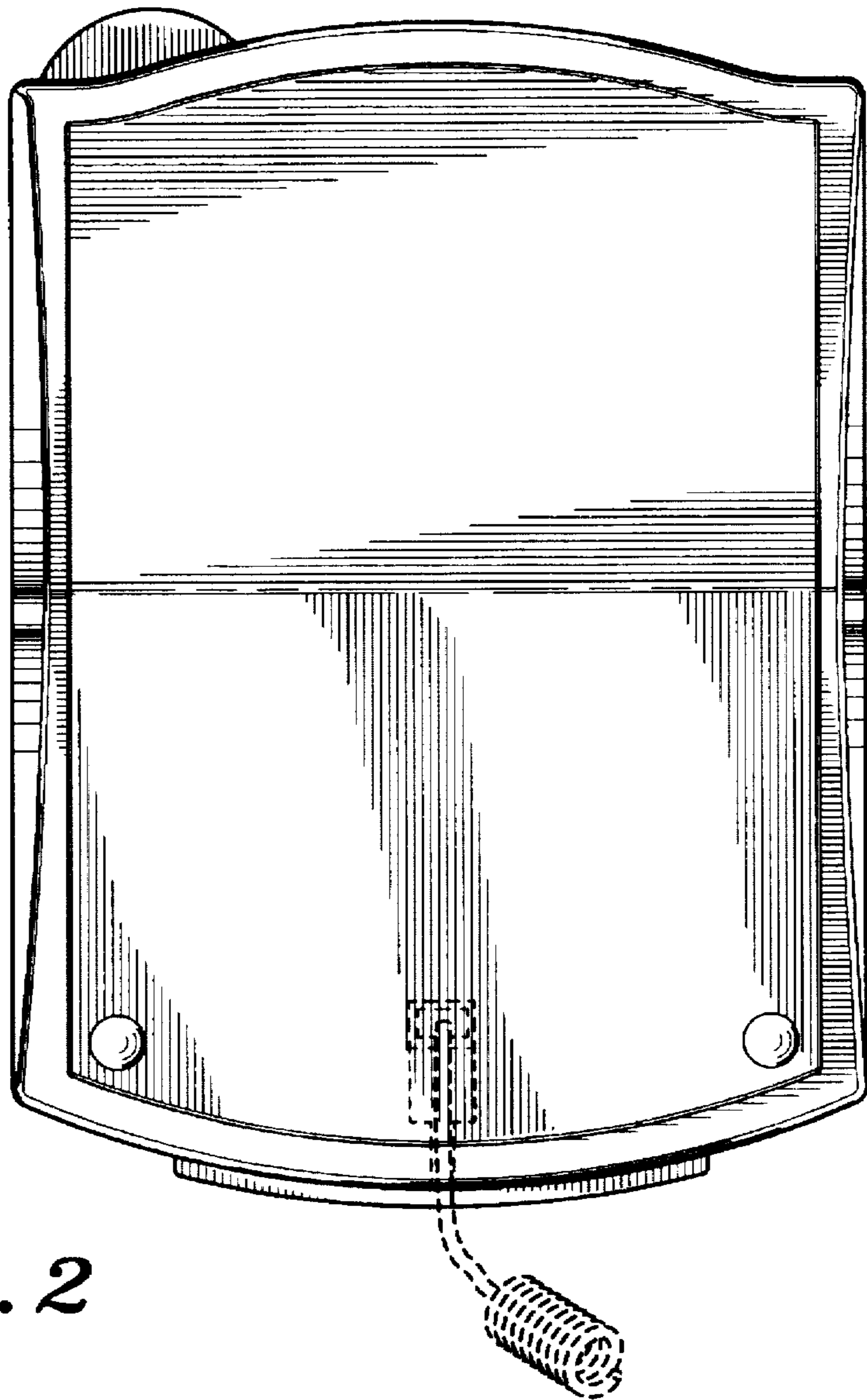


FIG. 2

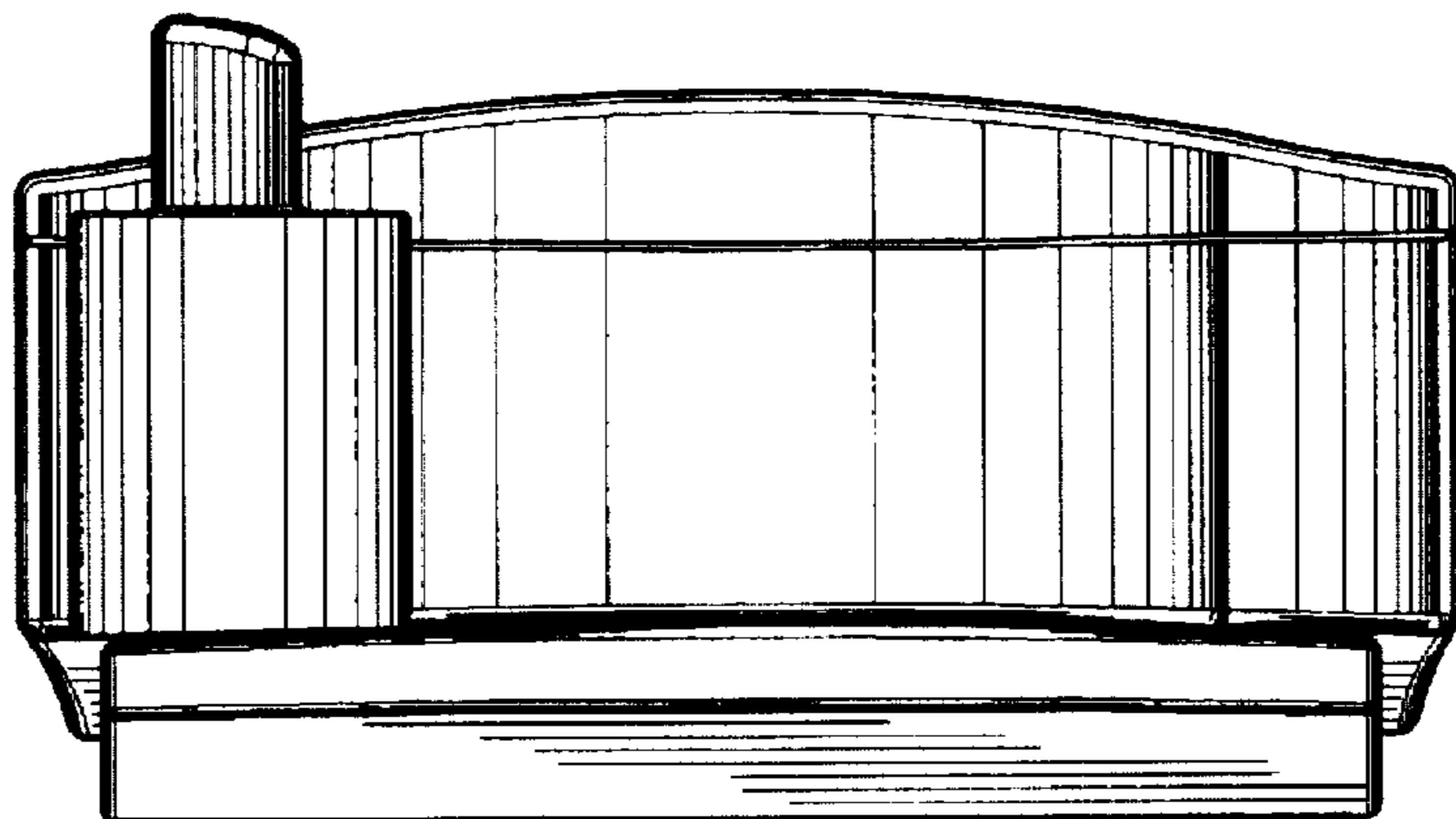


FIG. 3

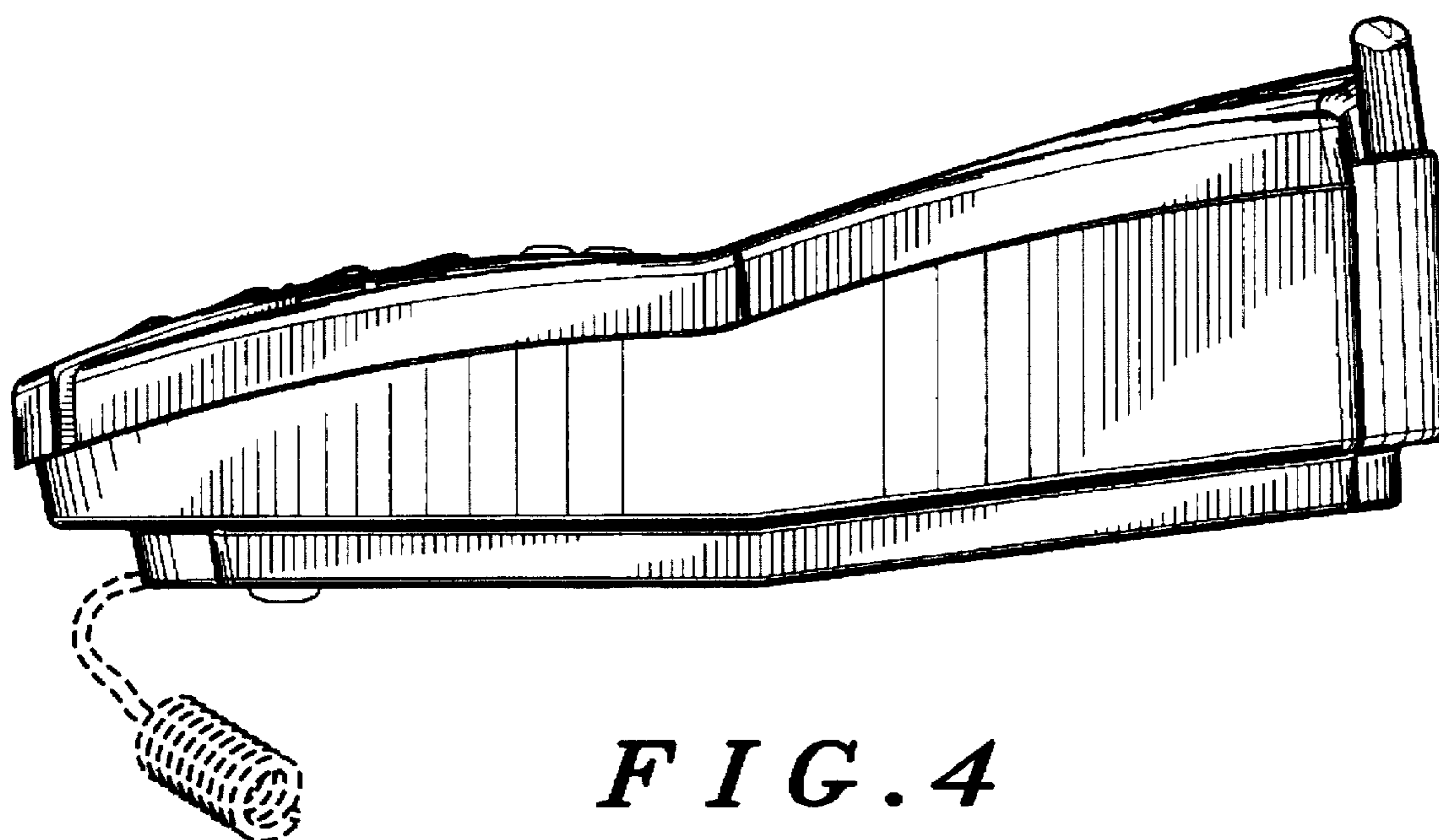


FIG. 4