

US00D391936S

United States Patent [19]

Usui et al.

[11] Patent Number: **Des. 391,936**

[45] Date of Patent: ****Mar. 10, 1998**

[54] **FLAT PANEL DISPLAY**

[75] Inventors: **Shigeo Usui, Kyoto; Hirofumi Takemasa, Osaka, both of Japan**

[73] Assignee: **Matsushita Electric Industrial Co. Ltd., Osaka, Japan**

[**] Term: **14 Years**

[21] Appl. No.: **71,406**

[22] Filed: **May 29, 1997**

[30] Foreign Application Priority Data

Nov. 29, 1996 [JP] Japan 8-36223

[51] LOC (6) Cl. **14-02**

[52] U.S. Cl. **D14/113; D14/126**

[58] Field of Search D14/100, 106, D14/113, 124-129; 345/104, 133, 156, 168, 173, 87, 901-905; 348/180, 184, 325, 739; 248/917-924

[56] References Cited

U.S. PATENT DOCUMENTS

D. 326,847 6/1992 Savio .

D. 351,835 10/1994 Kawamoto et al. .

D. 355,175 2/1995 Masunari et al. .

D. 356,552 3/1995 Maeno et al. .

D. 356,554 3/1995 Takemasa et al. .

D. 356,555 3/1995 Takemasa et al. .

D. 363,925 11/1995 Imai .

D. 364,855 12/1995 Onoda D14/113

D. 373,579 9/1996 Searby et al. D14/113

Primary Examiner—Freda Nunn

Attorney, Agent, or Firm—Sughrue, Mion, Zinn, Macpeak & Seas, PLLC

[57] CLAIM

The ornamental design for a flat panel display, as shown and described.

DESCRIPTION

FIG. 1 is a perspective view of the top, front and right side of a flat panel display showing our new design;

FIG. 2 is a front elevational view thereof;

FIG. 3 is a top plan view thereof;

FIG. 4 is a right side elevational view thereof, the left side being a mirror image thereof;

FIG. 5 is a rear elevational view thereof; and,

FIG. 6 is a bottom plan view thereof.

1 Claim, 3 Drawing Sheets

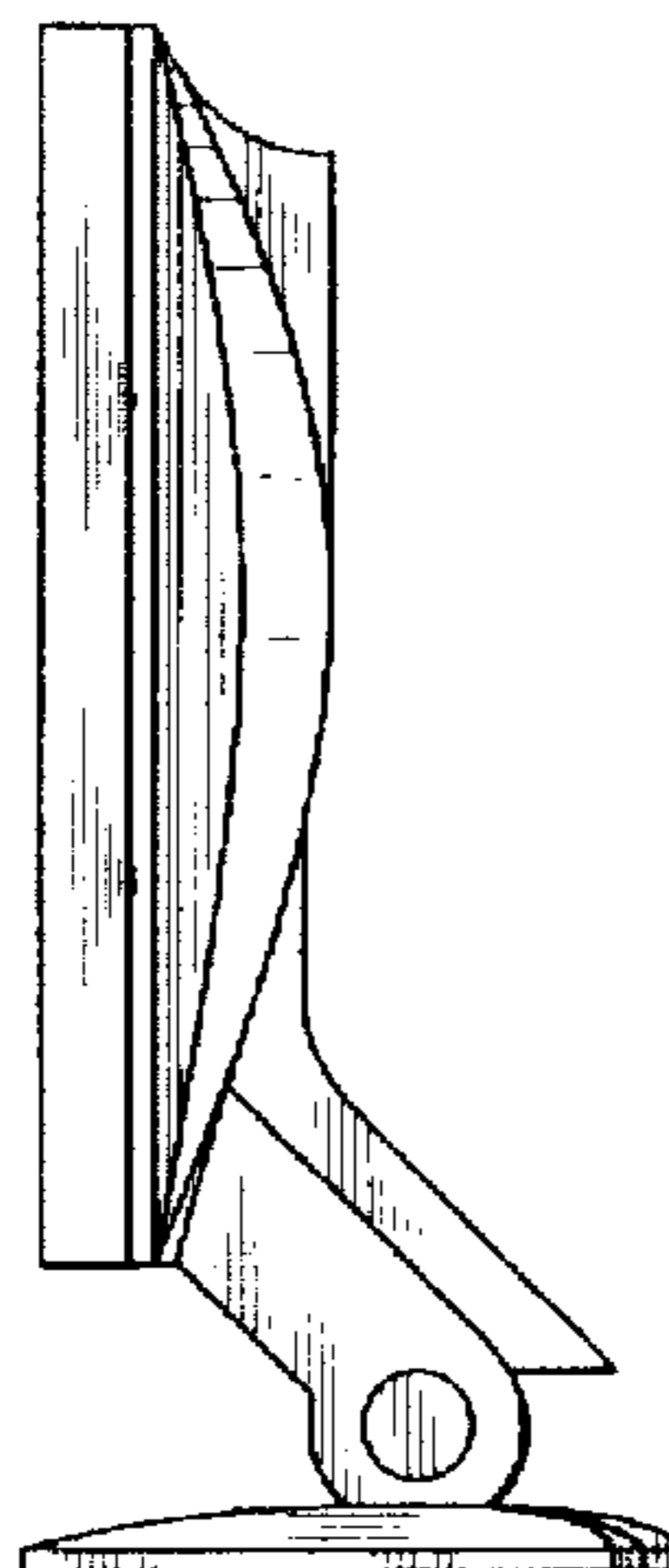



FIG. 1




FIG. 2

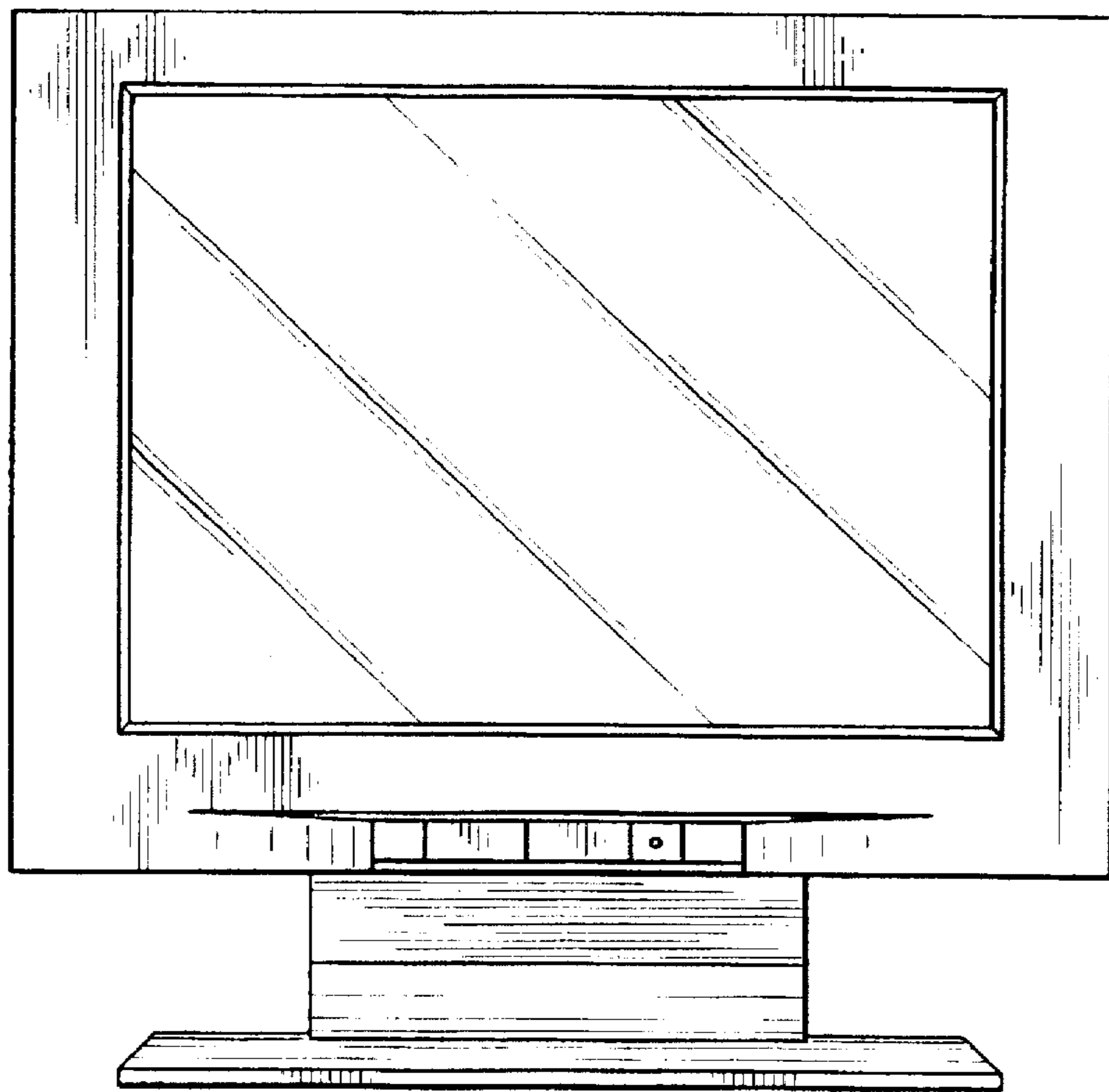


FIG. 3




FIG. 4

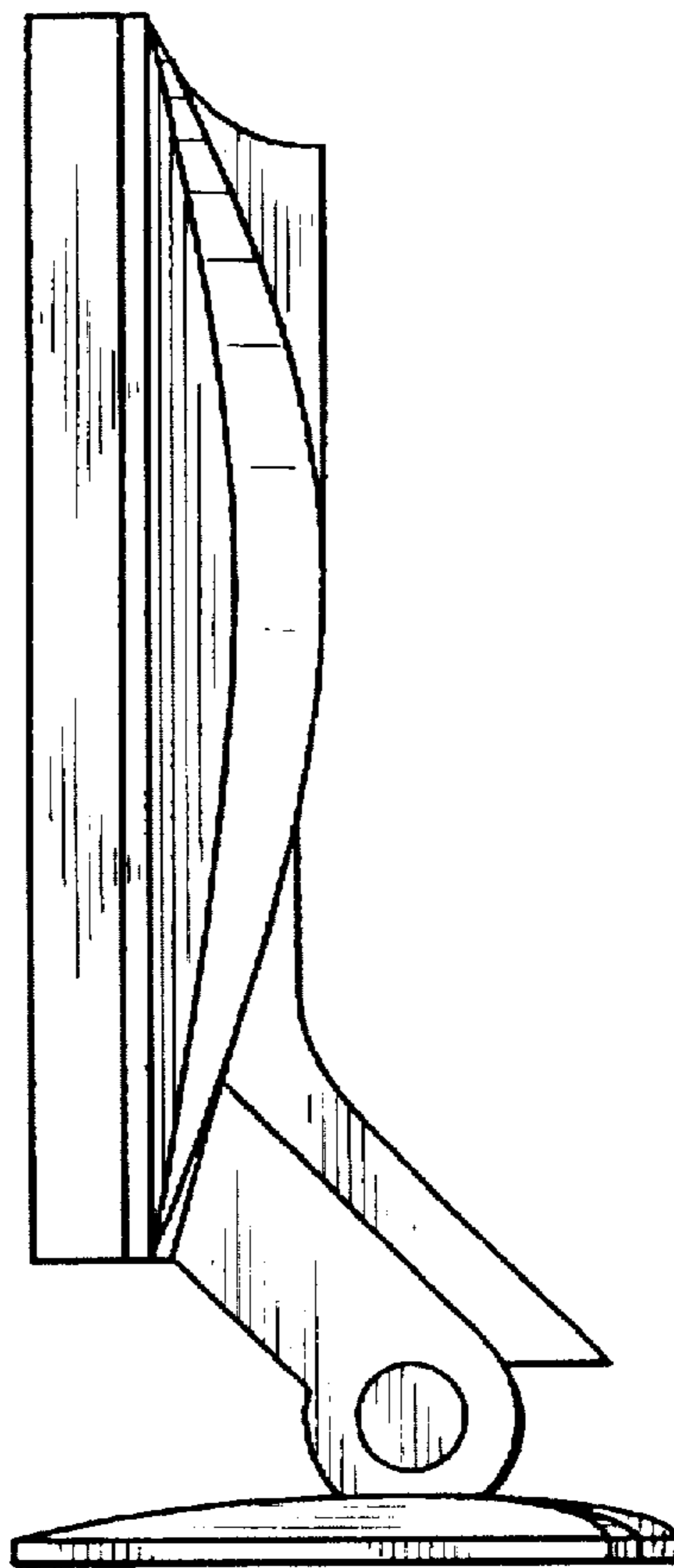


FIG. 5

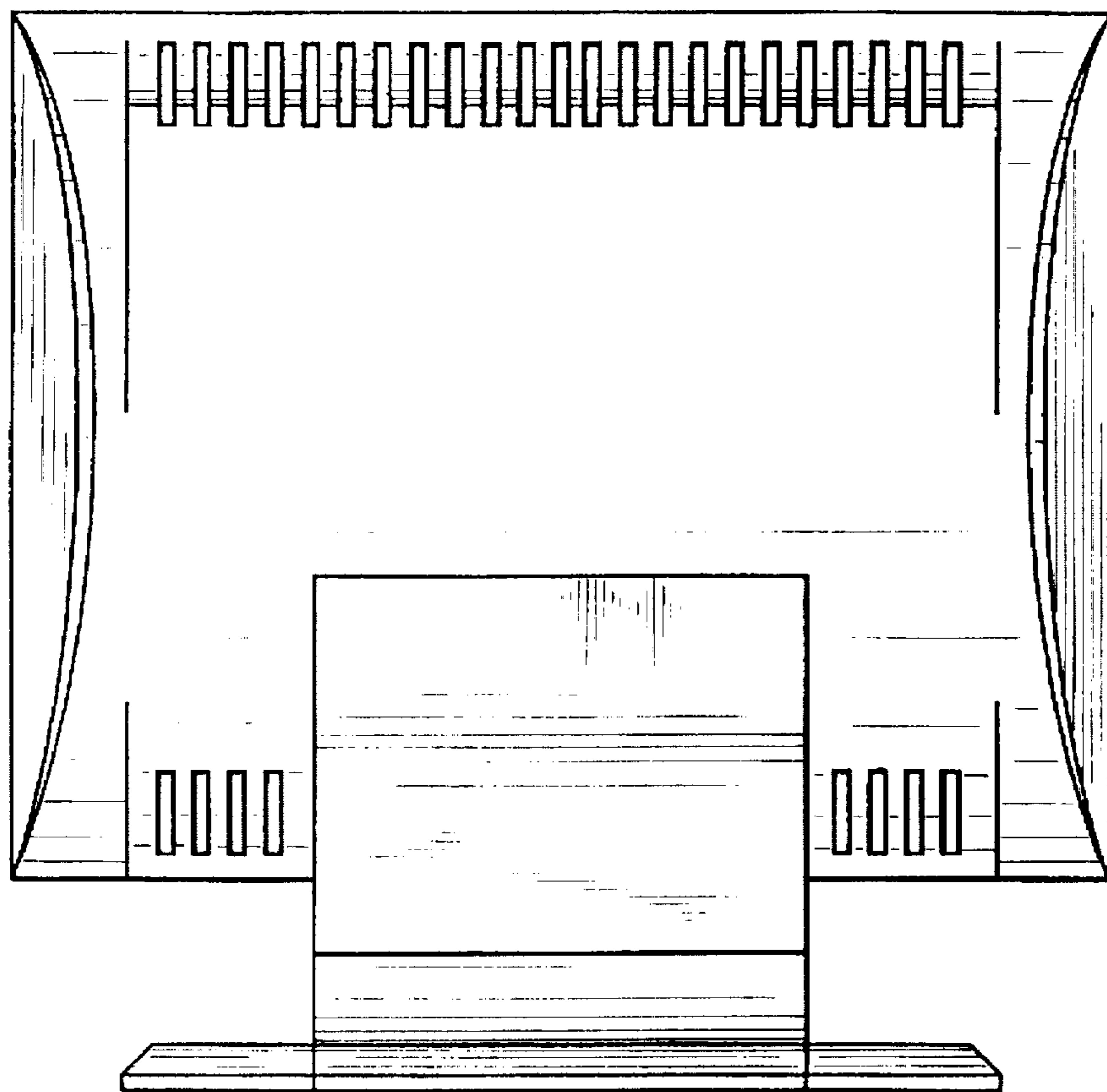


FIG. 6

