



US00D391928S

# United States Patent [19]

Kondo et al.

[11] Patent Number: Des. 391,928

[45] Date of Patent: \*\*Mar. 10, 1998

[54] CONNECTING DEVICE FOR PERIPHERAL EQUIPMENT OF AN ELECTRONIC COMPUTER

D. 362,243	9/1995	Spechts et al.	.....	D14/114
5,182,698	1/1993	Kobayashi et al.	.....	361/686
5,393,241	2/1995	Honda et al.	.....	439/248

[75] Inventors: Osamu Kondo, Tokyo; Masaaki Iino, Saitama-ken, both of Japan

### FOREIGN PATENT DOCUMENTS

868461	5/1993	Japan	.
127189	1/1990	Taiwan	.

[73] Assignee: Kabushiki Kaisha Toshiba, Kawasaki, Japan

Primary Examiner—Kay H. Chin  
Attorney, Agent, or Firm—Banner & Witcoff, Ltd.

[\*\*] Term: 14 Years

### [57] CLAIM

[21] Appl. No.: 59,220

The ornamental design for a connecting device for peripheral equipment of an electronic computer, as shown and described.

[22] Filed: Sep. 5, 1996

### [30] Foreign Application Priority Data

### DESCRIPTION

Apr. 25, 1996 [JP] Japan ..... 8-11899

FIG. 1 is a top, front and right side perspective view of a connecting device for peripheral equipment of an electronic computer showing my new design;  
FIG. 2 is a front elevational view thereof;  
FIG. 3 is a right side elevational view thereof;  
FIG. 4 is a left side elevational view thereof;  
FIG. 5 is a rear elevational view thereof;  
FIG. 6 is a top plan view thereof; and,  
FIG. 7 is a bottom plan view thereof.

[51] LOC (6) Cl. .... 14-02

[52] U.S. Cl. .... D14/107; D14/114

[58] Field of Search ..... D14/100-117;  
361/683-686; 439/248, 347; 364/708.1;  
D13/184, 199; D18/59

### [56] References Cited

#### U.S. PATENT DOCUMENTS

D. 362,241 9/1995 Youens et al. .... D14/107

1 Claim, 3 Drawing Sheets

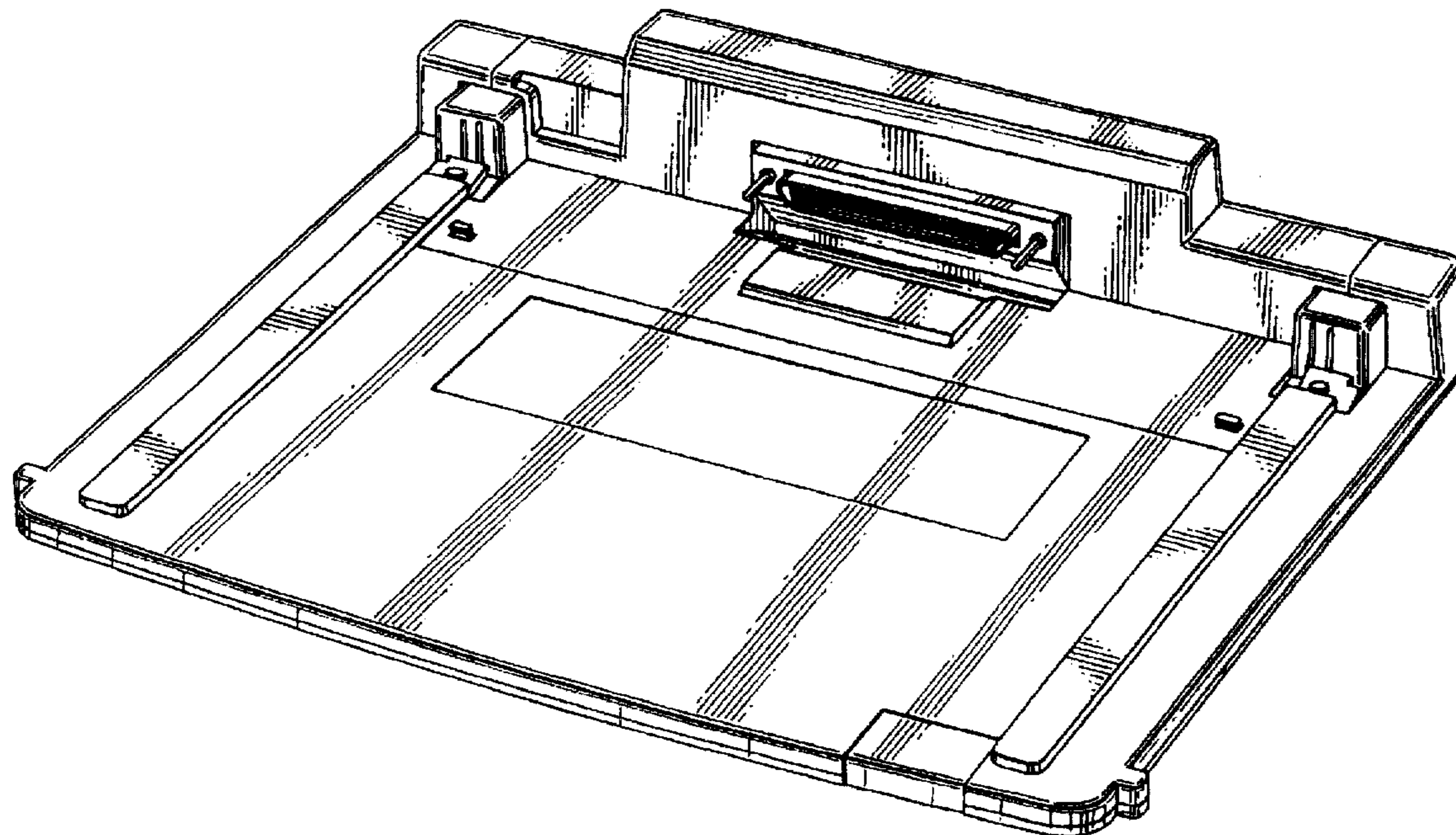


FIG. 1

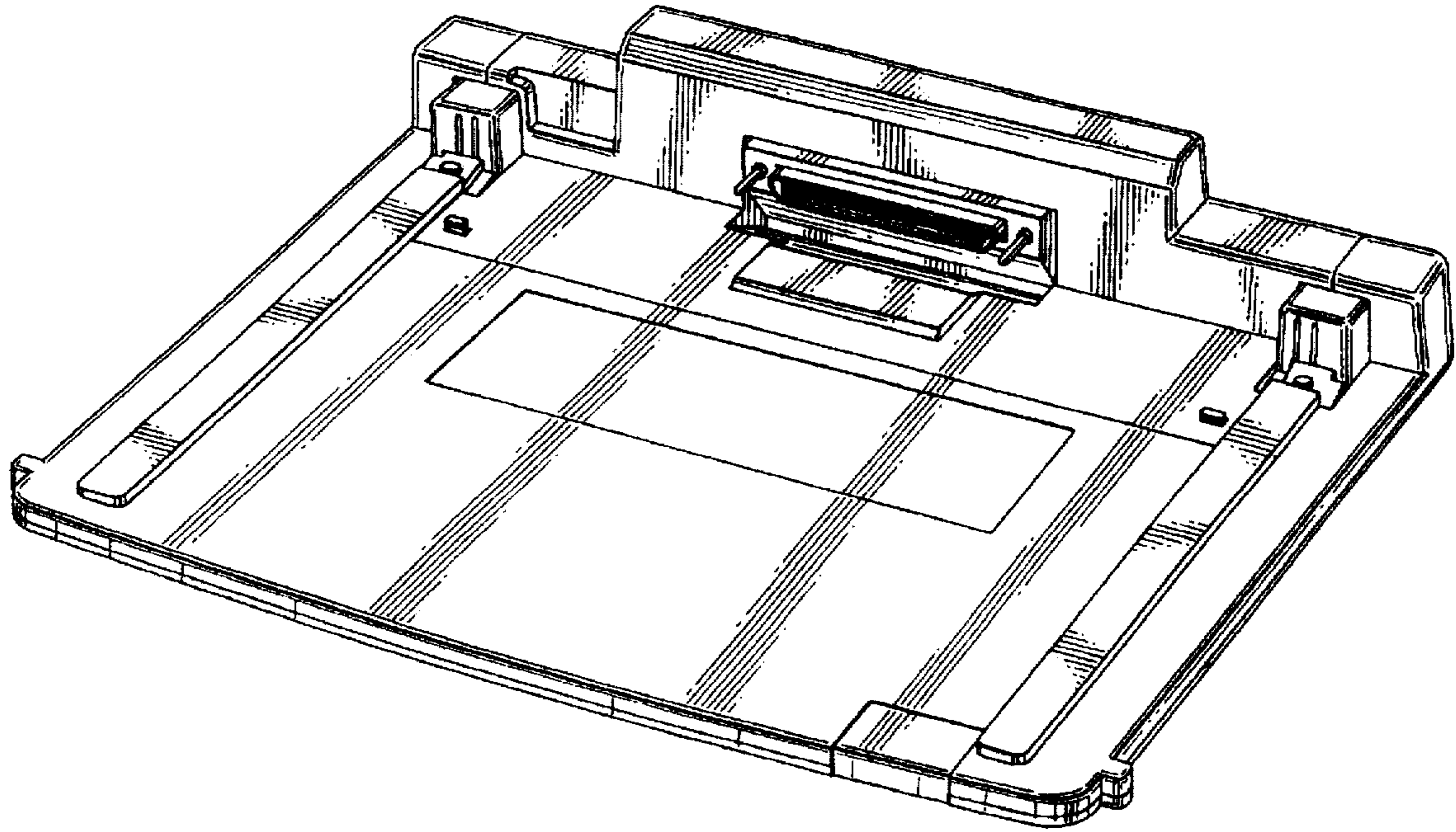


FIG. 2




FIG. 3

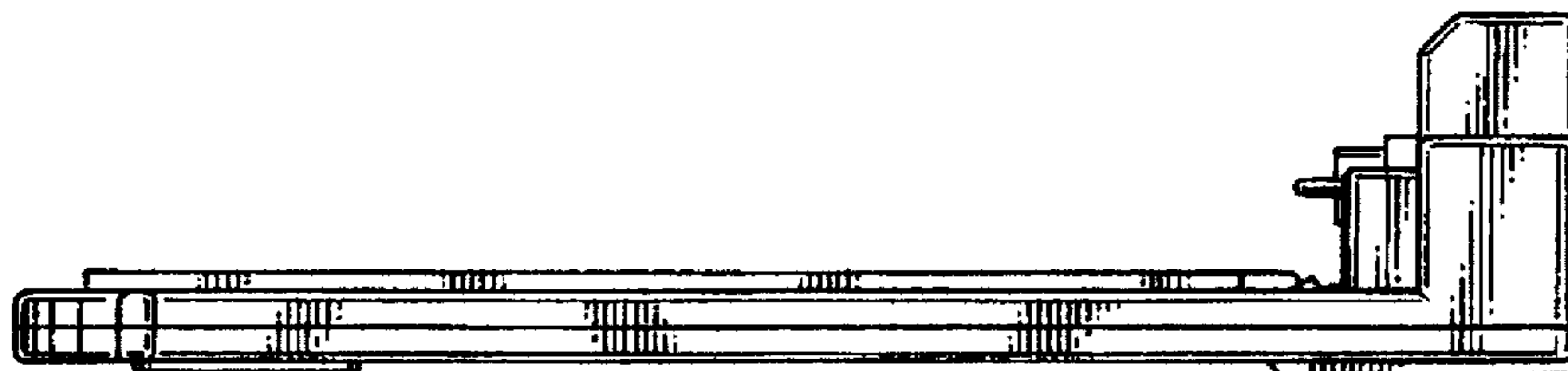


FIG. 4

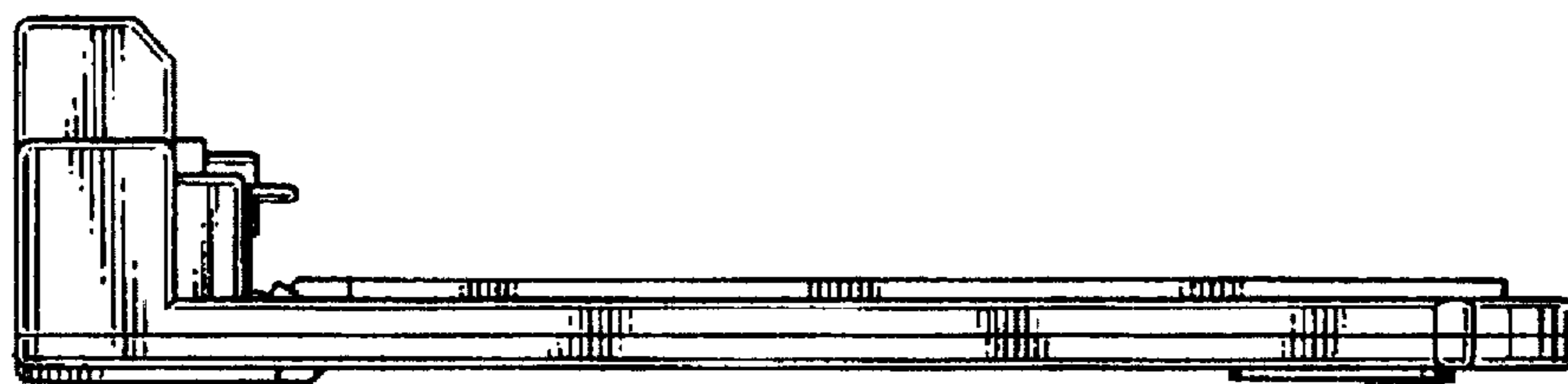


FIG. 5

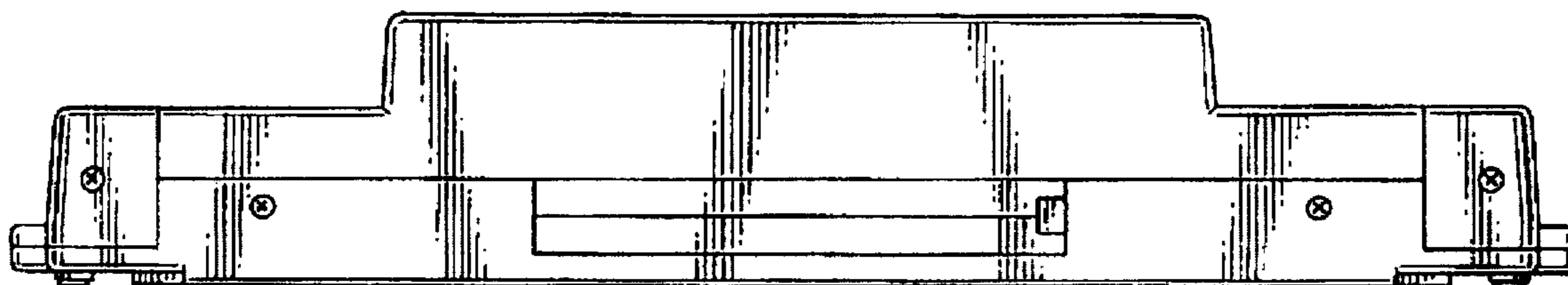


FIG. 6

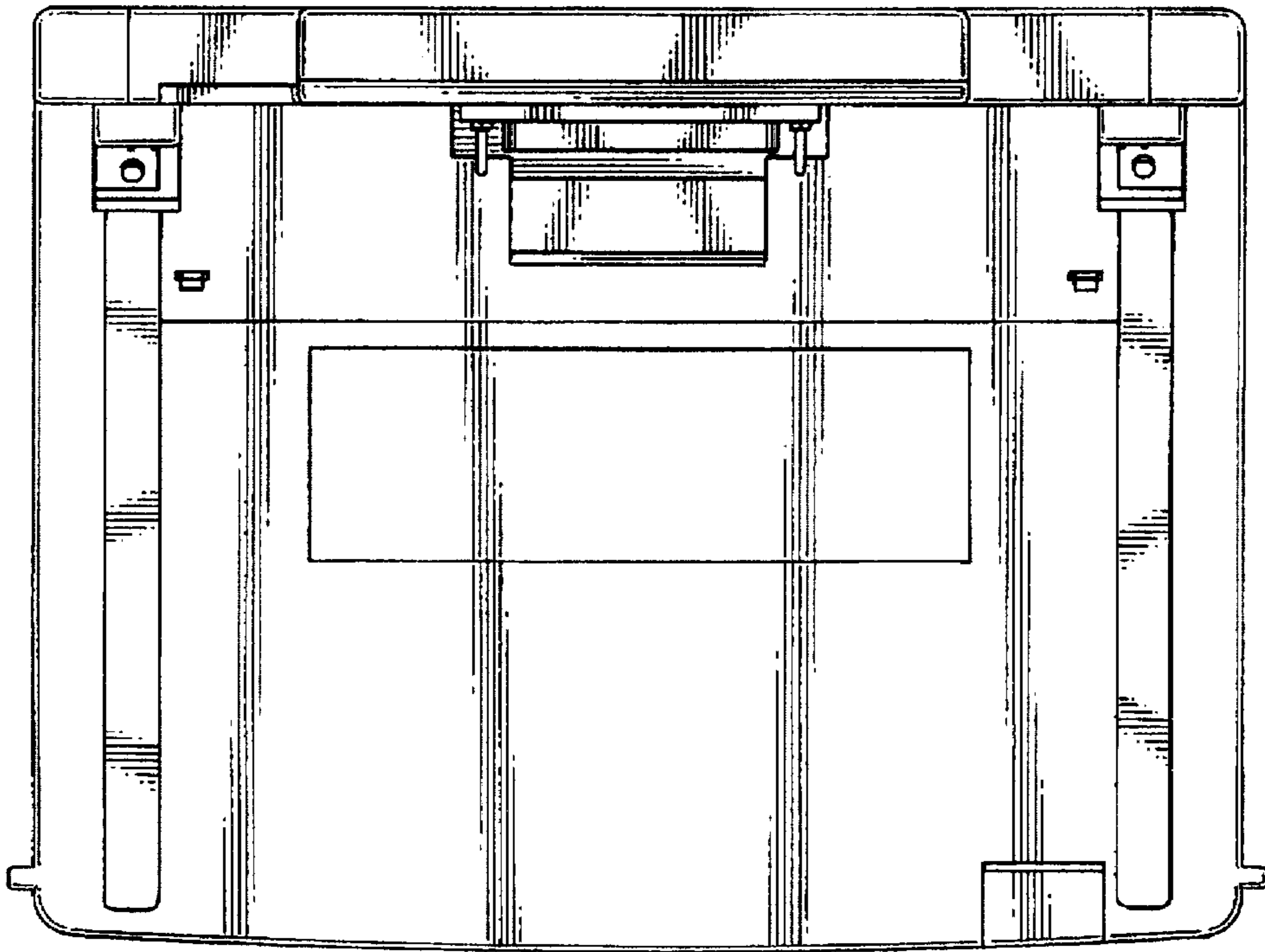


FIG. 7

