



US00D391914S

United States Patent [19]
Inoue

[11] **Patent Number:** **Des. 391,914**
[45] **Date of Patent:** ****Mar. 10, 1998**

[54] **WHEEL FOR A MOTORCYCLE**
[75] **Inventor:** **Taishi Inoue**, Saitama, Japan
[73] **Assignee:** **Honda Giken Kogyo Kabushiki Kaisha**, Tokyo, Japan
[**] **Term:** **14 Years**
[21] **Appl. No.:** **61,761**
[22] **Filed:** **Oct. 30, 1996**
[30] **Foreign Application Priority Data**
May 15, 1996 [JP] Japan 8-14055
[51] **LOC (6) Cl.** **12-16**
[52] **U.S. Cl.** **D12/211**
[58] **Field of Search** **D12/204-213;**
301/64.1, 65, 37.1

834849 4/1992 Japan .
834850 4/1992 Japan .
8348481 5/1992 Japan .
8348491 5/1992 Japan .
843038 7/1992 Japan .
8430381 7/1992 Japan .
8430382 7/1992 Japan .
882664 11/1993 Japan .
882665 11/1993 Japan .

Primary Examiner—James Gandy
Assistant Examiner—Stacia Sinuik
Attorney, Agent, or Firm—Birch, Stewart, Kolasch & Birch, LLP

[57] **CLAIM**

The ornamental design for a wheel for a motorcycle, as shown and described.

DESCRIPTION

FIG. 1 is a front perspective view of a right side of a wheel for a motorcycle showing my new design;
FIG. 2 is a rear perspective view of the right side thereof;
FIG. 3 is a front perspective view of a left side thereof;
FIG. 4 is a rear perspective view of the left side thereof;
FIG. 5 is a right side elevational view thereof;
FIG. 6 is a left side elevational view thereof;
FIG. 7 is a top plan view of FIG. 1;
FIG. 8 is a bottom plan view of FIG. 1;
FIG. 9 is a front elevational view of FIG. 1; and,
FIG. 10 is a rear elevational view of FIG. 1.

[56] **References Cited**


U.S. PATENT DOCUMENTS

D. 104,107 4/1937 Hunt et al. D12/209
D. 114,118 4/1939 Hunt et al. D12/209
D. 233,329 10/1974 Asberg D12/212
D. 235,539 6/1975 Asberg D12/206
D. 252,266 7/1979 Taitani et al. D12/211
D. 282,835 3/1986 Main D12/209
D. 302,419 7/1989 McKeon D12/211

FOREIGN PATENT DOCUMENTS

834848 4/1992 Japan .

1 Claim, 5 Drawing Sheets






FIG. 1




FIG. 2




FIG. 3




FIG. 4




FIG. 5




FIG. 6




FIG. 7




FIG. 8

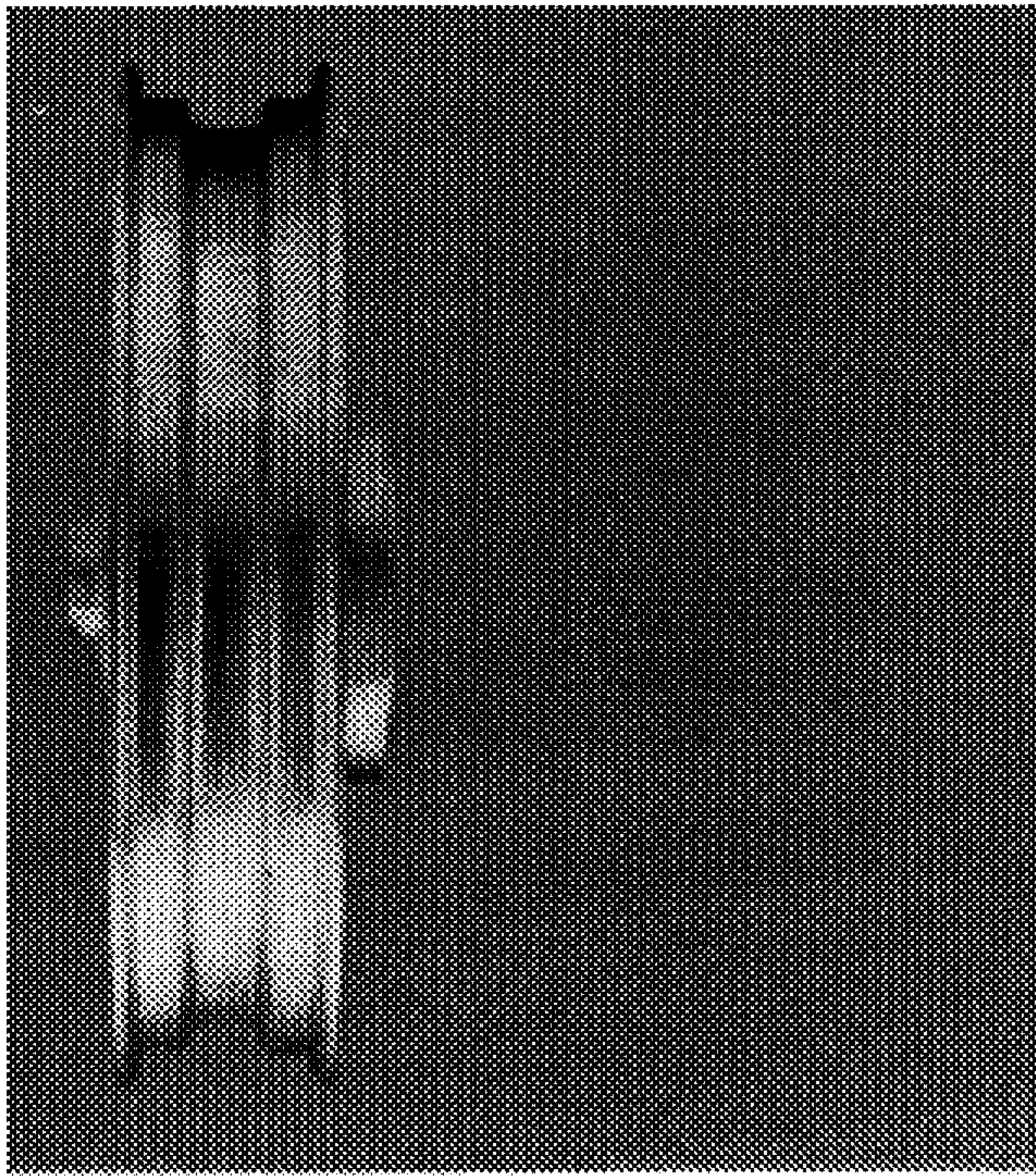


FIG. 9




FIG. 10