



US00D391892S

# United States Patent [19]

[11] Patent Number: **Des. 391,892**

Johnson et al.

[45] Date of Patent: **\*\*Mar. 10, 1998**

[54] **VISUAL DISPLAY**

[76] Inventors: **John C. Johnson; George S. Johnson,**  
both of 365 Bonair St., #14, La Jolla,  
Calif. 92037

[\*\*] Term: **14 Years**

[21] Appl. No.: **70,382**

[22] Filed: **Apr. 29, 1997**

[51] **LOC (6) Cl.** ..... **11-02**

[52] **U.S. Cl.** ..... **D11/131; D21/12; D21/61;**  
**D30/101**

[58] **Field of Search** ..... **D11/117, 131;**  
**D21/12, 61; D26/93; D30/101; 40/406-407;**  
**446/267**

4,190,312	2/1980	Bailey	.....	350/4.2
4,208,848	6/1980	Kohl	.....	40/406 X
4,265,402	5/1981	Tsai	.	
4,352,149	9/1982	Stetler	.....	362/96
4,498,692	2/1985	Swanson	.....	285/20
4,686,784	8/1987	Smithies	.	
4,900,068	2/1990	Law	.....	285/161
4,939,859	7/1990	Bradt	.....	40/407
4,974,127	11/1990	Foley	.....	362/96
5,018,288	5/1991	Yang	.....	40/406
5,037,140	8/1991	Anderson	.....	285/161
5,106,660	4/1992	Vorel	.	
5,167,993	12/1992	Aoyagi	.....	428/34
5,340,024	8/1994	Fuller et al.	.....	239/17
5,349,771	9/1994	Burnett	.....	40/406
5,416,994	5/1995	McLaughlin	.	
5,426,878	6/1995	Branson	.	

### FOREIGN PATENT DOCUMENTS

2393385 2/1979 France .

*Primary Examiner*—Dominic Simone  
*Attorney, Agent, or Firm*—Gary L. Eastman

### [56] References Cited

#### U.S. PATENT DOCUMENTS

D. 248,632	7/1978	Gillespie et al.	.....	D11/131
D. 348,535	7/1994	Burnett	.....	D30/101 X
D. 360,660	7/1995	Lee	.....	D21/12
1,926,240	9/1933	Maas	.....	62/1
2,072,841	3/1937	Tracey et al.	.	
2,278,383	3/1942	Rosenblatt	.	
2,589,757	3/1952	Williams	.....	446/267
2,638,261	5/1953	Poole	.....	229/5.5
3,101,564	8/1963	Stoessel	.....	40/106.22
3,271,881	9/1966	Wagnon	.	
3,332,433	7/1967	Edmondson	.....	137/215
3,355,056	11/1967	Fisch	.....	220/42
3,499,238	3/1970	Publicker	.....	40/406
3,531,635	9/1970	Hancock	.....	40/407 X
3,613,264	10/1971	Vitka et al.	.	
3,711,698	1/1973	Hess	.....	240/10.1
3,749,424	7/1973	Greene	.....	285/161
3,762,083	10/1973	Lemons et al.	.....	40/130 B
3,964,194	6/1976	Gugeler	.....	40/106.21

### [57] CLAIM

The ornamental design for a visual display, as shown and described.

### DESCRIPTION

FIG. 1 is a perspective view of a visual display showing our new design;  
FIG. 2 is a front view thereof;  
FIG. 3 is a left side view thereof;  
FIG. 4 is a right side view thereof;  
FIG. 5 is a top plan view thereof; and,  
FIG. 6 is a bottom plan view thereof.  
The rear view of the visual display is a mirror image of FIG. 2.

**1 Claim, 4 Drawing Sheets**




FIG. 1




FIG. 2

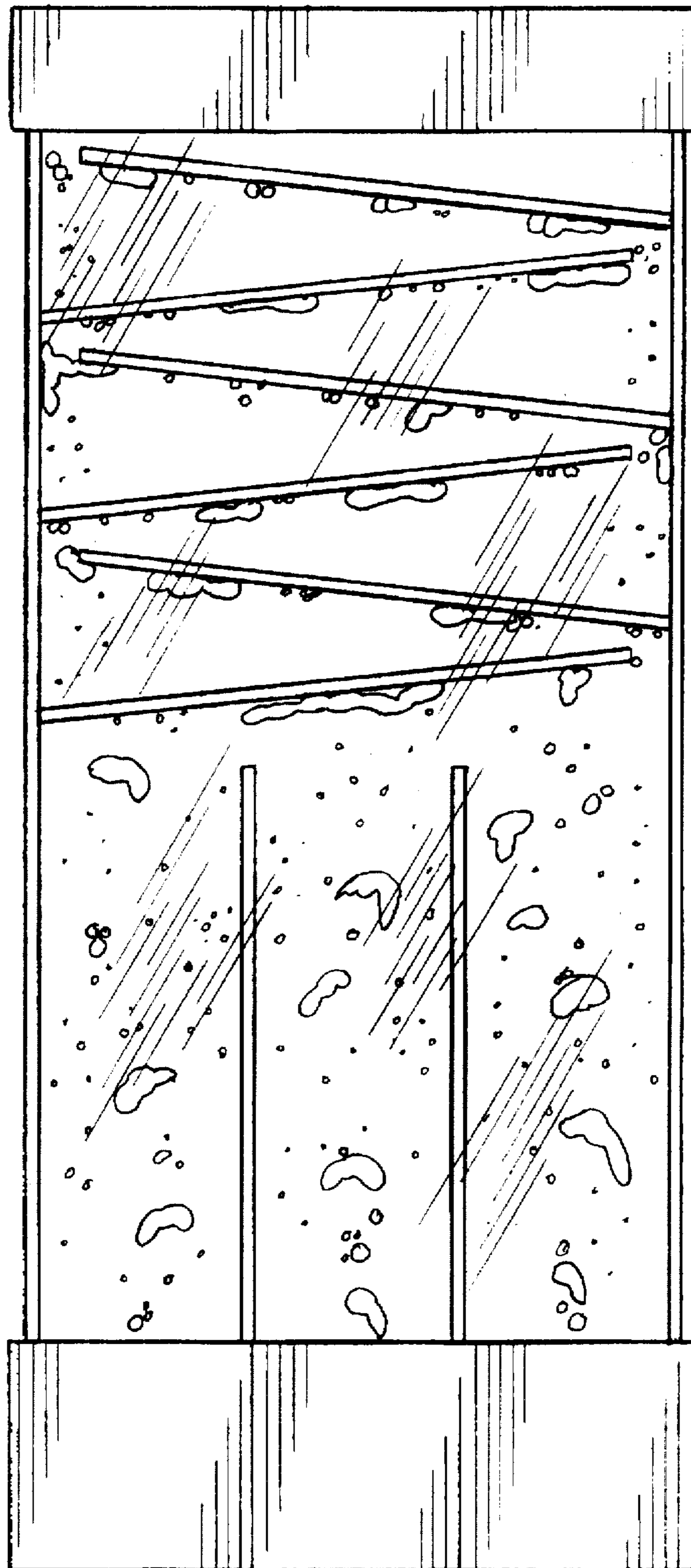


FIG. 3

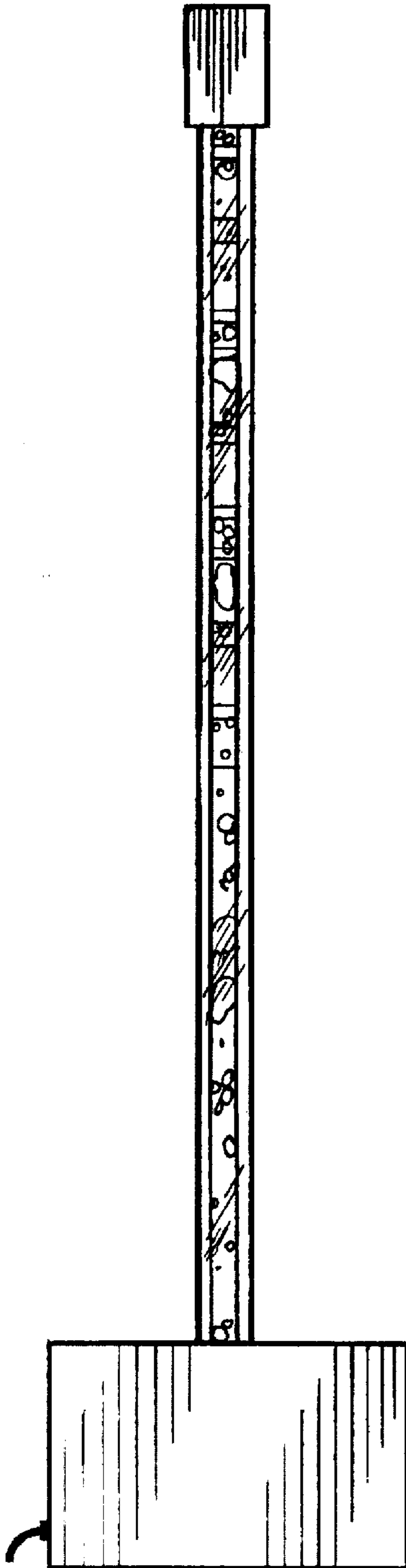


FIG. 4

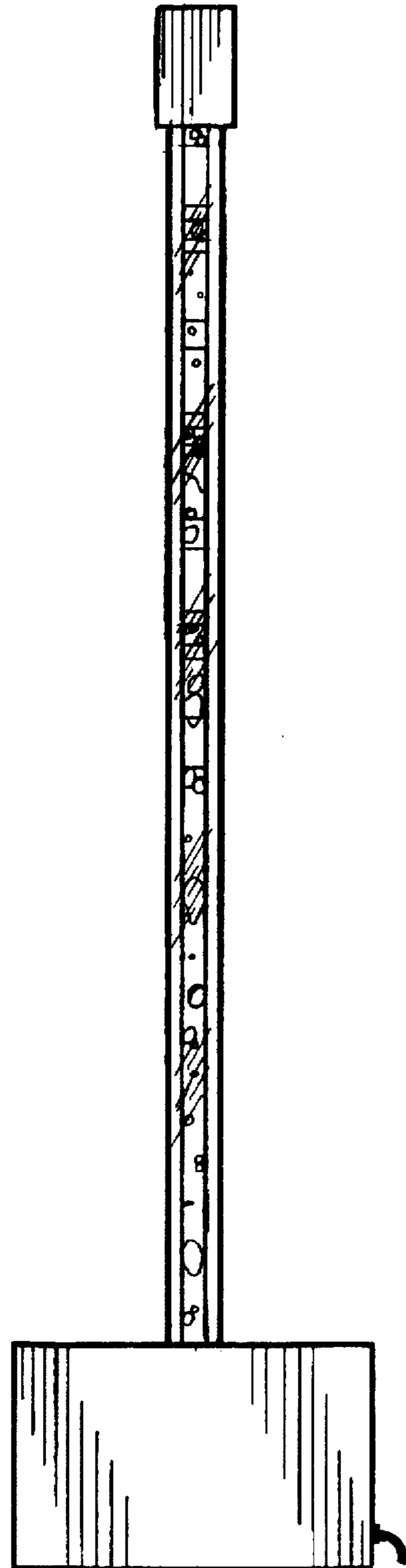


FIG. 5




FIG. 6

