

US00D391882S

United States Patent [19]

Roales

[11] Patent Number: **Des. 391,882**

[45] Date of Patent: ****Mar. 10, 1998**

[54] **WATCH STRAP**

D. 383,409 9/1997 Riley D11/3
D. 383,692 9/1997 Woo et al. D11/3

[76] Inventor: **Gabriel N. Roales**, B9 IPI Housing Project, Talamban, Cebu City 6000, Philippines

Primary Examiner—Ralf Seifert
Attorney, Agent, or Firm—Paul R. Juhasz

[**] Term: **14 Years**

[57] **CLAIM**

[21] Appl. No.: **64,573**

The ornamental design for a “watch strap”, as shown and described.

[22] Filed: **Jan. 17, 1997**

DESCRIPTION

[51] **LOC (6) Cl.** **11-01**

[52] **U.S. Cl.** **D11/3**

[58] **Field of Search** D11/1, 2, 3, 4, D11/5, 6, 19–25, 93, 94; 63/21

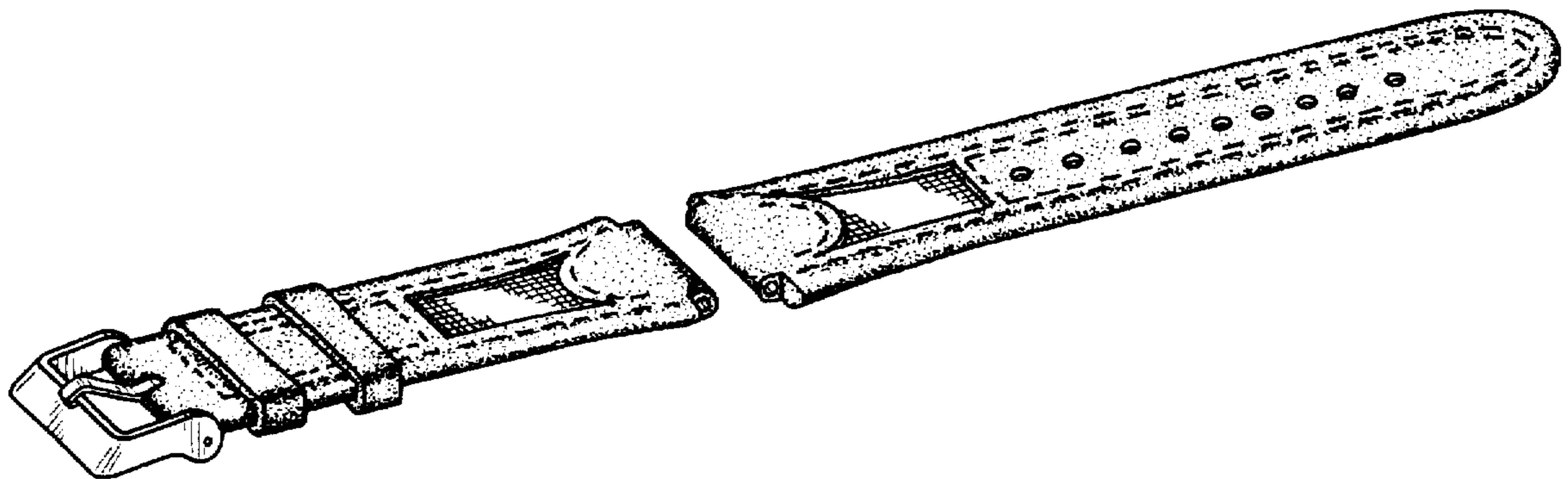
FIG. 1 is a perspective elevational view of a “watch strap”; FIG. 2 is a top plan view thereof; FIG. 3 is a right side elevational view thereof; the opposite end being a mirror image; FIG. 4 is a bottom plan view thereof; FIG. 5 is an end elevational view thereof; and, FIG. 6 is the other end elevational view thereof.

[56] **References Cited**

U.S. PATENT DOCUMENTS

D. 171,004 12/1953 Nolin D11/3
D. 254,963 5/1980 Hofman D11/3

1 Claim, 2 Drawing Sheets



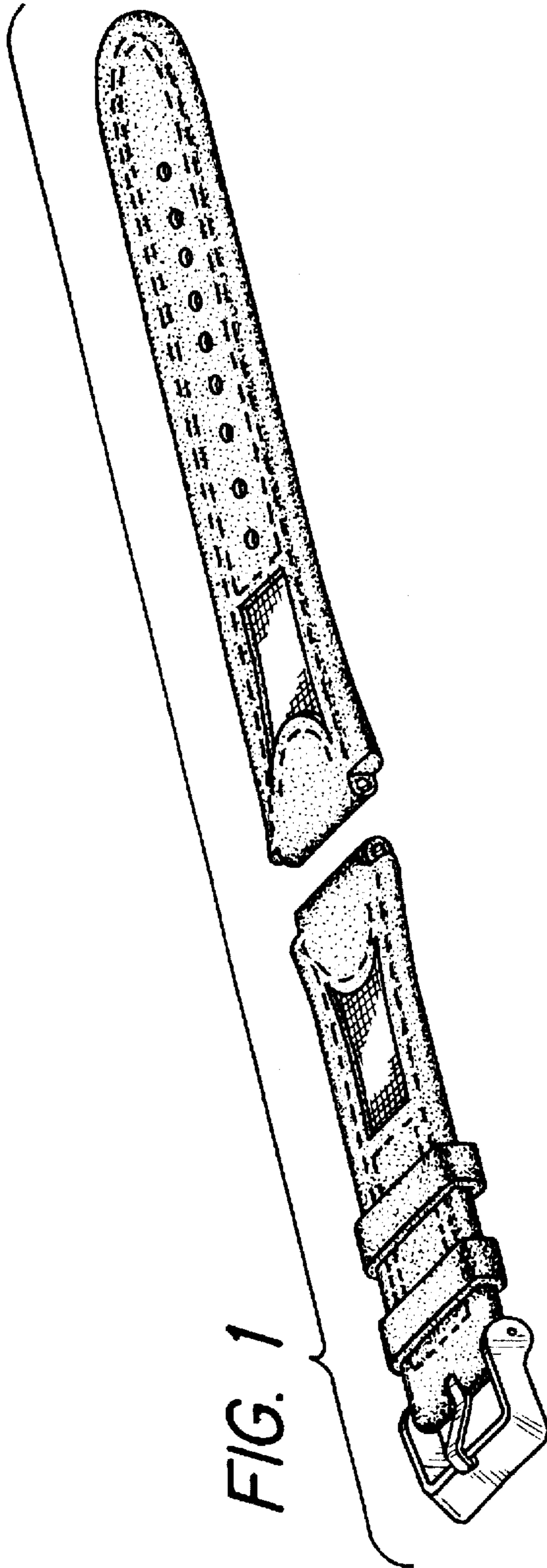


FIG. 6



FIG. 5



FIG. 2

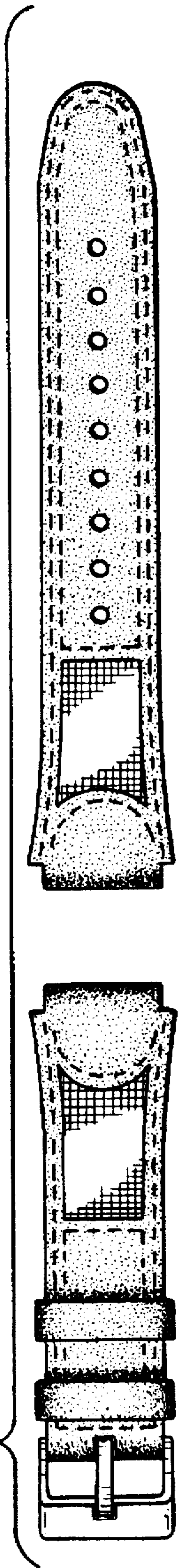


FIG. 3



FIG. 4

