



US00D391873S

United States Patent [19]

Perrin et al.

[11] Patent Number: **Des. 391,873**

[45] Date of Patent: ****Mar. 10, 1998**

[54] **WATCH**

[75] Inventors: **Alain-Dominique Perrin**, Rueil Malmaison; **Jacques Diltoer**, Villeneuve-la-Garenne, both of France

[73] Assignee: **Cartier International B.V.**, Amsterdam, Netherlands

[**] Term: **14 Years**

[21] Appl. No.: **71,434**

[22] Filed: **May 29, 1997**

[30] **Foreign Application Priority Data**

Nov. 29, 1996 [FR] France 966730

[51] **LOC (6) Cl.** **10-02**

[52] **U.S. Cl.** **D10/39; D10/30**

[58] **Field of Search** **D10/1-40, 122-132; 368/280-282, 276-277, 285**

[56] **References Cited**

U.S. PATENT DOCUMENTS

D. 297,216 8/1988 Beuchat D10/33
D. 321,664 11/1991 Kennedy D10/30

Primary Examiner—Nelson C. Holtje
Attorney, Agent, or Firm—Cushman, Darby & Cushman IP Group of Pillsbury, Madison & Sutro LLP


[57] **CLAIM**

The ornamental design for a watch, as shown and described.

DESCRIPTION

FIG. 1 is a front view of the watch showing our new design; FIG. 2 is a rear view thereof; FIG. 3 is a right side view thereof; FIG. 4 is a left side view thereof; FIG. 5 is a top view thereof; FIG. 6 is a bottom view thereof; and, FIG. 7 is a perspective view thereof.

1 Claim, 4 Drawing Sheets



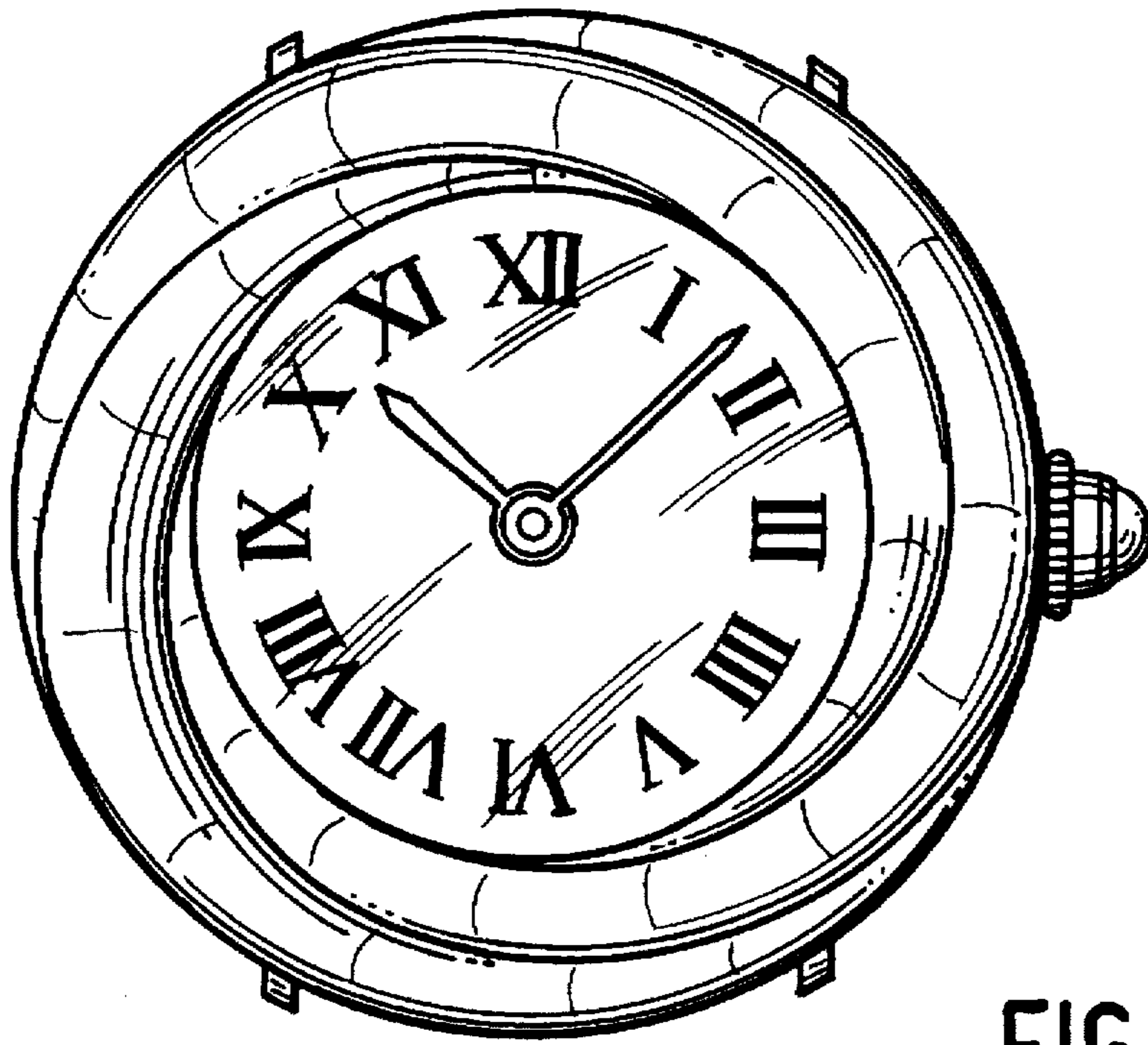


FIG. 1

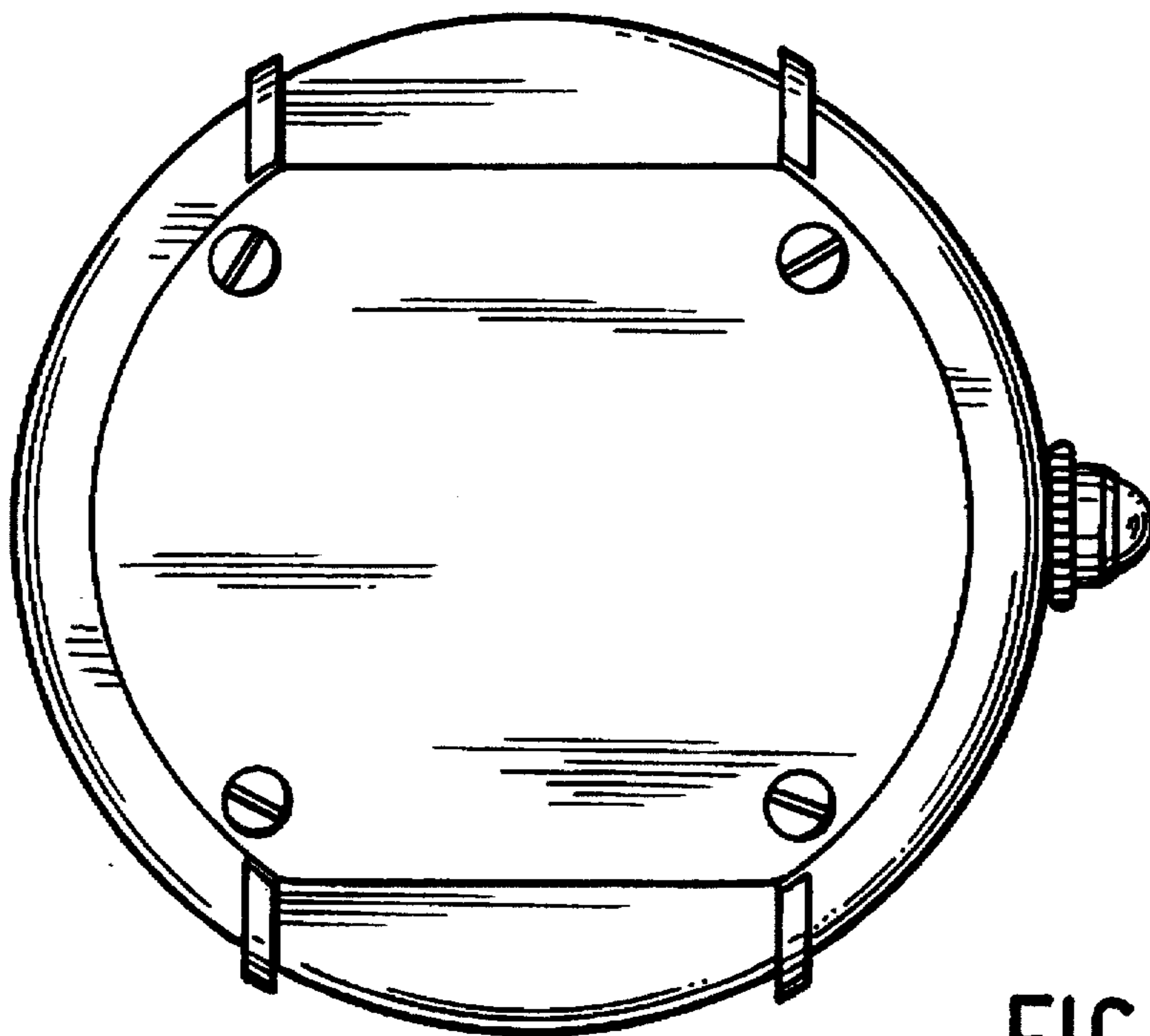


FIG. 2




FIG. 3



FIG. 4

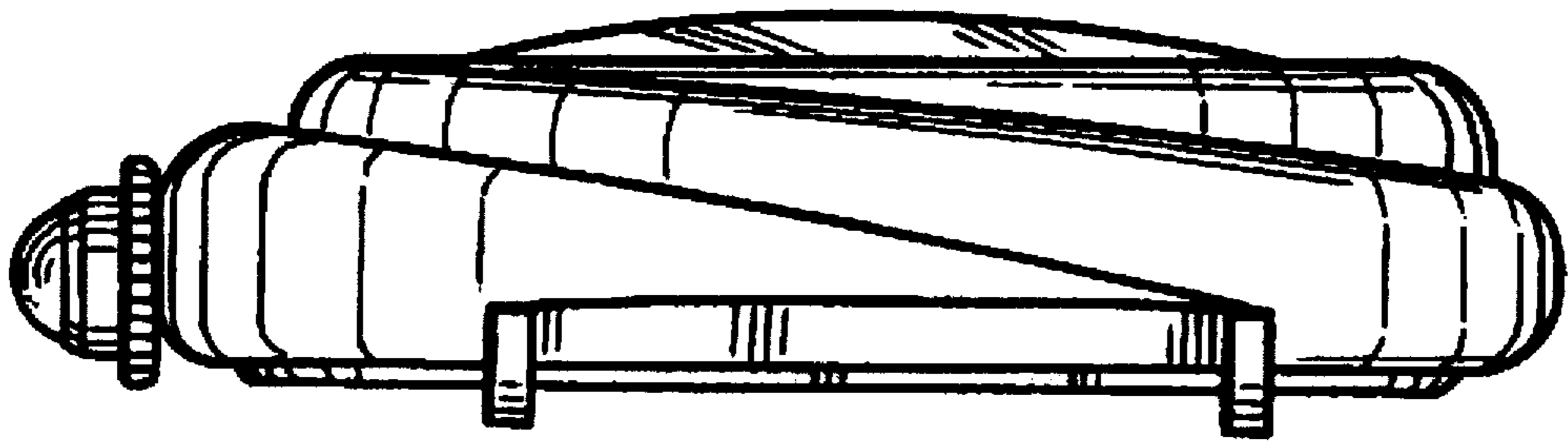


FIG. 5

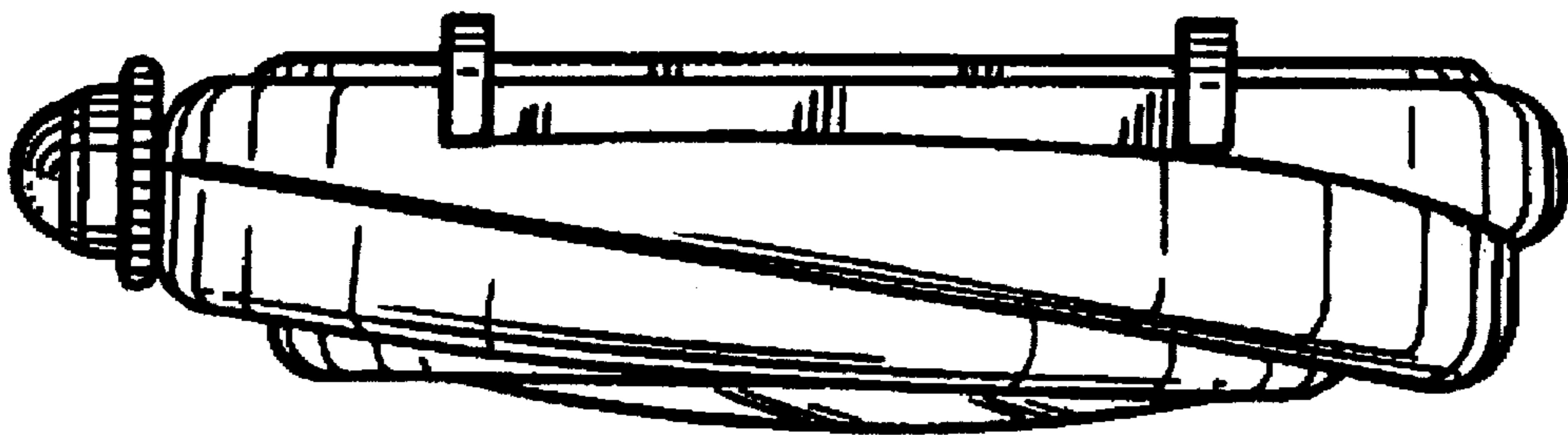


FIG. 6




FIG.7