

US00D391872S

United States Patent [19]

Sugarman et al.

[11] Patent Number: **Des. 391,872**

[45] Date of Patent: ****Mar. 10, 1998**

[54] **WATCH CASE**

[75] Inventors: **Louis Sugarman, Barrington; Max B. Dressler, Warwick, both of R.I.**

[73] Assignee: **Alcraft, Inc., Pawtucket, R.I.**

[**] Term: **14 Years**

[21] Appl. No.: **70,006**

[22] Filed: **Apr. 25, 1997**

[51] LOC (6) Cl. **10-02**

[52] U.S. Cl. **D10/33; D10/15; D10/6**

[58] Field of Search **D10/1-40, 122-132; 368/280-282, 276-277, 285**

[56] **References Cited**

U.S. PATENT DOCUMENTS

- D. 294,721 3/1988 Lawling D21/155
- D. 296,083 6/1988 Morishima .
- D. 300,514 4/1989 Morishima .
- D. 312,416 11/1990 Braun .

- D. 323,622 2/1992 Morishima .
- D. 353,778 12/1994 Hanagasa D10/31
- D. 358,999 6/1995 Morishima .
- D. 360,590 7/1995 Murakami et al. .
- 1,968,444 7/1934 Farber D10/32 X

Primary Examiner—Nelson C. Holtje
Attorney, Agent, or Firm—Salter & Michaelson

[57] **CLAIM**

The ornamental design for a watch case, as shown and described.

DESCRIPTION

FIG. 1 is a top view showing our new design for a watch case;

FIG. 2 is a bottom view thereof;

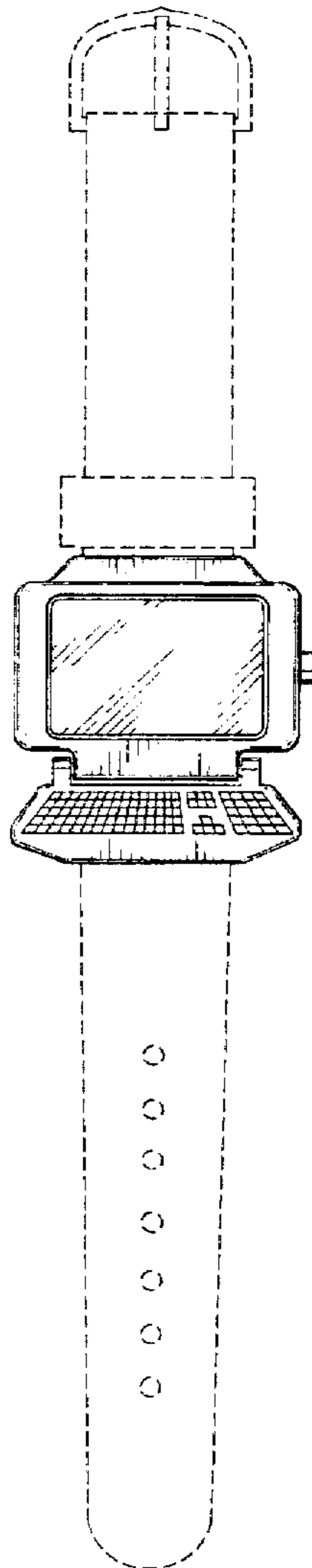
FIG. 3 is a front view thereof;

FIG. 4 is a rear view thereof;

FIG. 5 is a left side view thereof; and,

FIG. 6 is a right side view thereof.

1 Claim, 2 Drawing Sheets



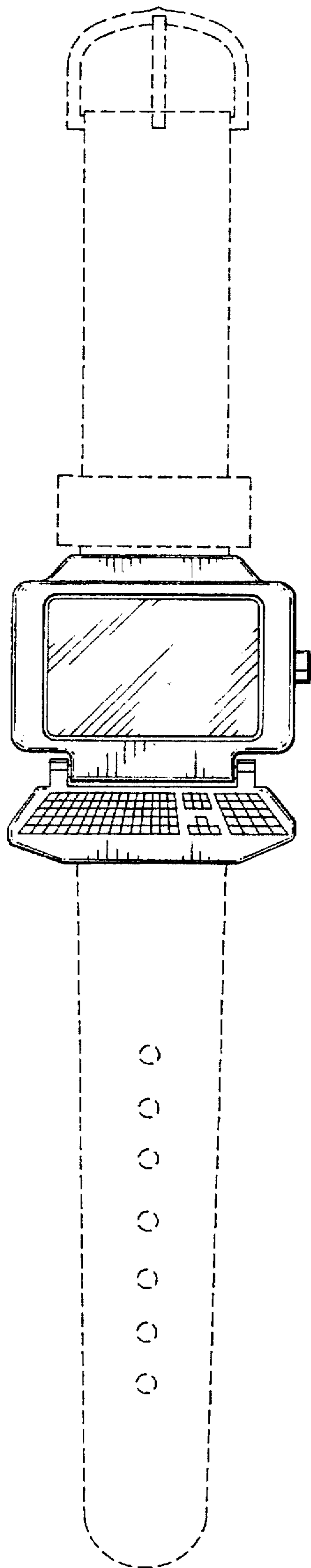


FIG. 1

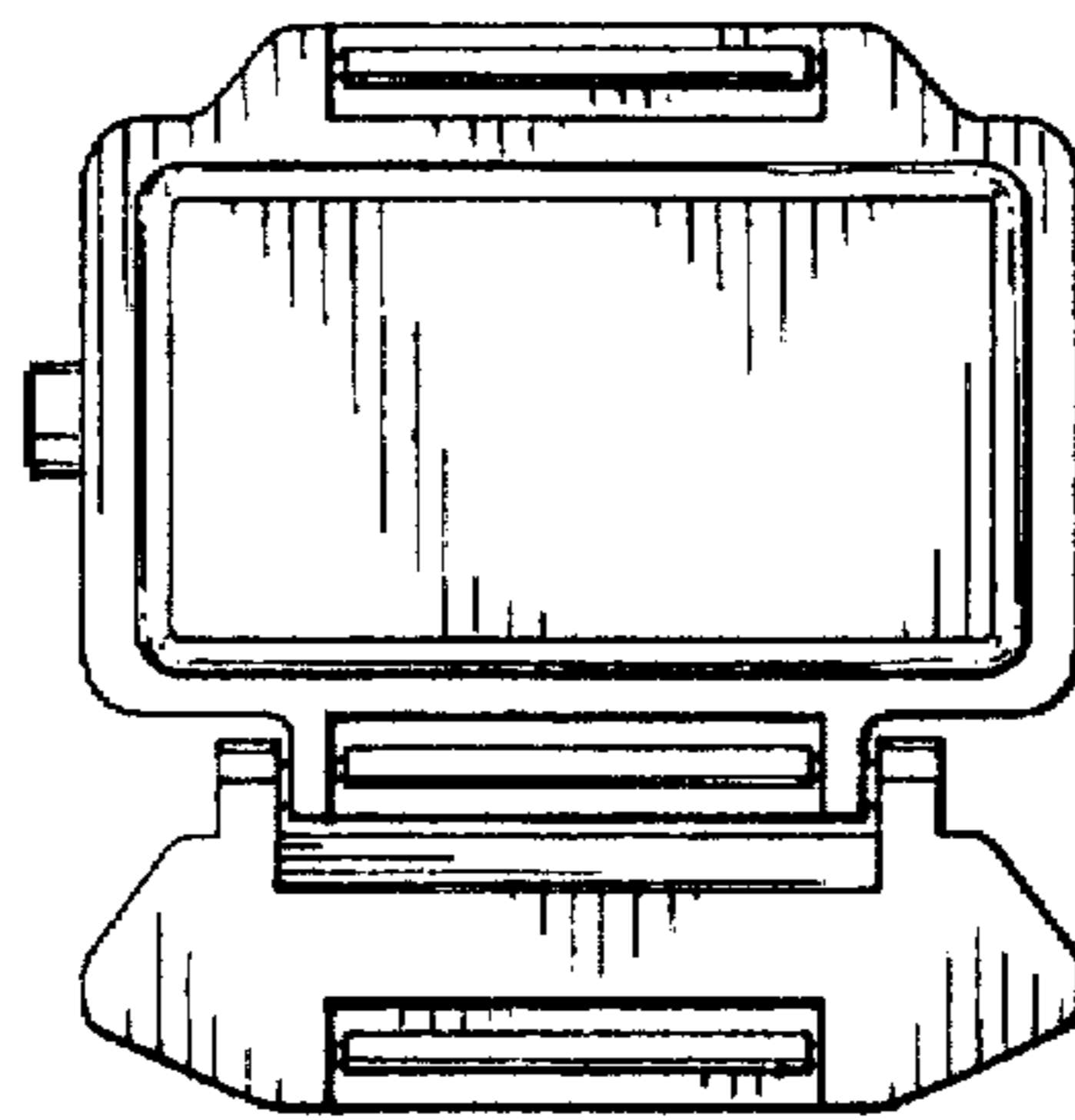


FIG. 2




FIG. 3




FIG. 4



FIG. 5



FIG. 6